

Name _____



Chapter 12 Review/Test

Vocabulary







green

red


blue

Concepts and Skills



DIRECTIONS 1. Draw a line from the color name to the color. (pp. 493–496)
2–3. Look at the shape at the beginning of the row. Circle the set of shapes in which it belongs. 4. Look at the size of the shapes. Mark an X on the shape that does not belong.

5




○



○




○



○

6



○



○




○



○

7




○



○





○




○

8




○



○



○



○

DIRECTIONS 5. Look at the shape at the beginning of the row. Mark under the set of shapes in which it belongs. 6. Look at the size of the shapes. Mark under the shape that does not belong. 7–8. Look at the shape at the beginning of the row. Mark under the set of shapes in which it belongs.

Name _____



○



Red and Blue Cubes				

○



Red and Blue Cubes				

○



Red and Blue Cubes				

○




Red and Blue Cubes				

10

green

blue



○ $2 + 2 = 4$

○ $5 + 2 = 7$

○ $5 + 4 = 9$

○ $6 + 4 = 10$

DIRECTIONS 9. Mark beside the graph that shows there are fewer red cubes than blue cubes. 10. Look at the sorting mat. Mark under the addition sentence that matches the sorted shapes.