



## Leon County Schools

### Instructional Materials Adoption: Personal Finance


03/28/2025

**Brittany Conway**

Grant and RFP Coordinator

[bconway@lincolnlarningsolutions.org](mailto:bconway@lincolnlarningsolutions.org)

412-779-9463




**LINCOLN  
LEARNING**

SOLUTIONS

2139 Brodhead Road

Aliquippa, PA 15001

 [lincolnlarningsolutions.org](http://lincolnlarningsolutions.org)



## Table of Contents

Table of Contents.....	1
Digital Link and Credentials.....	2
Logging In.....	2
Dashboard.....	3
Locating the Pacing Guide.....	4
Resources.....	4
What is a Learning Object?.....	4
Navigation Basics – Teacher.....	5
Navigation Basics - Student.....	5
Materials List.....	5
Pricing.....	5
Course Enrollment.....	5
Teacher Facilitator (optional).....	6
Training.....	6
Included Services.....	6
Professional Development Plan.....	6
Year One.....	7
Year Two.....	7
Years Three +.....	8
Virtual Presentation.....	8



## Digital Link and Credentials

The general trial account includes both teacher and student users enrolled in the **Florida Personal Finance and Money Management course**. These accounts are designed for curriculum and tool exploration.

## Logging In

Log in at: <https://lincolnlearning.instructure.com/login/canvas>

We recommend using a Google Chrome browser to access the account.

Teacher Credentials	
<i><b>Username</b></i>	<i><b>Password</b></i>
leoncounty.teacher	March2025!

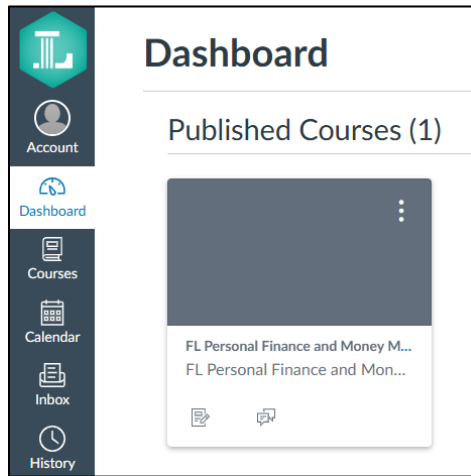
Student Credentials	
<i><b>Username</b></i>	<i><b>Password</b></i>
leoncounty.student	March2025!

**IMPORTANT:** Username is case sensitive and should be all lower case. Multiple users can login to the provided accounts at the same time.

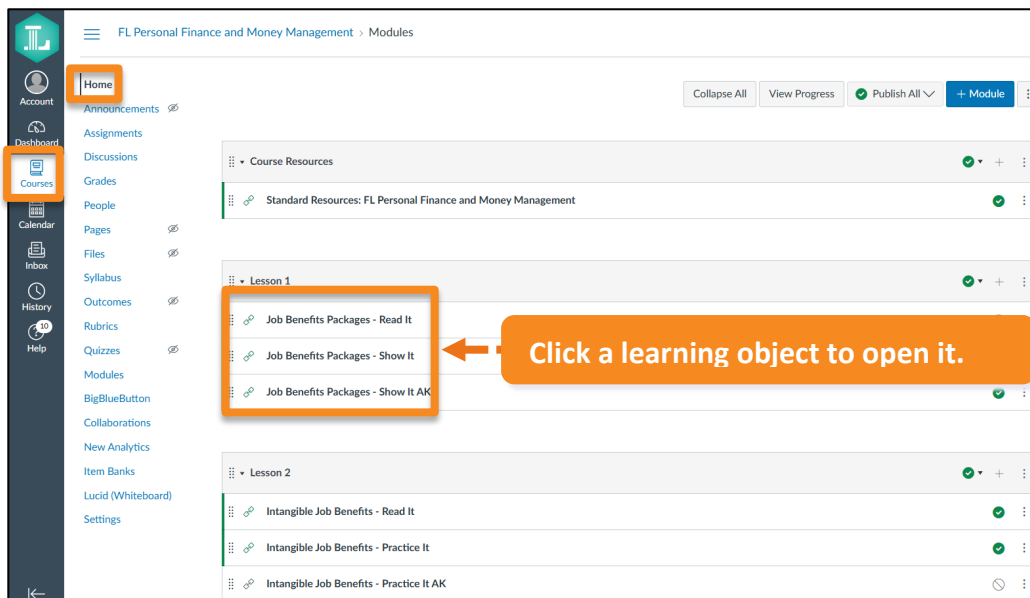


### Dashboard

You will be directed to the **Dashboard**. Click the **Course Card** to view and interact with the course.



You will be taken to the **Home** page. The default Lincoln Learning Home page is the **Course Modules** layout. From here, you can view course content and take assessments.



Click on the activities in the modules or use the navigation arrows at the bottom of each activity's page to navigate through the course.

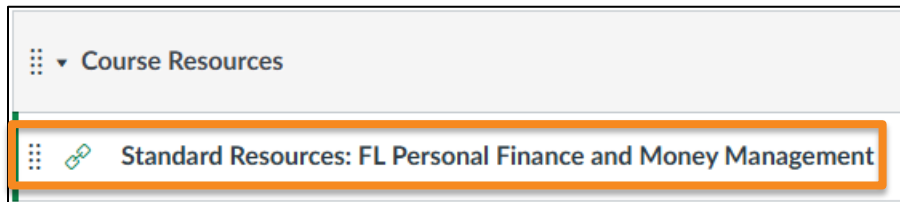




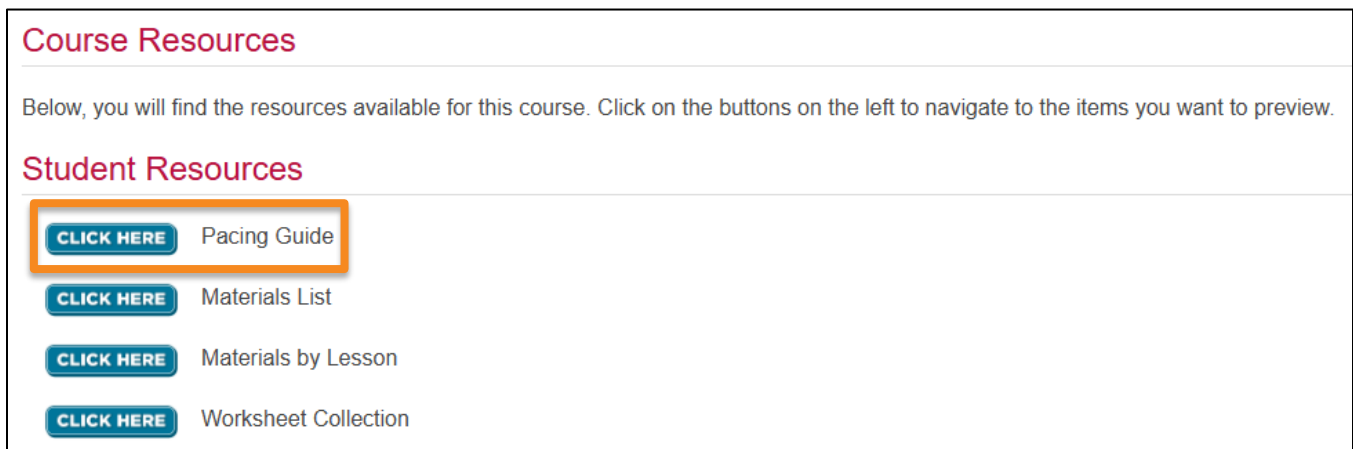
## Locating the Pacing Guide

You can use the Pacing Guide to help you see the full layout of the course and assist in navigating to a specific activity faster.

To locate the Pacing Guide, click on the [Standard Resources](#) within the [Course Resources](#) lesson. Course Resources is the first lesson at the beginning of each semester.



Once this is open, select the [Pacing Guide](#). If you prefer, you can save and print this file to help you work through the course.



## Resources

### What is a Learning Object?

Florida State Empowered™ courses are made up of learning objects, and each type of learning object provides students with a different approach to learning. For a brief overview of learning object types, please view the [What is a Learning Object](#) video.



## Navigation Basics – Teacher

<a href="#">Course Navigation</a>	These resources give an overall view of navigating the Canvas LMS as a teacher.
<a href="#">How do I use the Gradebook?</a>	This resource provides general information on viewing and using the gradebook.
<a href="#">How do I use the Assignments Index Page?</a>	This resource provides general information on viewing and opening course assignments.

## Navigation Basics - Student

<a href="#">Global Navigation</a>	These resources give an overall view of navigating the Canvas LMS.
<a href="#">How do I submit an online assignment?</a>	This resource shows you how to submit a Lincoln file upload assessment in Canvas.
<a href="#">How do I take a quiz in New Quizzes?</a>	This resource shows you how to complete a Lincoln online assessment in Canvas.

Please reach out to **Brittany Conway** for any questions related to the trial account pertaining to this submission.

Email: [bconway@lincolnlarningsolutions.org](mailto:bconway@lincolnlarningsolutions.org)

Phone Number: 412-779-9463

## Materials List

The worksheet collection is available digitally, can be printed through Leon's vendor printer, or can be purchased through Lincoln Learning Solutions.

Worksheet Collections will be an annual purchase if Leon opts to purchase the worksheets through Lincoln Learning Solutions. Printed Worksheet Collections from Lincoln Learning reflect the content as of their print date. Digital copies, however, will always reflect the most current curriculum.

**Purchased through Lincoln Learning Solutions: \$13.00 - \$16.00**

- Unit cost is subject to change.
- Shipping and freight charges on not included in this total.

## Pricing

## Course Enrollment



- \$50.00 per student per semester
- Teacher access is included in this purchase.

## Teacher Facilitator (optional)

- \$100 per Lincoln Learning Teacher Facilitator per student/per semester.

Lincoln Learning provides Instructional Services as an additional service as requested by schools. These teachers work with the district's Teacher of Record to support students completing a course. Lincoln Learning's Instructional Services are not the Teacher of Record for the student.

Instructional services provide:

- Meaningful, high-quality feedback on assessments
- Communication and content support
- Regular progress monitoring
- Real-time virtual support during office hours or by appointment
- Accommodations/modifications implementation for IEPs, GIEPs, and Section 504 plans

## Training

Training sessions outside of the complimentary ones each year are \$250 per 90-minute session.

On-Site training is available at an additional cost:

- Half-Day Client Workshop (up to 4 hours): \$2,250 + travel
- Full-Day Client Workshop (up to 8 hours): \$5,000 + travel
- Two-Day Client Workshop (up to 16 hours): \$8,000 + travel

## Included Services

The following services and features are included at no additional cost with purchasing Lincoln Learning's Personal Finance and Money Management Course.

- Annual Virtual Sessions – Up to four virtual learning sessions per year.
- Client Success Specialist, Customer Support, and Technical Support – single point of contact for support services needed throughout the lifetime of this partnership.
- Access to the Help Center portal – how-to articles, guides, and videos available to our partners at all times for self-guided learning of the Lincoln Learning products.

## Professional Development Plan

Training is available virtually that can be scheduled at any point throughout the year. Initial partners receive four (4) complimentary 90-minute webinar sessions to get started with the Lincoln Empowered Curriculum. Each renewal year, returning partners receive two (2) complimentary 90-minute webinar sessions. Additional webinar sessions may be



scheduled at any point throughout each school year.

On-Site training is available at an additional cost and provided as either a half-day workshop, full day workshop, 2-day workshop, or 3-day workshop.

We collaborate with partners to build and deepen foundational knowledge of the adopted curriculum over consecutive years.

Year One <i>Learning With Lincoln</i>	Year Two <i>Growing With Lincoln</i>	Years Three+ <i>Empowered With Lincoln</i>
--	---	---

## Year One

In the first year, we prioritize building a strong foundation in both education and partnerships. This initial year emphasizes collaboration, training, and support to ensure smooth adoption and effective implementation of the new curriculum.

Learning with Lincoln	
Virtual Needs Assessment	This initial call brings together key stakeholders to meet with the assigned LLS support team, review the proposed implementation plan, establish enrollment numbers, and introduce your Client Success Specialist.
Integration	Partners access the Lincoln Learning products before training begins, allowing attendees to interact with the applications during the sessions. Our IT team ensures the functionality of the curriculum by working alongside your technical team.
Initial Training Sessions	Scheduled prior to the start of the school year, <b>Initial Training</b> involves understanding best-use practices for the curriculum within the learning management system through step-by-step and scenario-based instruction.
Pre-Training Consultation	During this call, we discuss your desired training sessions and work together to tailor them to your needs. Following this call, we will discuss goals to accomplish by the end of training.
Ongoing Sessions	<b>Ongoing Training</b> occurs after educators have completed the Initial Training. These sessions connect teaching pedagogy with Lincoln Learning's products and offer useful tips.
Evaluation and Feedback	Our hands-on training approach ensures ongoing support throughout the contract, with continuous evaluation and adaptation based on district feedback to meet their goals effectively.

## Year Two

In year two, our focus shifts to expanding from the foundational knowledge in year one to addressing more advanced needs. This year is designed to deepen understanding and provide targeted support to enhance curriculum implementation.

Growing with Lincoln	
Pre-Training Consultation	At the start of the school year, our team will reconnect with key stakeholders to review the previous year's outcomes and assess upcoming training needs. We will align training goals with district priorities and discuss any new objectives or challenges.





Continued Learning	Returning partners receive two complimentary training sessions that can be scheduled at any point throughout the year. Sessions will build on year one training, introducing more advanced topics and strategies.
	Training expands beyond the basics covered in year one, focusing on advanced curriculum integration, pedagogical techniques, and data analysis. Sessions may include specialized topics such as differentiated instruction, enhancing student engagement, or leveraging new features of the Lincoln Learning solutions.
Evaluation and Feedback	We will continue our hands-on approach to training, with regular evaluations of program effectiveness. Ongoing feedback from partners will be used to tailor and refine training to meet evolving needs and ensure continued success.

## Years Three +

As we enter years three and beyond, our focus is on deepening and expanding the expertise developed in previous years. We aim to build on the solid foundation established in the first two years and adapt our support to meet evolving needs.

Empowered With Lincoln	
Customized Continued Learning and Support	Partners collaborate with our Training team to design <b>tailored</b> sessions based on the pre-training consultation and complimentary training. These sessions are customized to fit specific needs rather than selecting from our traditional catalog.
	Ongoing sessions in year three cover <b>advanced topics</b> and emerging best practices, building on previous years' knowledge and integrating new features, updates, or products.
	Our Training Team and Client Success Specialists continue to check in, evaluate, and adjust training to ensure ongoing success with the adopted curriculum in tandem with your goals.

## Virtual Presentation

In addition to the below presentations, Lincoln Learning Solutions is happy to provide live demonstrations that the district may record and distribute as well.

[Personal Finance and Money Management](#) – Please note this video is recorded using the Buzz learning management system for demo purposes. The Lincoln Learning curriculum works with any LTI 1.3 compliant LMS.