

The logo for Lamar CISD features the word "LAMAR" in a bold, white, sans-serif font with a stylized sunburst or fan-like graphic integrated into the letter "A". To the right of "LAMAR" is the text "CISD" in a smaller, white, sans-serif font. The entire logo is set against a dark blue background that is part of a larger graphic overlay.

LAMARCISD

A PROUD TRADITION | A BRIGHT FUTURE

Southeast Leveling Attendance Boundary Options

Presented to the
Attendance Boundary Committee
February 27, 2024



Welcome

Dr. Roosevelt Nivens
Superintendent



Introductions

- For Committee Members:
 - Name
 - School
 - Children (grades/schools)
 - How long have you lived in the community?
- For Staff Members:
 - Name
 - Position



We're growing!



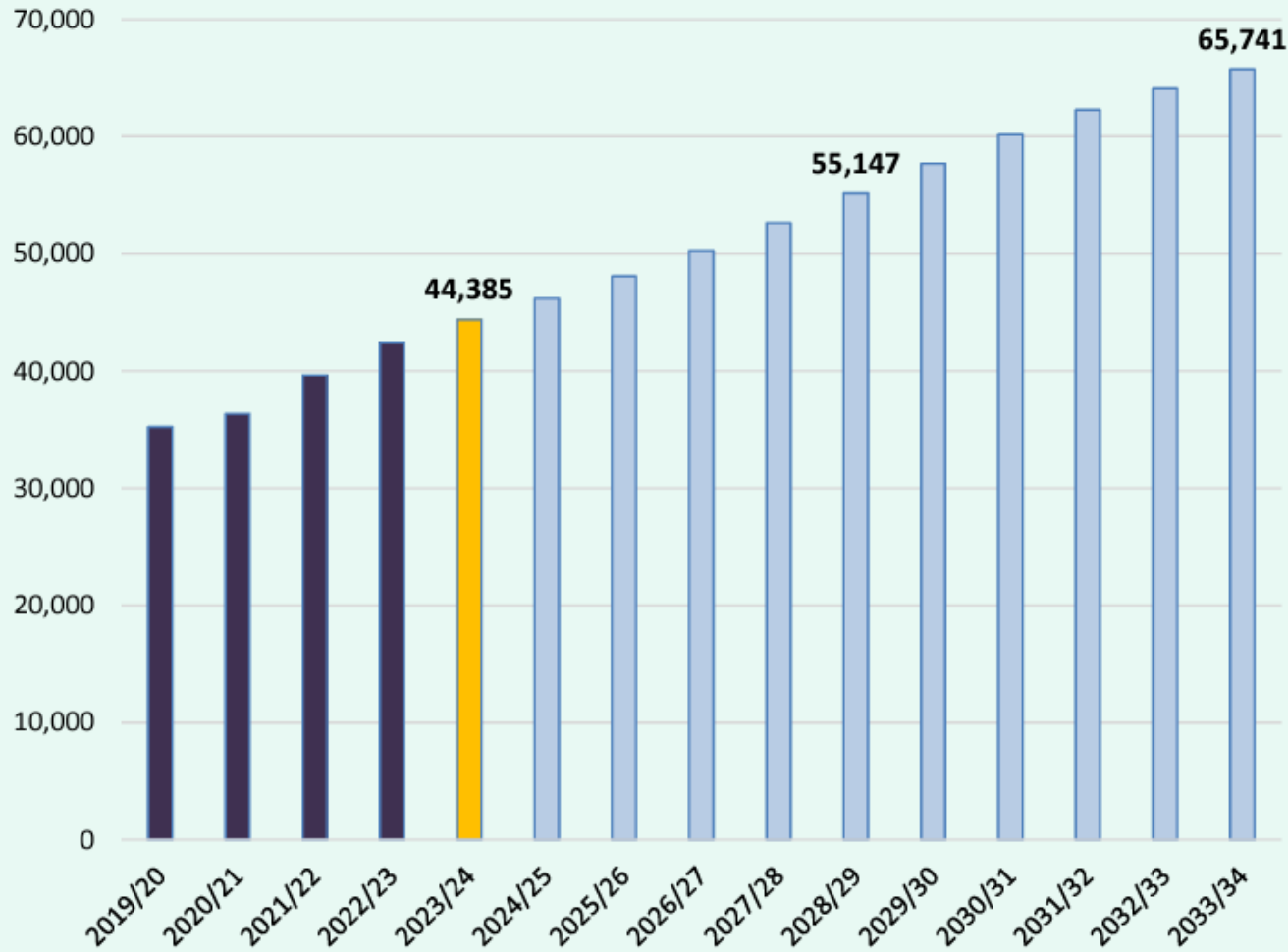
LAMAR CISD
FASTEST-GROWING SCHOOL DISTRICT





Key Takeaways

Total Enrollment



- Lamar CISD added more than 1,900 students this fall, significantly lower than the previous two years totals
- Groundwork is currently underway on roughly 3,440 lots across the district
- The district is forecasted to add 3,700 – 4,200 new homes annually for the next 2-3 years
- The district is forecast to enroll more than 55,100 students in 2028/29, and more than 65,700 students in 2033/34

Elementary Schools

Leveling



Lamar CISD Leveling Timeline

- ~~October~~ ~~Cabinet Reviews Attendance Zone Options~~
- ~~November~~ ~~Present Options to Impacted Principals~~
- ~~November 14~~ ~~Board – Future Action Item re: Process & Options~~
- ~~December 11~~ ~~Board Workshop: Rezoning & Leveling~~
- ~~December 12~~ ~~Board – Future Action Item re: Process & Options~~
- ~~January~~ ~~ABC Selection & Notification~~
- ~~January 17~~ ~~Board – Action Item to Determine Options for ABC & Approve Committee~~
- ~~Jan. 18 – 31~~ ~~Community Survey~~
- ~~February 26~~ ~~ABC Meeting 1 - South East Lamar CISD (Maroon/Blue)~~
- **February 27** ABC Meeting 2 - South East Lamar CISD (Maroon/Blue)
- **March 1-8** **Community Survey 2** (if needed)
- **March 19** Board – Future Action Item to Determine Attendance Zones
- **April 16** Board – Action Item to Determine Attendance Zones



Objectives/Criteria

- To develop a fair and objective rezoning process.
- To always keep in mind doing what is in the best interest of students.
- To draw attendance zones in a way that supports an efficient/effective use of school facilities.
- To align the number of students (enrollment) with campus capacity.
- To reduce overcrowding of campuses.
- To plan for future growth.
- To keep neighborhoods and feeder schools together, as much as possible.
- To minimize rezoning neighborhoods that have been affected in previous rezonings.
- To draw secondary zones that reflect the district's diversity, as much as possible.
- To consider elementary students' proximity to a campus, being mindful of traffic patterns that allow for the safest routes available.
- To communicate zoning information effectively to all students and families who may be impacted.

Requested Data

Committee Member Request: Ike Akinwande

Hi Sonya,

Can you please get the total number of students in the school who are in these categories at Dickinson elementary and at Campbell elementary? The three categories are walkers, bus riders, and car riders.

	Dickinson	Campbell
Car Riders	126	96
Bus Riders	194	87
Walkers	208	184
Day Care	34	47

Developing Additional Options

Developing Additional Options – Start Here

Take a vote to determine if the committee wants to create an additional option.

If the majority is in favor, the committee will create an additional map option.

After the committee's map is complete, we will vote to determine if the committee wants to include the new map (Option 5) in the ranking process.

Developing Additional Options

If the newly created map option fails to receive a majority vote, then the committee will discuss to see if refinements can be made.

The committee will refine the map option and revote to determine if the new map will be included in the ranking process

If the committee cannot develop a map option that receives a majority vote, then the committee will not submit an additional map option for ranking.

Developing Additional Options

If the committee successfully creates an Option 5 map, then the committee will take a vote to determine if the committee wants to create an additional map (Option 6).

If the majority is in favor, the committee will create an additional map option.

After the committee's map is complete, we will vote to determine if the committee wants to include the new map (Option 6) in the ranking process.

Developing Additional Option

Projections and Map Options

SouthEast Projections

- **Red** = Over total capacity...Decision needed
- **Orange** = Over building capacity...Using port
- **Blue** = Enrollment is 70% or less than buildin capacity...Decision needed

Campus	Max Building Capacity	Max Portable Capacity	Max Total Capacity	2023-24	2024-25	2025-26	2026-27	2027-28
Elementary Schools Option 1								
Campbell Elementary	810	0	810	426	523	486	491	476
Carter Elementary	854	308	1,162	998	725	777	829	885
Dickinson Elementary	810	0	810	563	684	666	659	650
Hutchison Elementary	854	0	854	568	738	742	760	742
Velasquez Elementary	810	0	810	503	490	490	467	456
Williams Elementary	810	0	810	712	644	630	637	632

Elementary Schools Option 2

Campbell Elementary	REJECTED							
Carter Elementary	REJECTED							
Dickinson Elementary	REJECTED							
Hutchison Elementary	REJECTED							
Velasquez Elementary	REJECTED							
Williams Elementary	REJECTED							

Elementary Schools Option 3

Campbell Elementary	810	0	810	426	667	620	625	609
Carter Elementary	854	308	1162	998	677	729	780	835
Dickinson Elementary	810	0	810	563	668	652	643	636
Hutchison Elementary	854	0	854	568	577	577	588	587
Velasquez Elementary	810	0	810	503	490	490	467	456
Williams Elementary	810	0	810	712	715	700	705	701

Elementary Schools Option 4

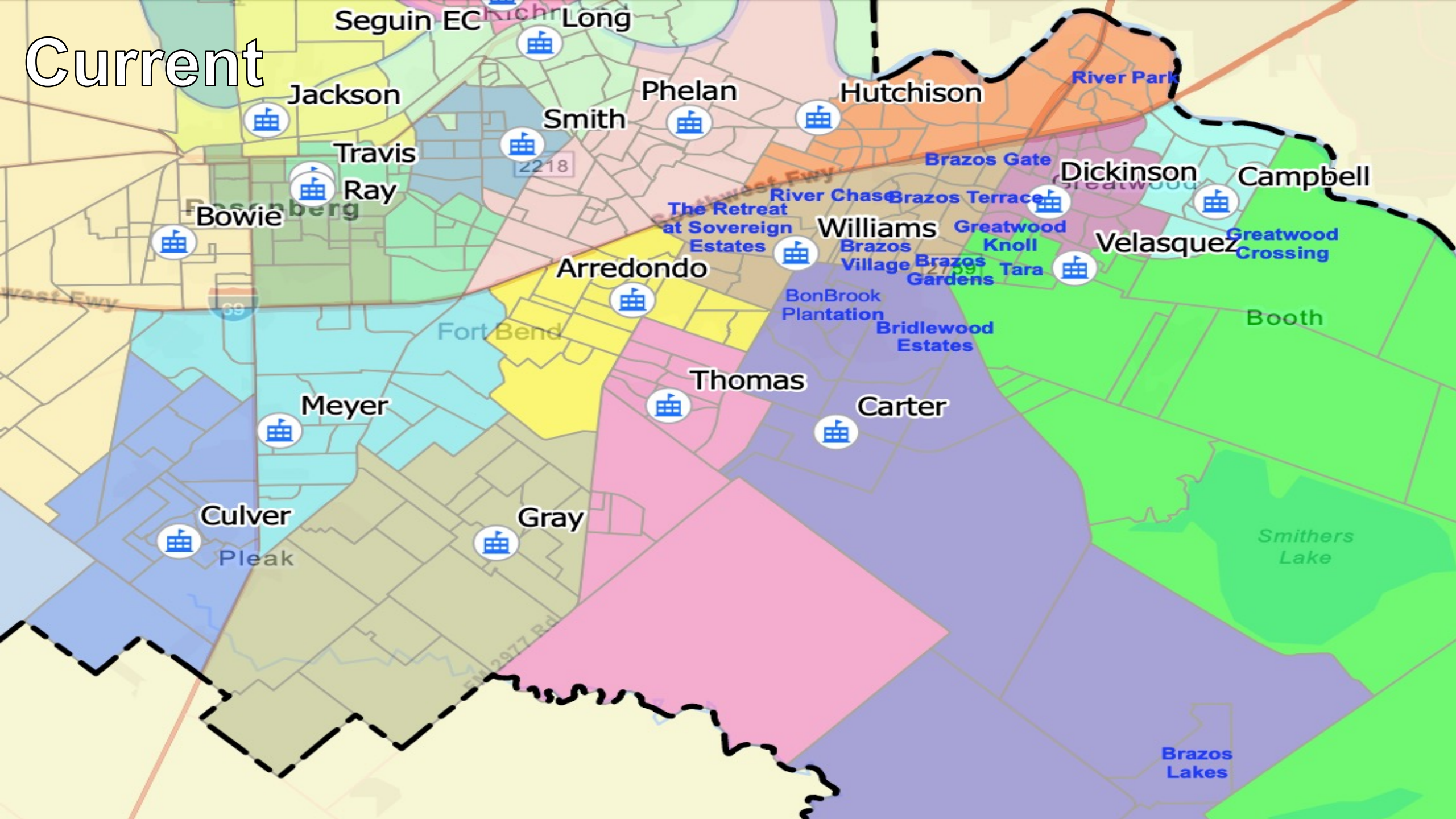
Campbell Elementary	REJECTED							
Carter Elementary	REJECTED							
Dickinson Elementary	REJECTED							
Hutchison Elementary	REJECTED							
Velasquez Elementary	REJECTED							
Williams Elementary	REJECTED							

2023 Elementary Schools - without leveling

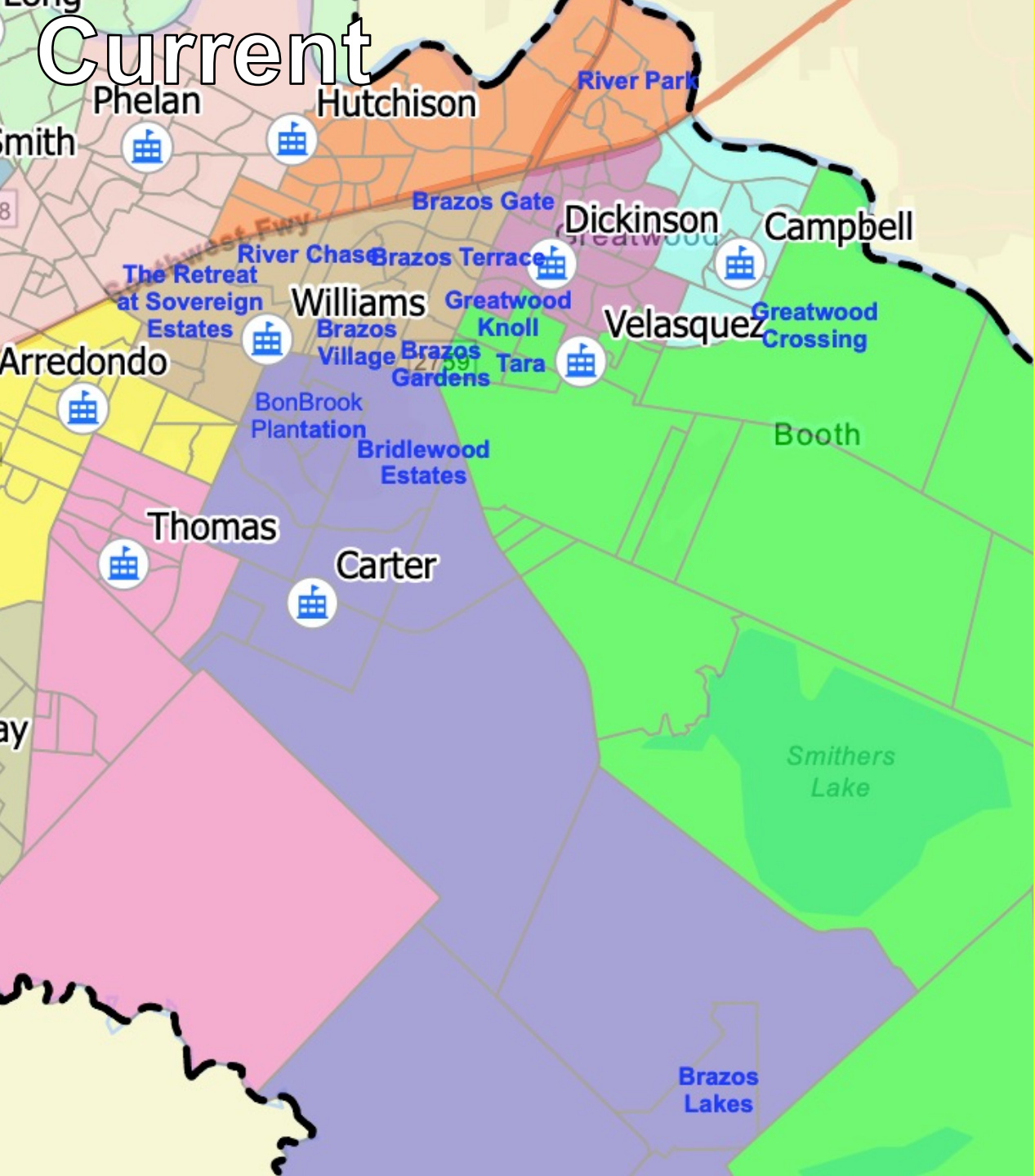
Campbell Elementary	810	0	810	426	411	383	386	376
Carter Elementary	854	308	1162	998	1,040	1,096	1,154	1,215
Dickinson Elementary	810	0	810	563	573	559	552	545
Hutchison Elementary	854	0	854	568	577	577	588	587
Velasquez Elementary	810	0	810	503	490	490	467	456
Williams Elementary	810	0	810	712	715	700	705	701

**Data points are projections and therefore represent estimated enrollment*

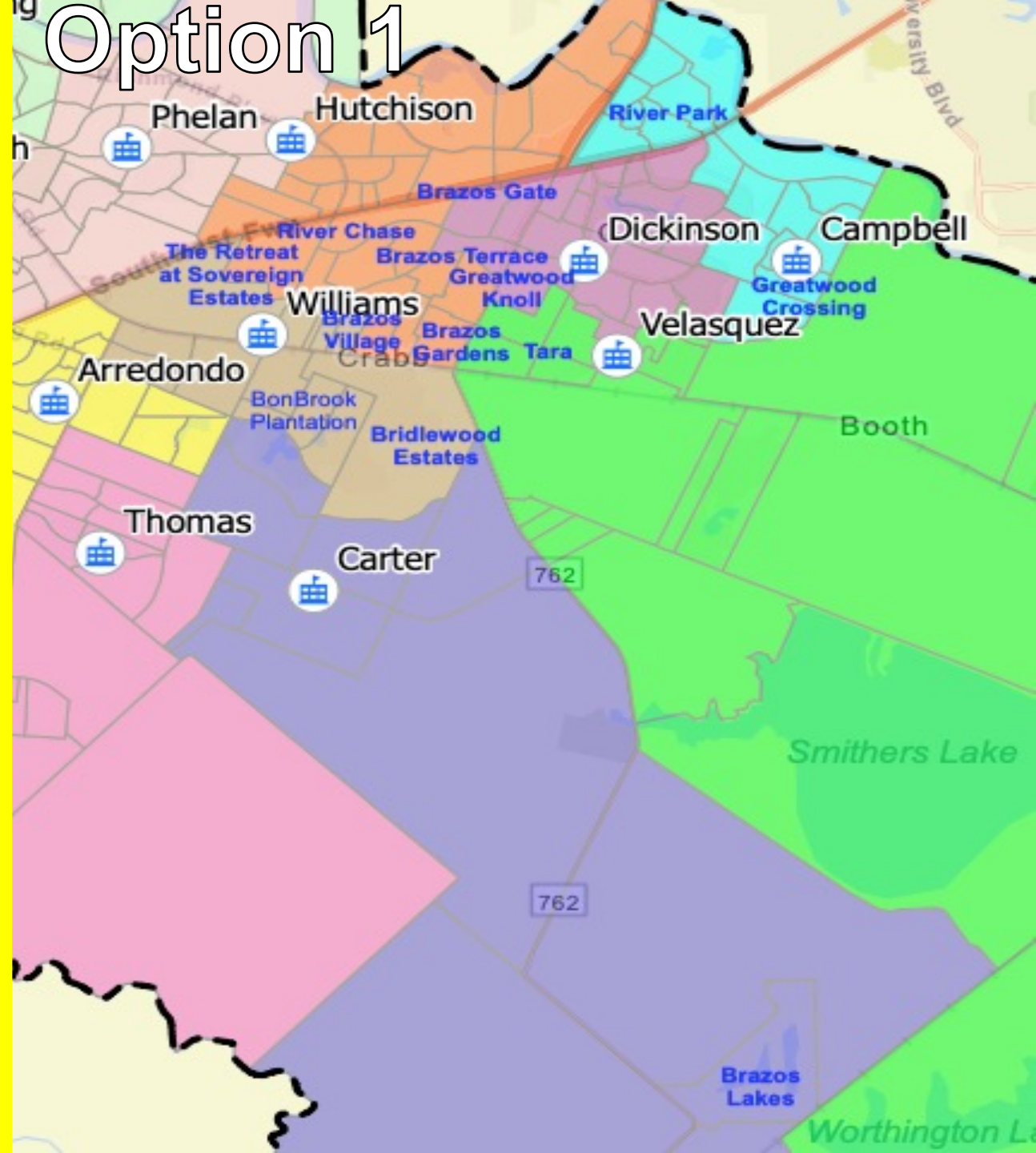
Current



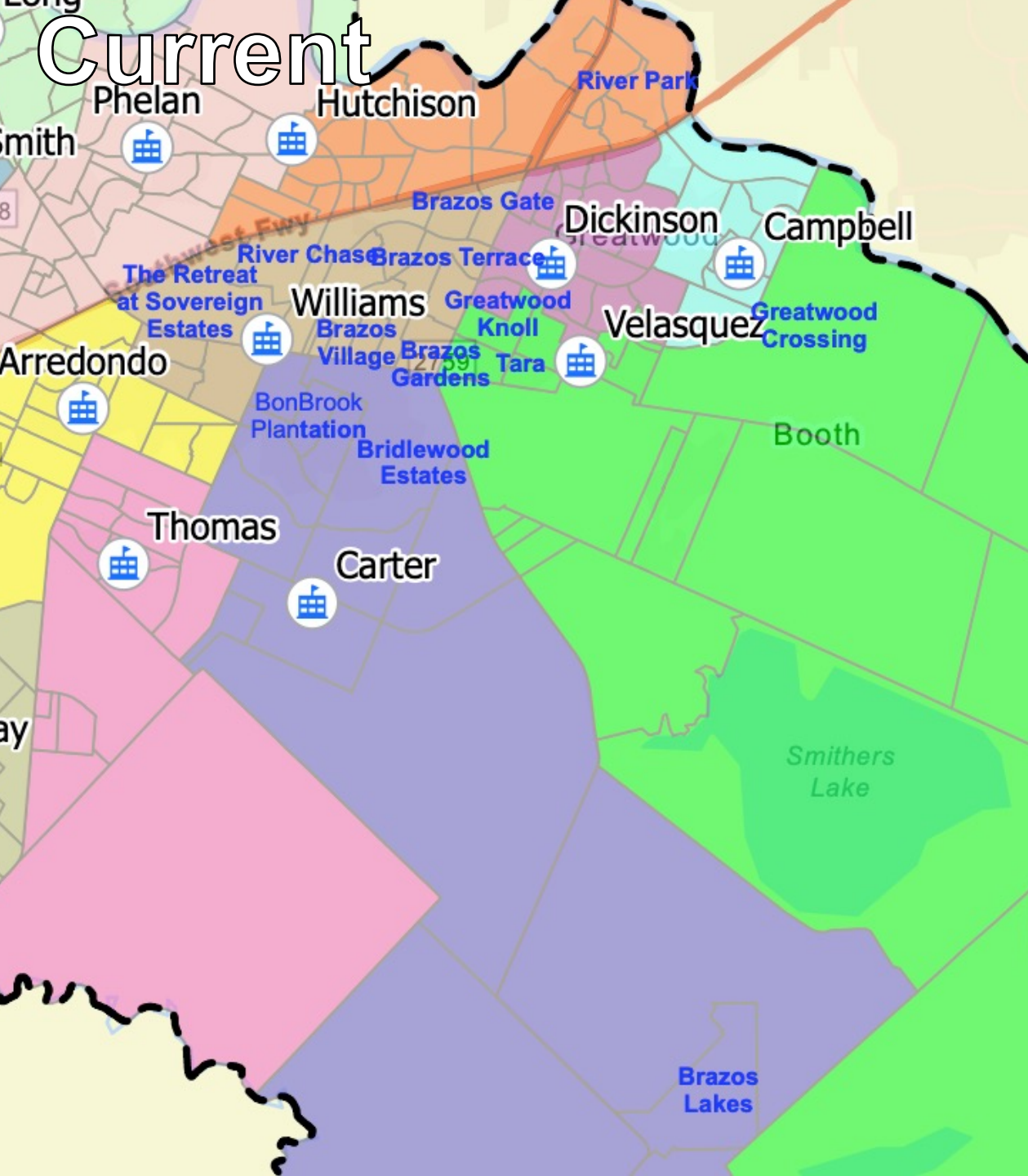
Current



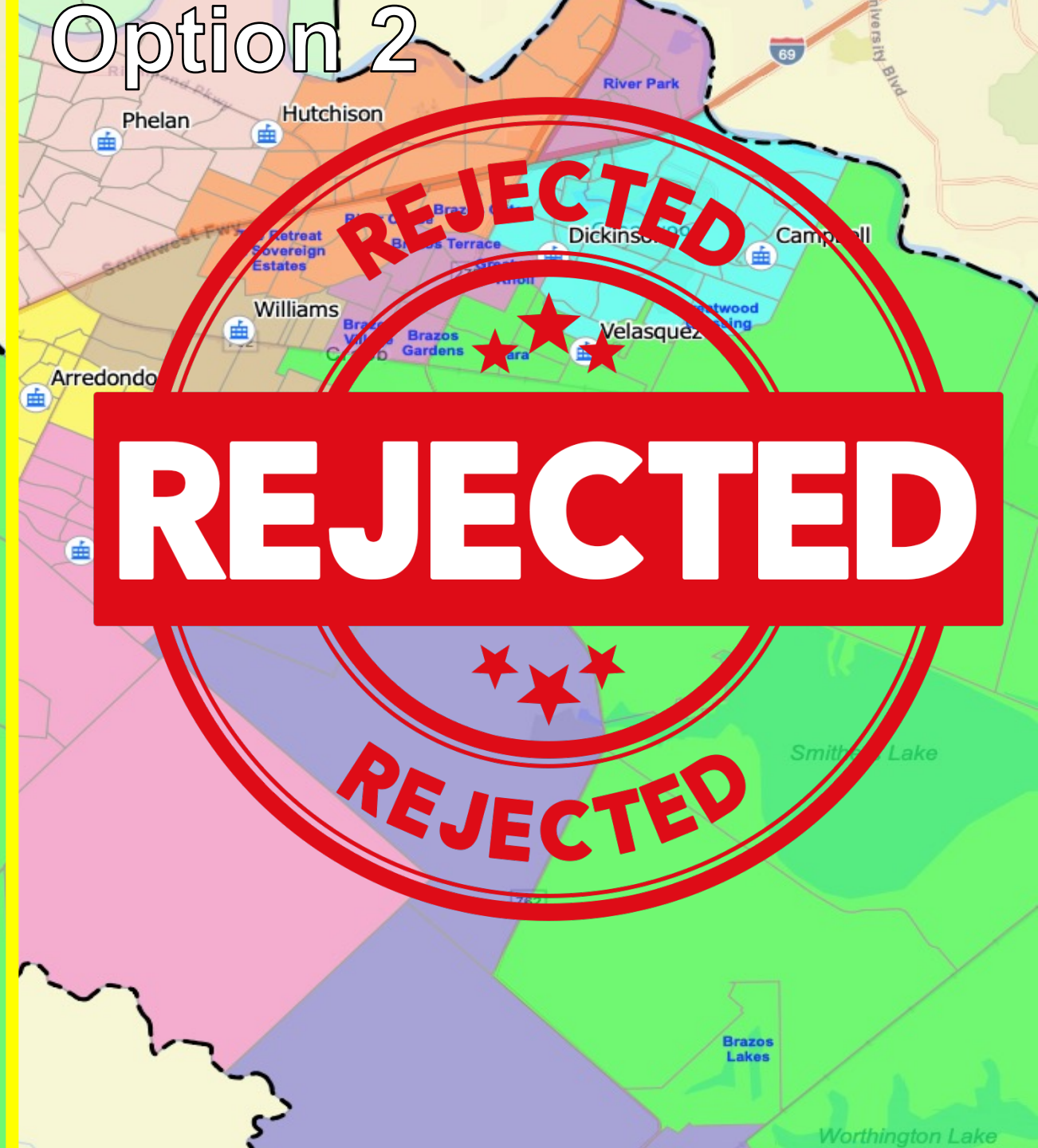
Option 1



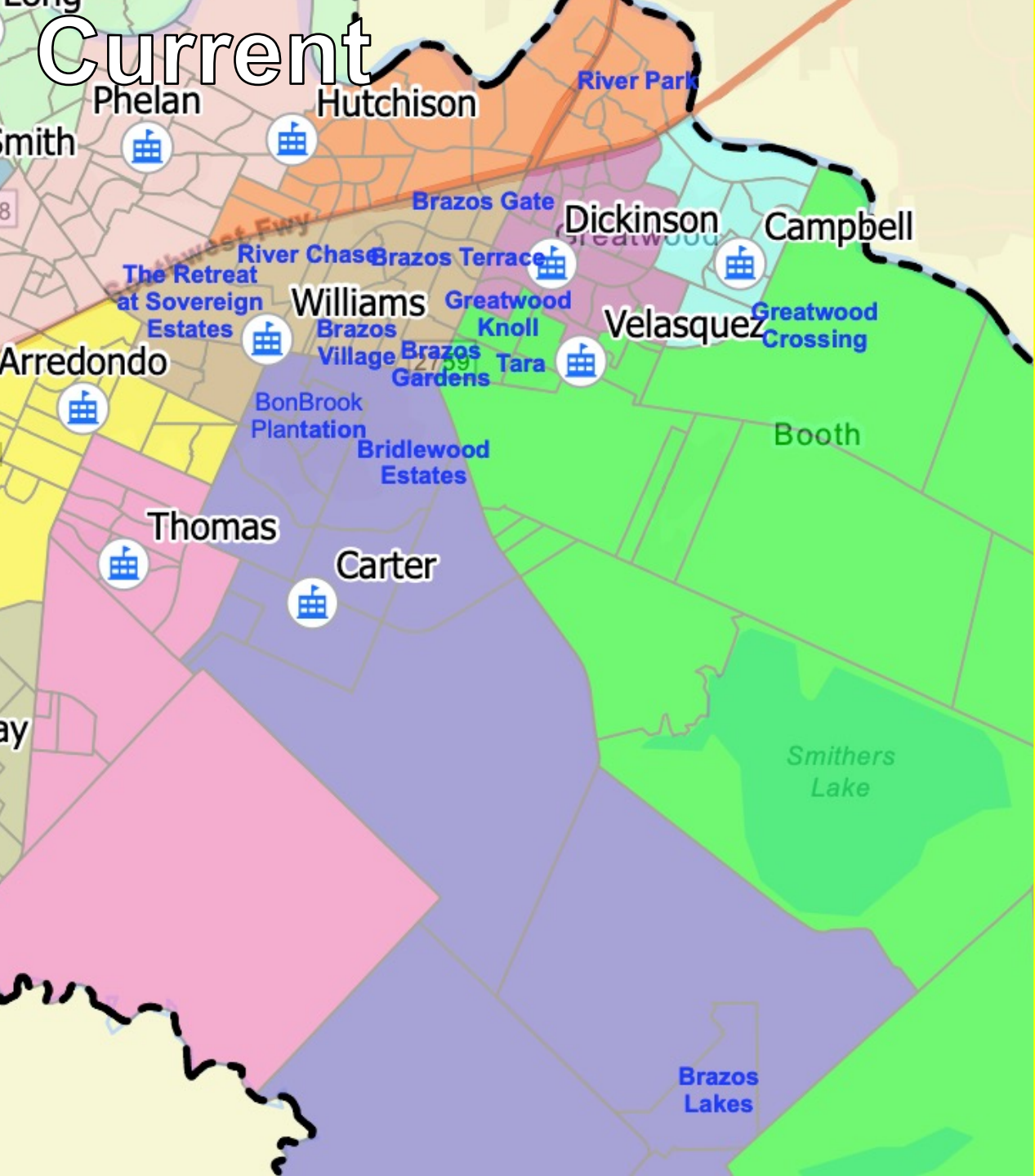
Current



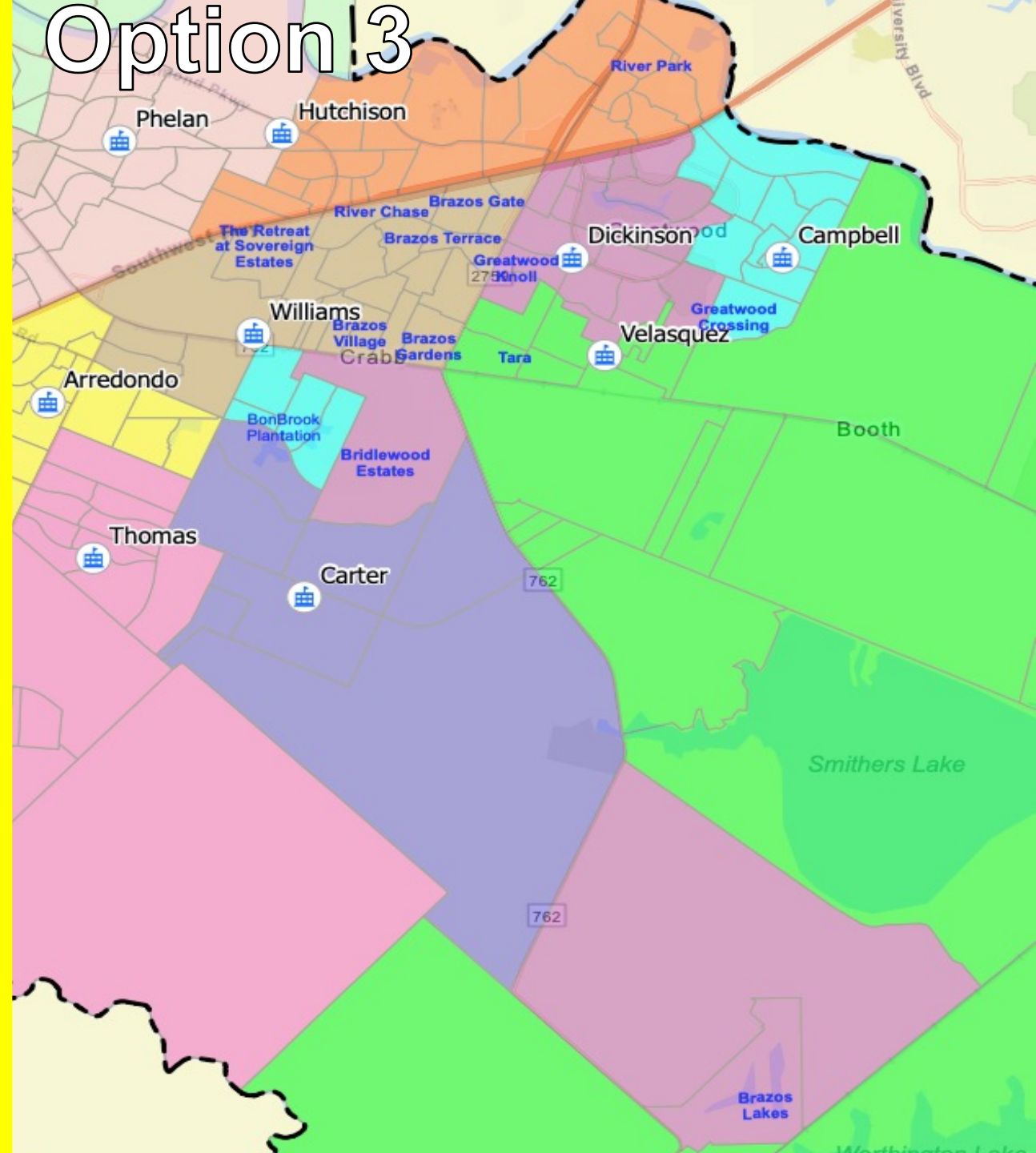
Option 2



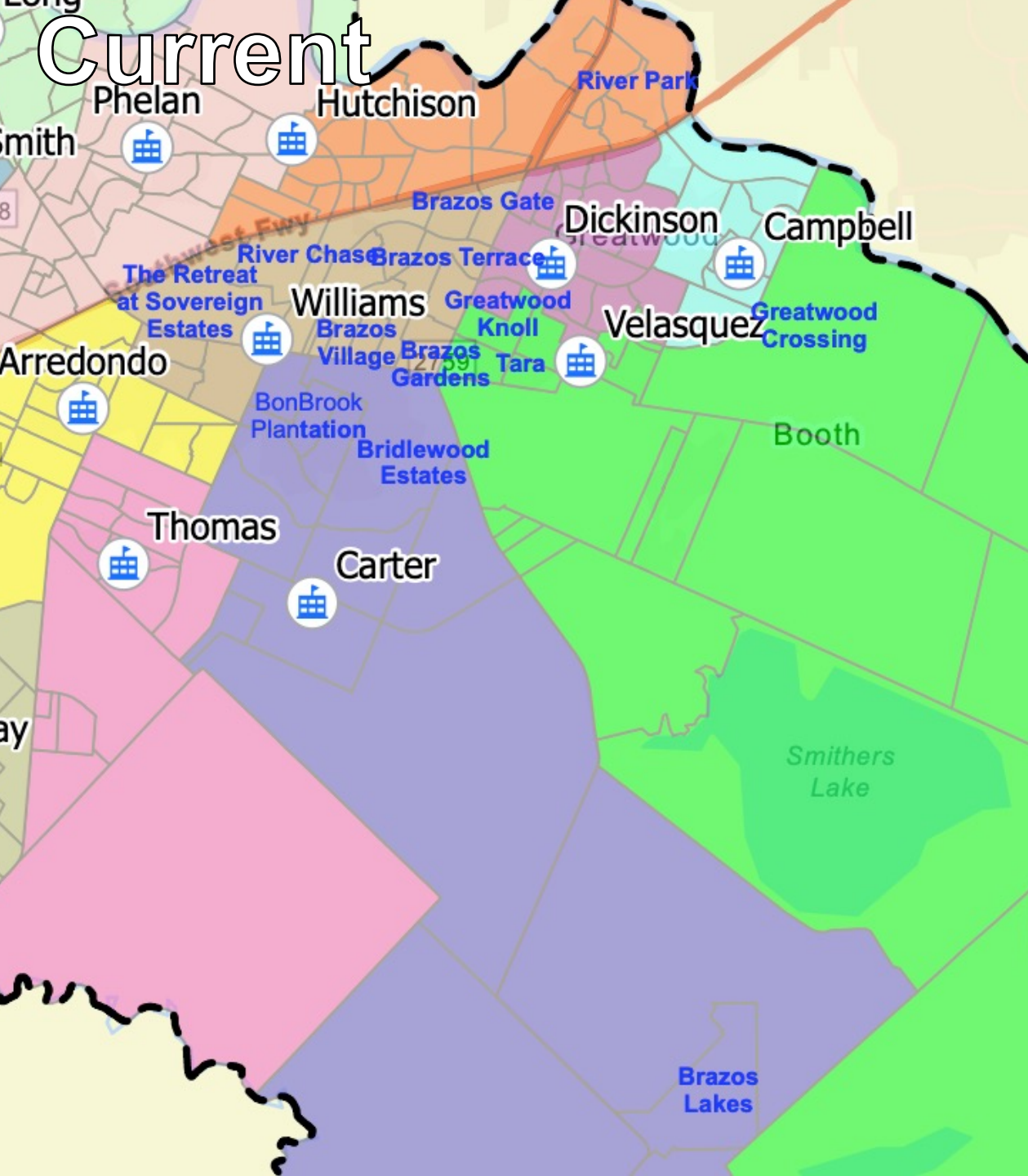
Current



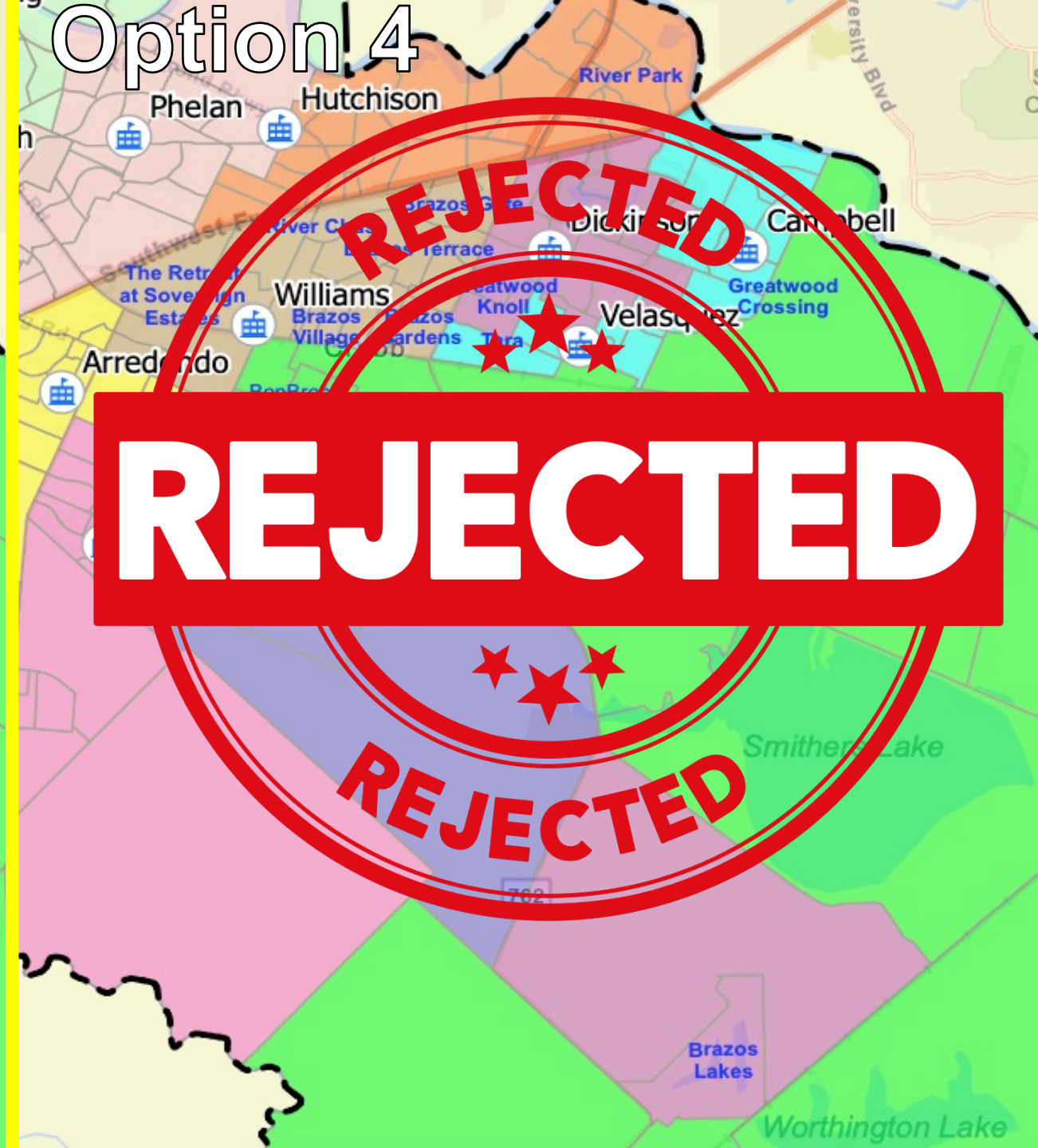
Option 3



Current



Option 4



Survey Results

Survey Results

- **Sent to 4,288 e-mail addresses**
 - Send via direct e-mail
 - Placed in campus newsletters
 - Backpack flyers
- **Received 1,220 responses**
 - Campbell – 186 (15%)
 - Carter – 391 (32%)
 - Dickinson – 275 (23%)
 - Hutchison – 112 (9%)
 - Velasquez – 84 (7%)
 - Williams – 172 (14%)

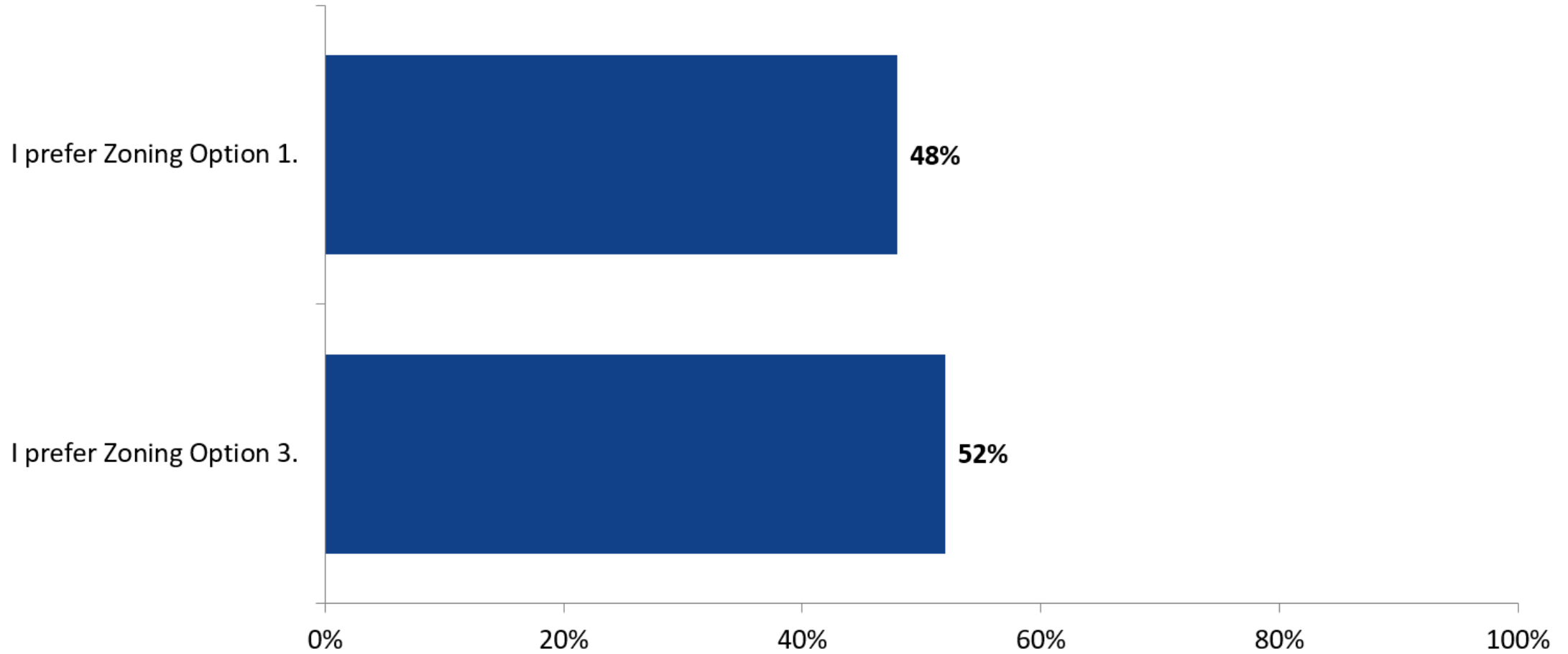
Survey Results

Which zoning option do you prefer?

Responses	Count	%
I prefer Zoning Option 1.	568	48%
I prefer Zoning Option 3.	626	52%
Total Responses	1,194	

Leveling Option Preference

Which zoning option do you prefer? (N=1,194)



Ranking the Options

Ranking the Options – Round 1

- Each committee member will receive 1 colored dot
- You will place your dot on your top choice (first preference)
- Committee will discuss the outcome and what it likes/doesn't like about each option

Ranking the Options – Round 2

- Each committee member will receive another colored dot
- You will place your dot on your top choice (first preference)
- This will determine the final ranking

Next steps

- Discuss Legacy Provision
- Select Chairperson
- Develop talking points
- Present options and ranking to the Board of Trustees

**Board Meeting:
March 19, 2024
6:30 PM**



Contact Info

Info@LCISD.org

832.223.0330

