



# 23-24 Student School Climate Survey

Survey Results

**Wright Junior High**

Lamar Consolidated ISD  
February 12 - March 4, 2024



Lamar Consolidated ISD  
23-24 Student School Climate Survey

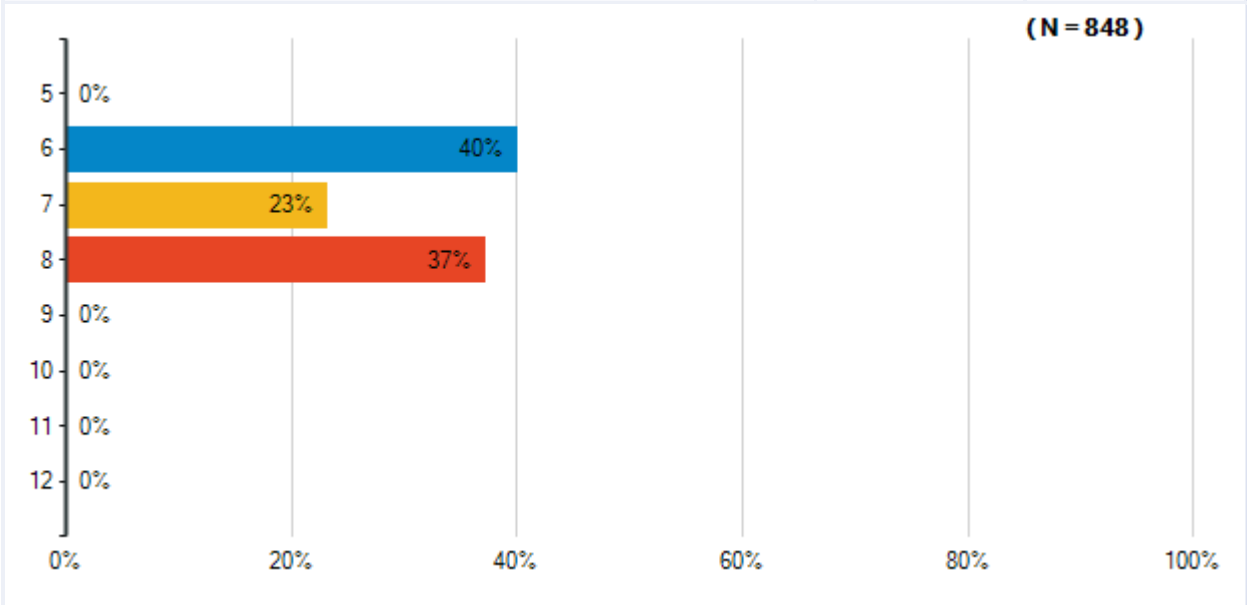
School Name	Count	%
Adolphus Elementary	0	0%
Alternative Learning Center	0	0%
Arredondo Elementary	0	0%
Austin Elementary	0	0%
Beasley Elementary	0	0%
Bentley Elementary	0	0%
Bowie Elementary	0	0%
Briscoe Junior High	0	0%
Campbell Elementary	0	0%
Carter Elementary	0	0%
Culver Elementary	0	0%
Dickinson Elementary	0	0%
Foster High School	0	0%
Frost Elementary	0	0%
Fulshear High School	0	0%
George Junior High	0	0%
George Ranch High School	0	0%
Gray Elementary	0	0%
Hubenak Elementary	0	0%
Huggins Elementary	0	0%
Hutchison Elementary	0	0%
Jackson Elementary	0	0%
Lamar Consolidated High School	0	0%
Lamar Junior High	0	0%
Leaman Junior High	0	0%
Lindsey Elementary	0	0%
Long Elementary	0	0%
McNeill Elementary	0	0%
Morgan Elementary	0	0%
Meyer Elementary	0	0%
Navarro Middle School	0	0%
Phelan Elementary	0	0%
Pink Elementary	0	0%
Randle High School	0	0%
Ray Elementary	0	0%
Reading Junior High	0	0%
Roberts Middle School	0	0%
Ryon Middle School	0	0%
Seguin ECC	0	0%

Lamar Consolidated ISD  
23-24 Student School Climate Survey

Smith Elementary	0	0%
Tamarron Elementary	0	0%
Terry High School	0	0%
Thomas Elementary	0	0%
Travis Elementary	0	0%
Velasquez Elementary	0	0%
Wertheimer Middle School	0	0%
Wessendorff Middle School	0	0%
Williams Elementary	0	0%
Wright Junior High	0	0%
1621 Place	0	0%
Wertheimer Middle School 2	0	0%
Williams Elementary 2	0	0%
Wright Junior High 2	848	100%
<b>Total Responses</b>	<b>848</b>	

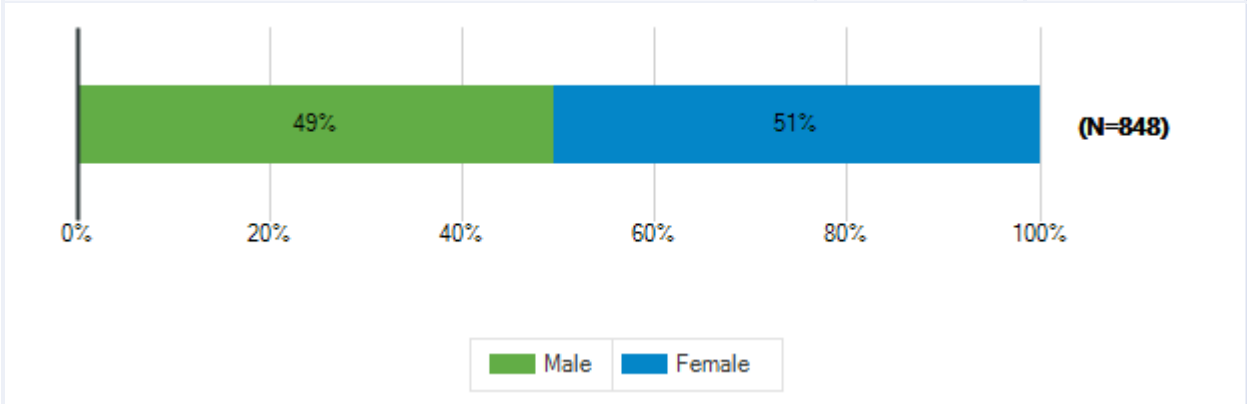
Lamar Consolidated ISD  
 23-24 Student School Climate Survey

Grade Level (prepopulated, hidden)		
Responses	Count	%
5	0	0%
6	338	40%
7	196	23%
8	314	37%
9	0	0%
10	0	0%
11	0	0%
12	0	0%
<b>Total Responses</b>	<b>848</b>	



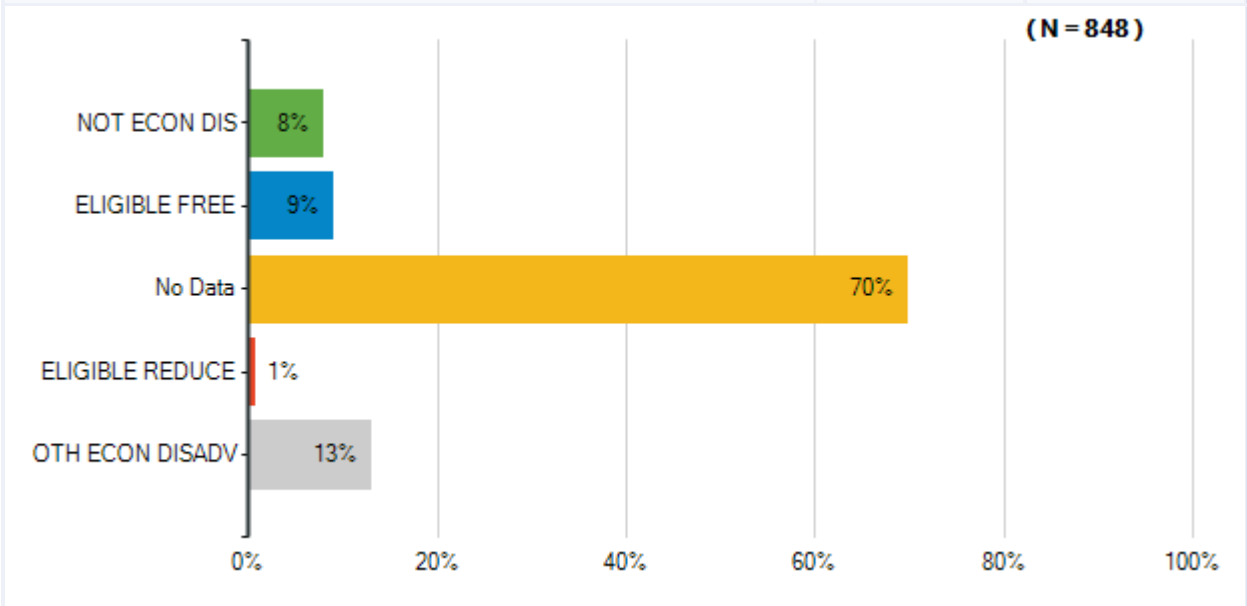
Lamar Consolidated ISD  
23-24 Student School Climate Survey

Gender (prepopulated, hidden)		
Responses	Count	%
Male	419	49%
Female	429	51%
<b>Total Responses</b>	<b>848</b>	



Lamar Consolidated ISD  
 23-24 Student School Climate Survey

Free or Reduced Price Meal Status		
Responses	Count	%
NOT ECON DIS	67	8%
ELIGIBLE FREE	76	9%
No Data	590	70%
ELIGIBLE REDUCE	6	1%
OTH ECON DISADV	109	13%
<b>Total Responses</b>	<b>848</b>	



Lamar Consolidated ISD  
23-24 Student School Climate Survey

Language Spoken at Home		
Responses	Count	%
AFRIKAANS	2	0%
AKAN	0	0%
ALBANIAN, TOSK	0	0%
AMHARIC	3	0%
ARABIC	9	1%
BALINESE	0	0%
BENGALI	1	0%
BOSNIAN	0	0%
BURMESE	1	0%
CAMBODIAN	1	0%
CANTONESE	0	0%
CEBUANO	1	0%
CHAOCHOW/TEOCHIU	0	0%
CHINESE	0	0%
CROATIAN	0	0%
CROW	0	0%
CZECH	0	0%
DUTCH/FLEMISH	0	0%
EFIK	0	0%
ENGLISH	586	69%
ESKIMO	0	0%
ESTONIAN	0	0%
ETHIOPIC	3	0%
EWE	1	0%
FARSI	13	2%
FINNISH	0	0%
FRENCH	2	0%
FUKIEN/HOKKIEN	0	0%
GERMAN	0	0%
GUJARATI	3	0%
HAINANESE	0	0%
HAITIAN-CREOLE	0	0%
HAKKA	0	0%
HAUSA	1	0%
HEBREW	0	0%
HINDI	4	0%
HUNGARIAN	0	0%
IBO/IGBO	4	0%

Lamar Consolidated ISD  
23-24 Student School Climate Survey

ILONGGO	1	0%
INDONESIAN	0	0%
ITALIAN	0	0%
JAPANESE	0	0%
KACHE	0	0%
KONKANI	0	0%
KOREAN	0	0%
KRIO	1	0%
KURDISH	1	0%
LAOTIAN	0	0%
LINGALA	0	0%
LITHUANIAN	0	0%
LUGANDA	1	0%
MALAY	0	0%
MALAYALAM	0	0%
MANDARIN	4	0%
MANDE	0	0%
MARATHI	0	0%
NATIVE AMERICAN LANGUAGES	0	0%
NEPALI	2	0%
NORWEGIAN	0	0%
No Data	1	0%
ORIYA	1	0%
OTHER LANGUAGES	8	1%
PANJABI	0	0%
PASHTO	2	0%
PILIPINO	5	1%
POLISH	0	0%
PORTUGUESE	1	0%
RUSSIAN	0	0%
SAMOAN	0	0%
SERBIAN	0	0%
SHANGHAI	1	0%
SHONA	0	0%
SIKKIMESE	0	0%
SINDHI	0	0%
SINHALESE	0	0%
SOMALI	1	0%
SOTHO	0	0%
SPANISH	139	16%
SWAHILI	1	0%

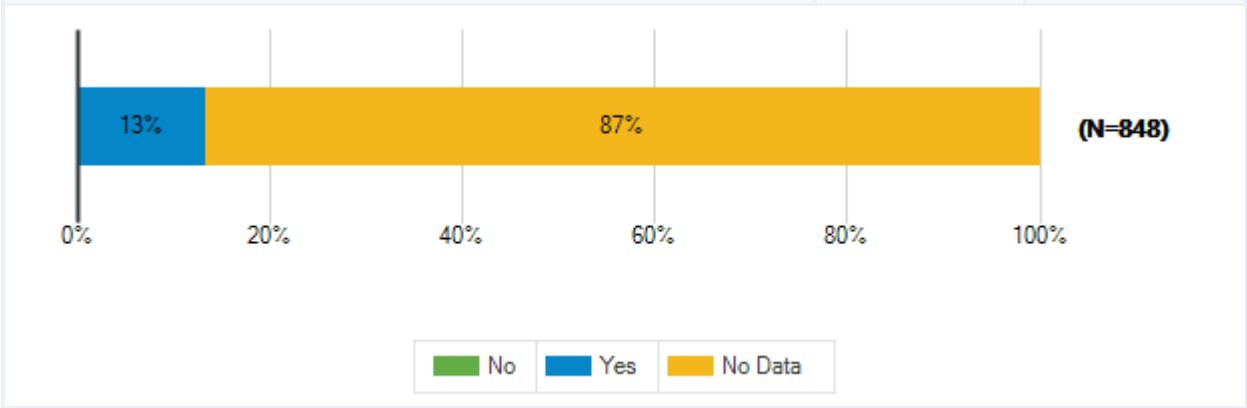


Lamar Consolidated ISD  
23-24 Student School Climate Survey

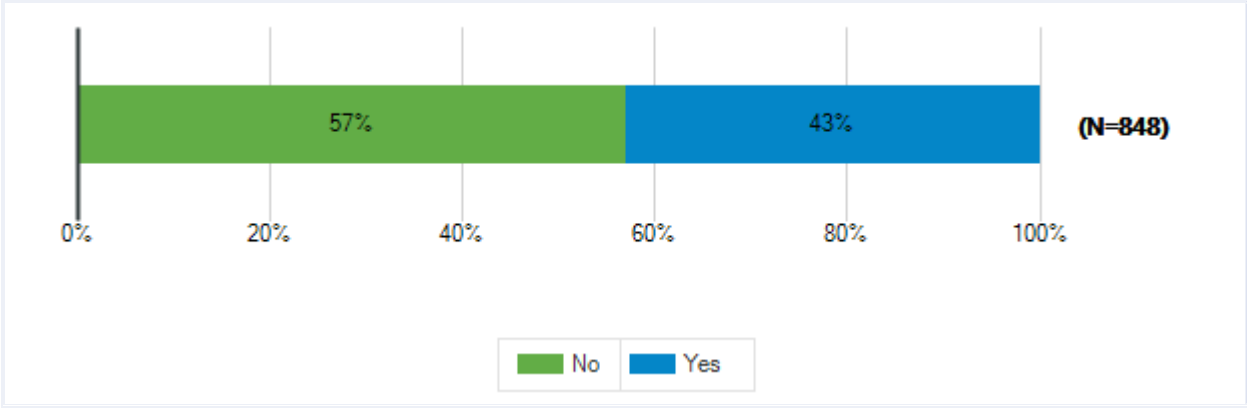
SWEDISH	0	0%
TAIWANESE/FORMOSAN/MIN NAN	0	0%
TAMIL	1	0%
TELUGU	0	0%
THAI	0	0%
TIBETAN	0	0%
TIGRINYA	1	0%
TIWA	0	0%
TURKISH	4	0%
UKRAINIAN	0	0%
URDU	14	2%
VIETNAMESE	16	2%
YORUBA	7	1%
<b>Total Responses</b>	<b>848</b>	

Lamar Consolidated ISD  
 23-24 Student School Climate Survey

Special Education Status		
Responses	Count	%
No	0	0%
Yes	112	13%
No Data	736	87%
<b>Total Responses</b>	<b>848</b>	

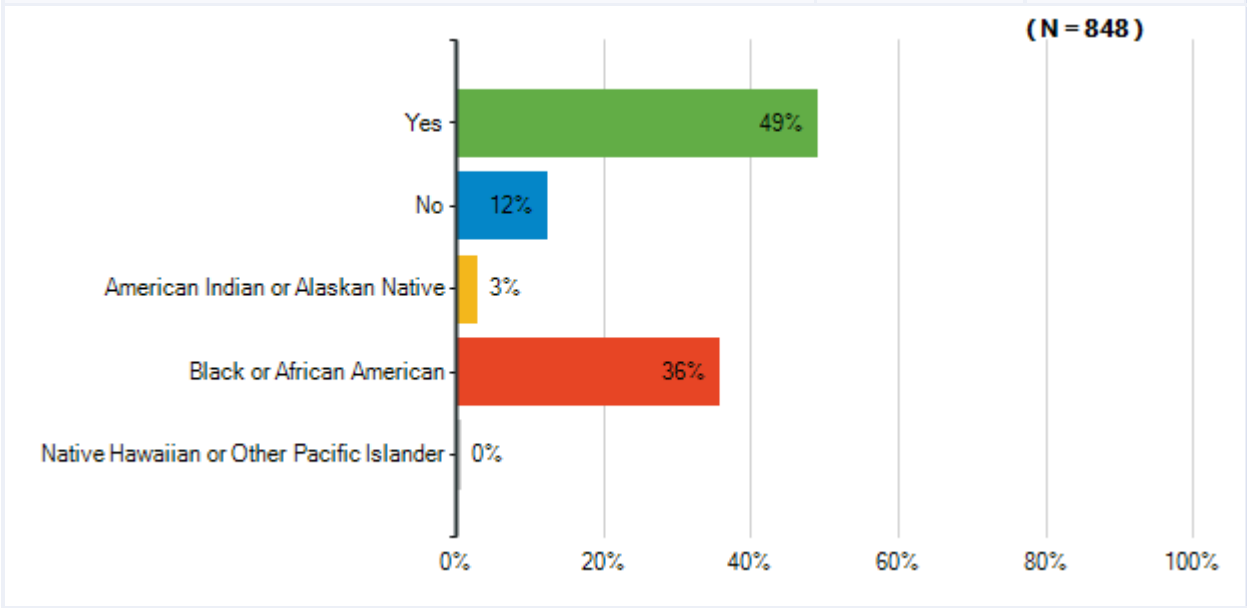


Hispanic/Latino		
Responses	Count	%
No	484	57%
Yes	364	43%
<b>Total Responses</b>	<b>848</b>	



Lamar Consolidated ISD  
 23-24 Student School Climate Survey

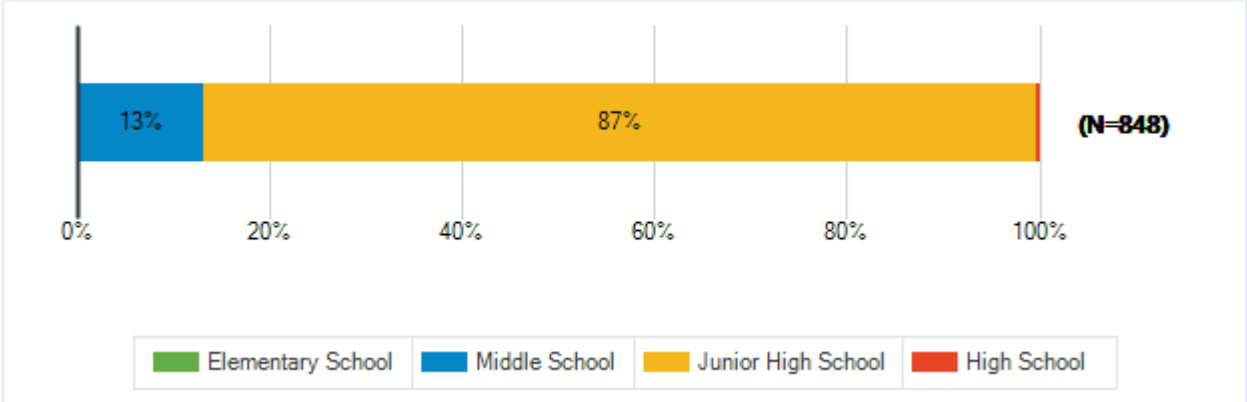
Race/Ethnicity		
Responses	Count	%
Yes	415	49%
No	103	12%
American Indian or Alaskan Native	24	3%
Black or African American	302	36%
Native Hawaiian or Other Pacific Islander	4	0%
<b>Total Responses</b>	<b>848</b>	



Lamar Consolidated ISD  
23-24 Student School Climate Survey

Please select your school level.

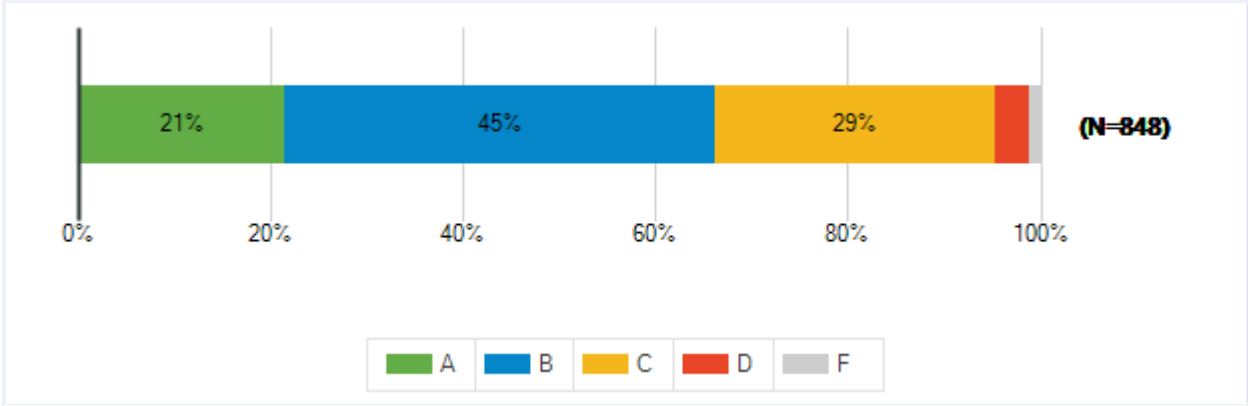
Responses	Count	%
Elementary School	2	0%
Middle School	108	13%
Junior High School	735	87%
High School	3	0%
<b>Total Responses</b>	<b>848</b>	



Lamar Consolidated ISD  
23-24 Student School Climate Survey

Students receive grades of A, B, C, D or F to report the quality of their work. What grade would you give the overall quality of the education at your school? On this scale, A represents outstanding, C is average and F is failing.

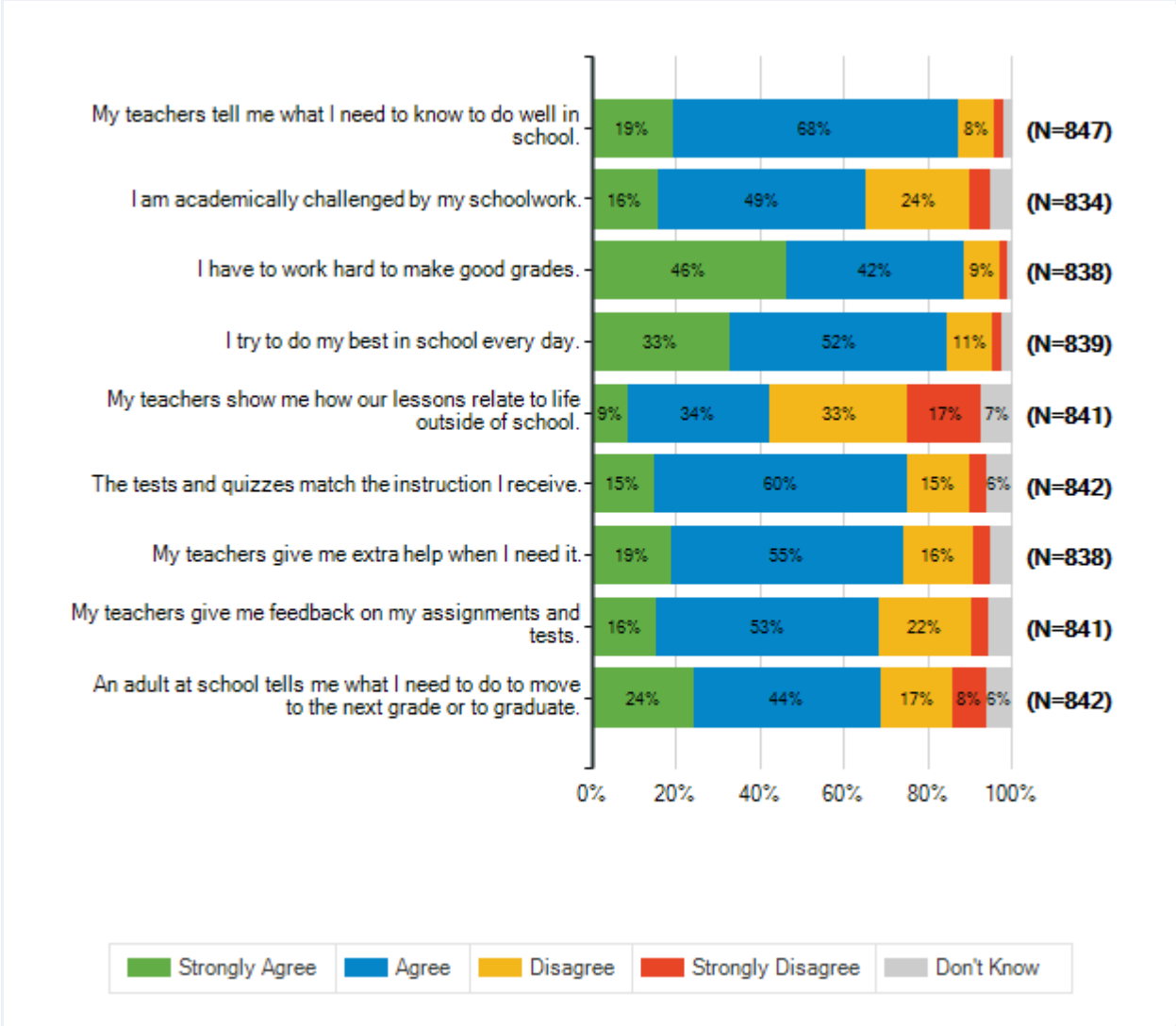
Responses	Count	%
A	182	21%
B	379	45%
C	248	29%
D	29	3%
F	10	1%
<b>Total Responses</b>	<b>848</b>	



Lamar Consolidated ISD  
23-24 Student School Climate Survey

How strongly do you agree or disagree with each of the following statements?							
		Strongly Agree	Agree	Disagree	Strongly Disagree	Don't Know	Total Responses
(a)	My teachers tell me what I need to know to do well in school.	164	577	71	18	17	847
		19%	68%	8%	2%	2%	
(b)	I am academically challenged by my schoolwork.	134	412	204	42	42	834
		16%	49%	24%	5%	5%	
(c)	I have to work hard to make good grades.	388	355	72	13	10	838
		46%	42%	9%	2%	1%	
(d)	I try to do my best in school every day.	277	434	90	19	19	839
		33%	52%	11%	2%	2%	
(e)	My teachers show me how our lessons relate to life outside of school.	72	284	278	145	62	841
		9%	34%	33%	17%	7%	
(f)	The tests and quizzes match the instruction I receive.	126	506	126	35	49	842
		15%	60%	15%	4%	6%	
(g)	My teachers give me extra help when I need it.	160	462	138	34	44	838
		19%	55%	16%	4%	5%	
(h)	My teachers give me feedback on my assignments and tests.	131	446	182	37	45	841
		16%	53%	22%	4%	5%	
(i)	An adult at school tells me what I need to do to move to the next grade or to graduate.	206	373	143	69	51	842
		24%	44%	17%	8%	6%	

Lamar Consolidated ISD  
 23-24 Student School Climate Survey

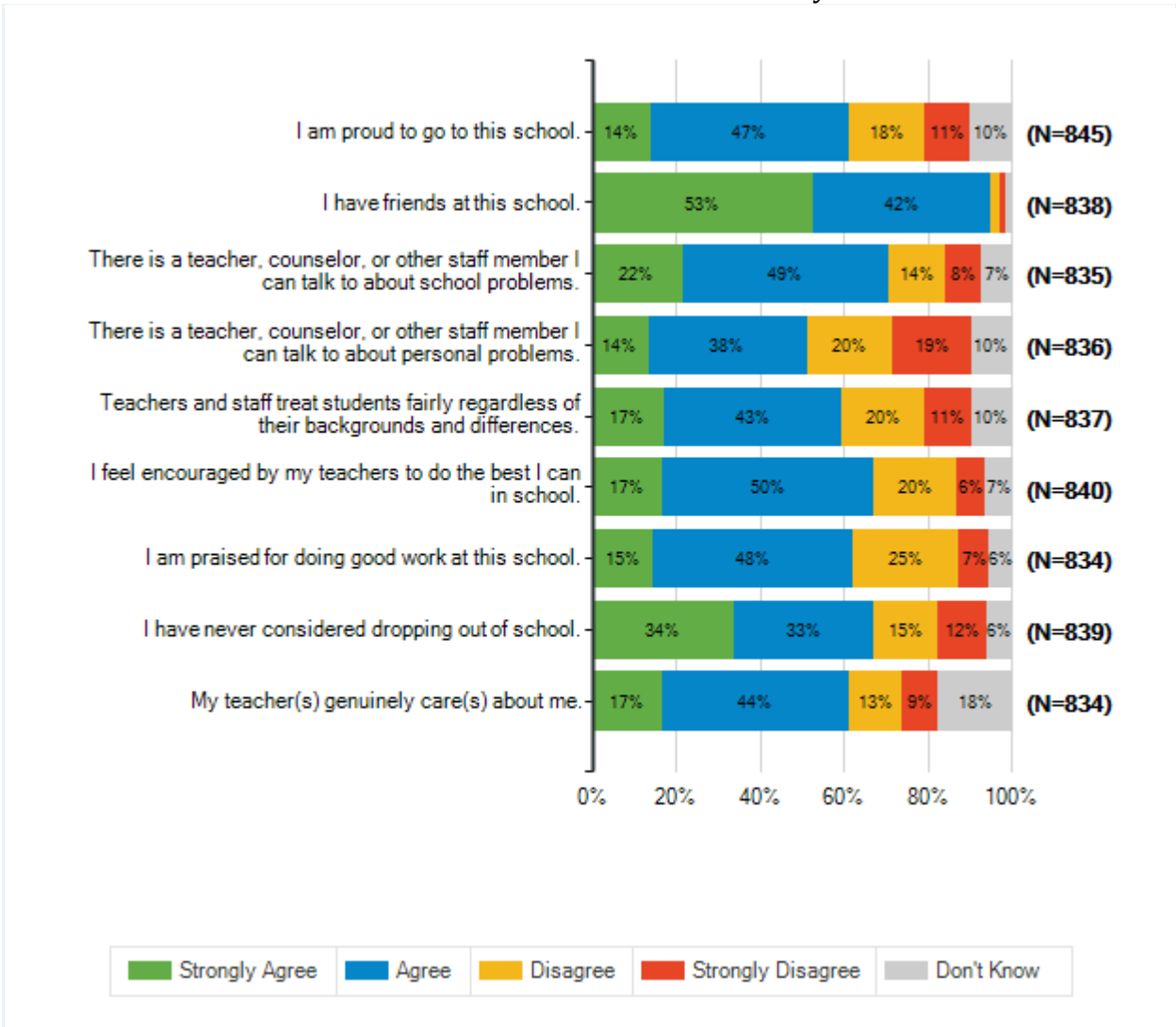


Lamar Consolidated ISD  
23-24 Student School Climate Survey

How strongly do you agree or disagree with each of the following statements?							
		Strongly Agree	Agree	Disagree	Strongly Disagree	Don't Know	Total Responses
(a)	I am proud to go to this school.	118	401	149	92	85	845
		14%	47%	18%	11%	10%	
(b)	I have friends at this school.	442	355	17	13	11	838
		53%	42%	2%	2%	1%	
(c)	There is a teacher, counselor, or other staff member I can talk to about school problems.	180	409	114	70	62	835
		22%	49%	14%	8%	7%	
(d)	There is a teacher, counselor, or other staff member I can talk to about personal problems.	113	315	169	158	81	836
		14%	38%	20%	19%	10%	
(e)	Teachers and staff treat students fairly regardless of their backgrounds and differences.	143	356	165	92	81	837
		17%	43%	20%	11%	10%	
(f)	I feel encouraged by my teachers to do the best I can in school.	140	424	167	54	55	840
		17%	50%	20%	6%	7%	
(g)	I am praised for doing good work at this school.	122	397	210	59	46	834
		15%	48%	25%	7%	6%	
(h)	I have never considered dropping out of school.	286	277	127	97	52	839
		34%	33%	15%	12%	6%	
(i)	My teacher(s) genuinely care(s) about me.	139	370	106	72	147	834
		17%	44%	13%	9%	18%	



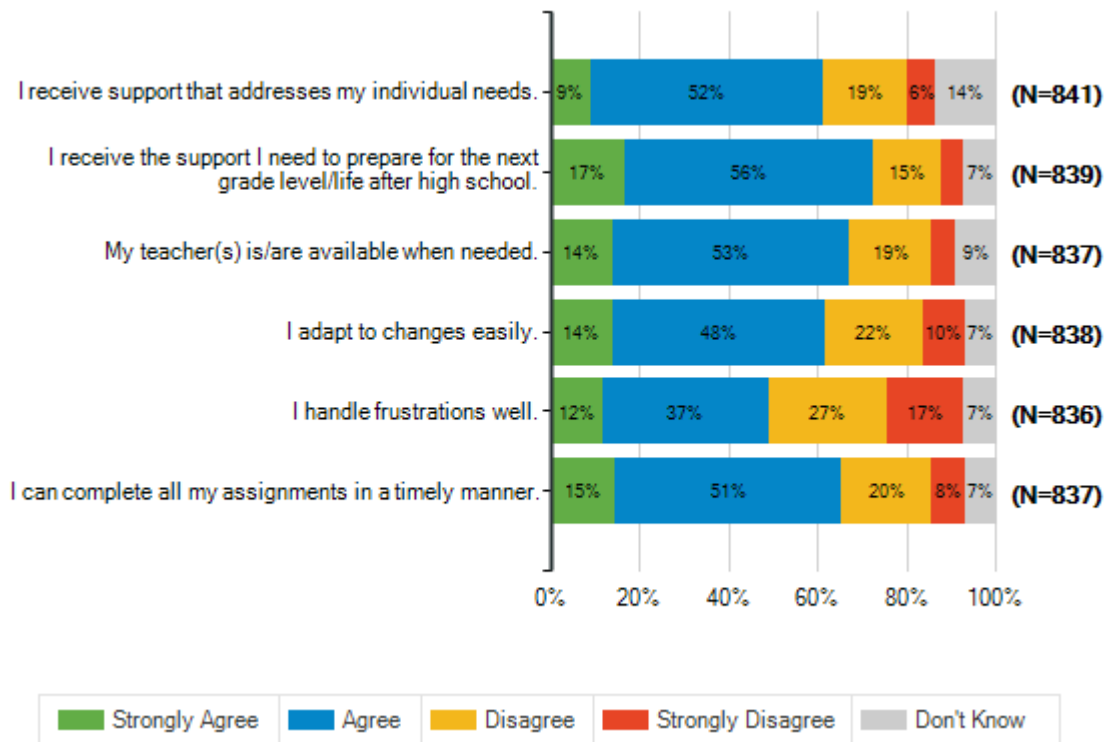
Lamar Consolidated ISD  
23-24 Student School Climate Survey



Lamar Consolidated ISD  
23-24 Student School Climate Survey

How strongly do you agree or disagree with each of the following statements?

		Strongly Agree	Agree	Disagree	Strongly Disagree	Don't Know	Total Responses
(a)	I receive support that addresses my individual needs.	78	437	159	52	115	841
		9%	52%	19%	6%	14%	
(b)	I receive the support I need to prepare for the next grade level/life after high school.	143	466	128	42	60	839
		17%	56%	15%	5%	7%	
(c)	My teacher(s) is/are available when needed.	118	444	155	45	75	837
		14%	53%	19%	5%	9%	
(d)	I adapt to changes easily.	117	400	183	81	57	838
		14%	48%	22%	10%	7%	
(e)	I handle frustrations well.	101	309	223	143	60	836
		12%	37%	27%	17%	7%	
(f)	I can complete all my assignments in a timely manner.	122	426	168	64	57	837
		15%	51%	20%	8%	7%	



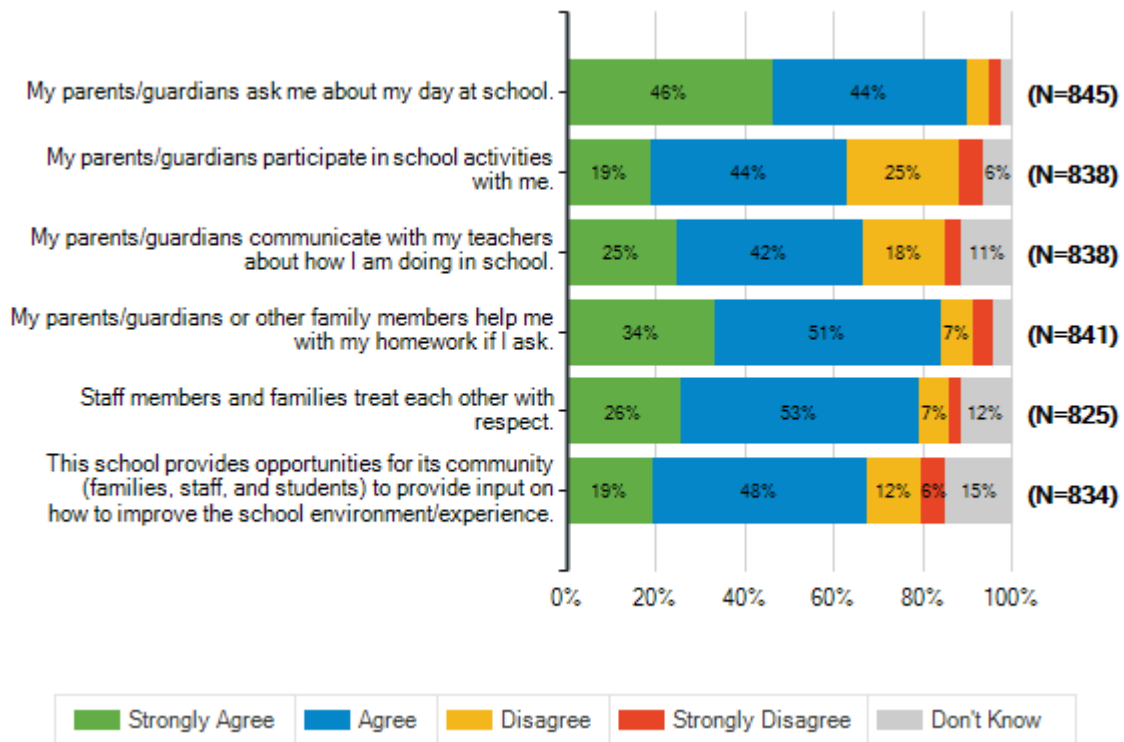
Lamar Consolidated ISD  
23-24 Student School Climate Survey

How strongly do you agree or disagree with each of the following statements?							
		Strongly Agree	Agree	Disagree	Strongly Disagree	Don't Know	Total Responses
(a)	A principal, teacher, guidance counselor, or college & career facilitator has given me advice on how to apply for scholarships.	0	0	0	0	0	0
		0%	0%	0%	0%	0%	
(b)	A principal, teacher, guidance counselor, or college & career facilitator has given me advice on how to get into college or workforce development programs.	0	0	0	0	0	0
		0%	0%	0%	0%	0%	
(c)	A principal, teacher, guidance counselor, or college & career facilitator has explored post-high school career and education paths with me.	0	0	0	0	0	0
		0%	0%	0%	0%	0%	
<b>There were no responses to this question.</b>							

Lamar Consolidated ISD  
23-24 Student School Climate Survey

How strongly do you agree or disagree with each of the following statements?

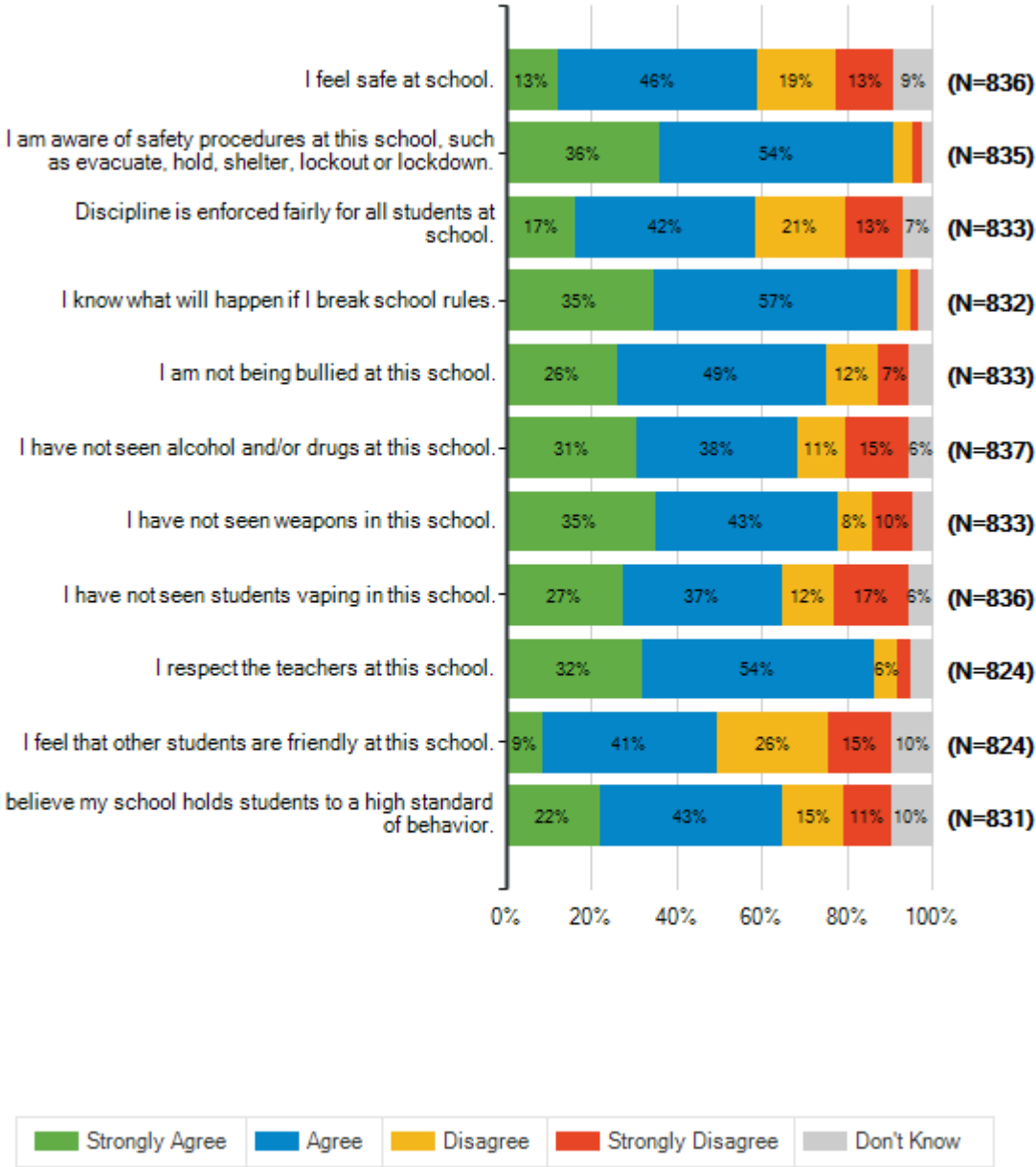
		Strongly Agree	Agree	Disagree	Strongly Disagree	Don't Know	Total Responses
(a)	My parents/guardians ask me about my day at school.	392	369	40	25	19	845
		46%	44%	5%	3%	2%	
(b)	My parents/guardians participate in school activities with me.	161	369	210	45	53	838
		19%	44%	25%	5%	6%	
(c)	My parents/guardians communicate with my teachers about how I am doing in school.	208	351	153	32	94	838
		25%	42%	18%	4%	11%	
(d)	My parents/guardians or other family members help me with my homework if I ask.	282	425	61	39	34	841
		34%	51%	7%	5%	4%	
(e)	Staff members and families treat each other with respect.	212	440	58	20	95	825
		26%	53%	7%	2%	12%	
(f)	This school provides opportunities for its community (families, staff, and students) to provide input on how to improve the school environment/experience.	162	402	99	48	123	834
		19%	48%	12%	6%	15%	



Lamar Consolidated ISD  
23-24 Student School Climate Survey

Safety, Security, and Student Behavior							
How strongly do you agree or disagree with each of the following statements?							
		Strongly Agree	Agree	Disagree	Strongly Disagree	Don't Know	Total Responses
(a)	I feel safe at school.	105	387	157	110	77	836
		13%	46%	19%	13%	9%	
(b)	I am aware of safety procedures at this school, such as evacuate, hold, shelter, lockout or lockdown.	303	455	38	20	19	835
		36%	54%	5%	2%	2%	
(c)	Discipline is enforced fairly for all students at school.	138	349	175	112	59	833
		17%	42%	21%	13%	7%	
(d)	I know what will happen if I break school rules.	291	473	24	16	28	832
		35%	57%	3%	2%	3%	
(e)	I am not being bullied at this school.	220	405	101	62	45	833
		26%	49%	12%	7%	5%	
(f)	I have not seen alcohol and/or drugs at this school.	258	314	94	123	48	837
		31%	38%	11%	15%	6%	
(g)	I have not seen weapons in this school.	292	358	64	82	37	833
		35%	43%	8%	10%	4%	
(h)	I have not seen students vaping in this school.	229	312	104	143	48	836
		27%	37%	12%	17%	6%	
(i)	I respect the teachers at this school.	265	447	46	24	42	824
		32%	54%	6%	3%	5%	
(j)	I feel that other students are friendly at this school.	72	336	214	123	79	824
		9%	41%	26%	15%	10%	
(k)	I believe my school holds students to a high standard of behavior.	184	354	122	90	81	831
		22%	43%	15%	11%	10%	

Lamar Consolidated ISD  
 23-24 Student School Climate Survey

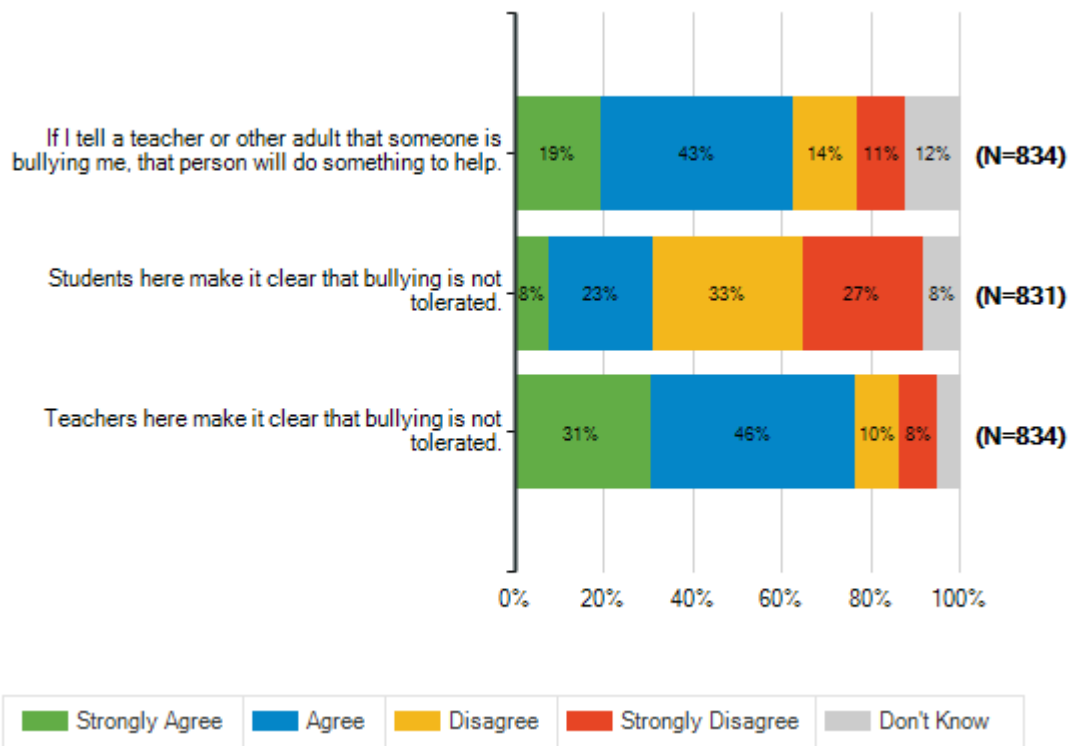


Lamar Consolidated ISD  
23-24 Student School Climate Survey

**Bullying**

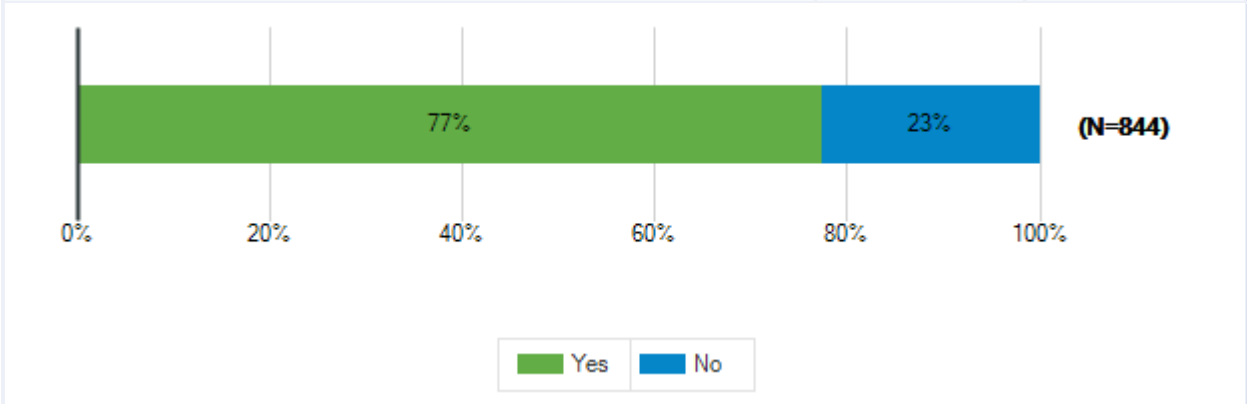
How strongly do you agree or disagree with each of the following statements?

		Strongly Agree	Agree	Disagree	Strongly Disagree	Don't Know	Total Responses
(a)	If I tell a teacher or other adult that someone is bullying me, that person will do something to help.	161	362	117	93	101	834
		19%	43%	14%	11%	12%	
(b)	Students here make it clear that bullying is not tolerated.	64	195	278	224	70	831
		8%	23%	33%	27%	8%	
(c)	Teachers here make it clear that bullying is not tolerated.	255	382	85	69	43	834
		31%	46%	10%	8%	5%	



Lamar Consolidated ISD  
23-24 Student School Climate Survey

Do you ride the school bus?		
Responses	Count	%
Yes	654	77%
No	190	23%
<b>Total Responses</b>	<b>844</b>	

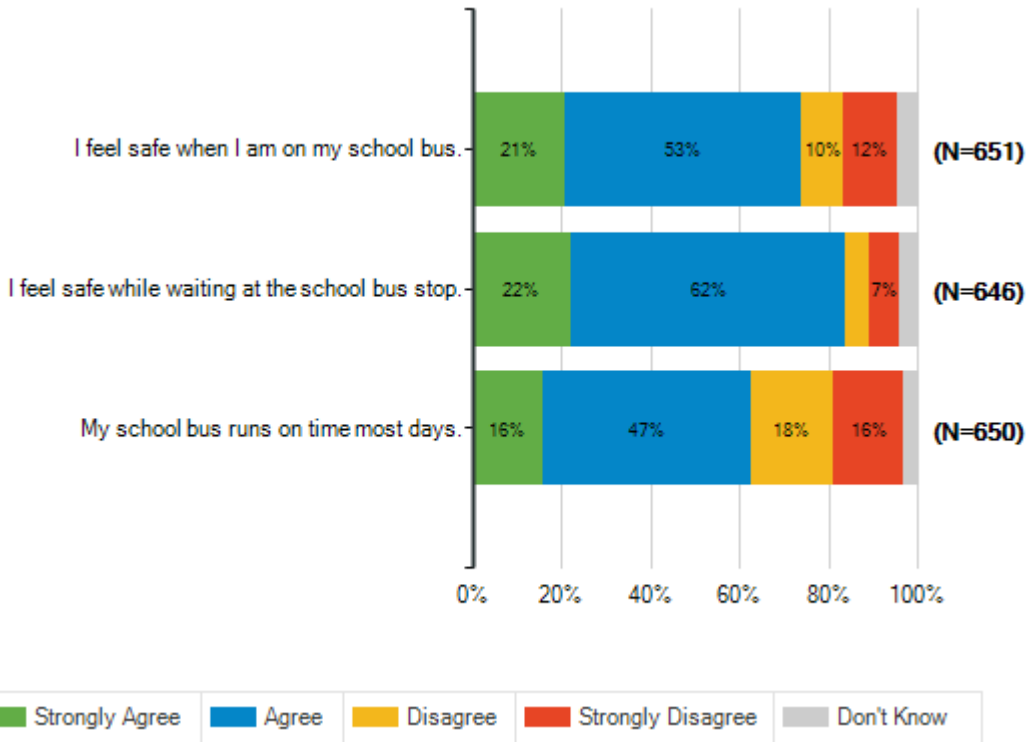




Lamar Consolidated ISD  
 23-24 Student School Climate Survey

How strongly do you agree or disagree with each of the following statements?

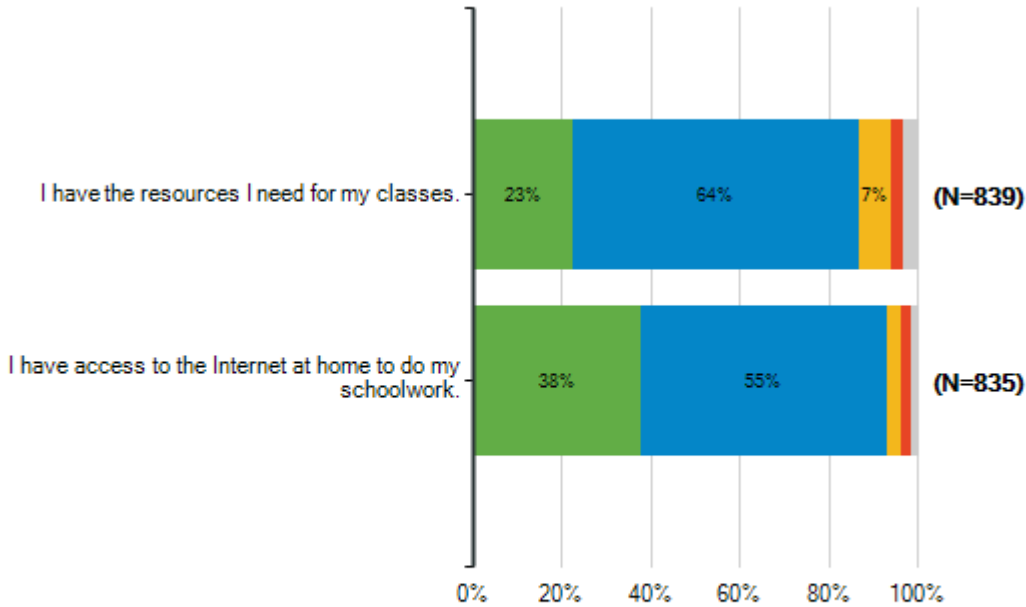
		Strongly Agree	Agree	Disagree	Strongly Disagree	Don't Know	Total Responses
(a)	I feel safe when I am on my school bus.	137	344	62	77	31	651
		21%	53%	10%	12%	5%	
(b)	I feel safe while waiting at the school bus stop.	144	398	33	44	27	646
		22%	62%	5%	7%	4%	
(c)	My school bus runs on time most days.	104	304	118	104	20	650
		16%	47%	18%	16%	3%	



Lamar Consolidated ISD  
 23-24 Student School Climate Survey

How strongly do you agree or disagree with each of the following statements?

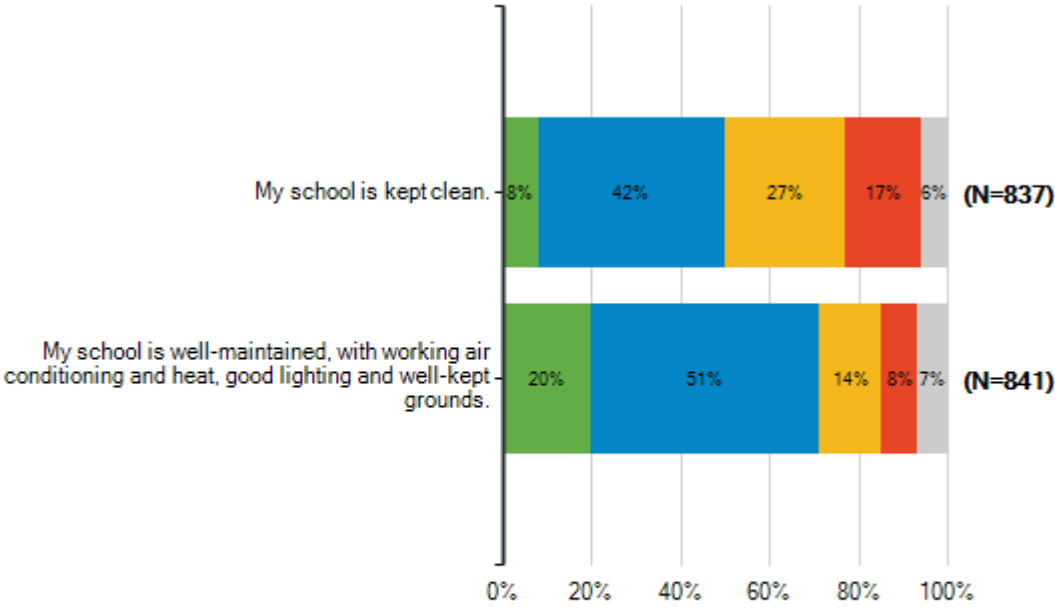
		Strongly Agree	Agree	Disagree	Strongly Disagree	Don't Know	Total Responses
(a)	I have the resources I need for my classes.	190	538	59	24	28	839
		23%	64%	7%	3%	3%	
(b)	I have access to the Internet at home to do my schoolwork.	318	459	28	17	13	835
		38%	55%	3%	2%	2%	



Lamar Consolidated ISD  
 23-24 Student School Climate Survey

How strongly do you agree or disagree with each of the following statements?

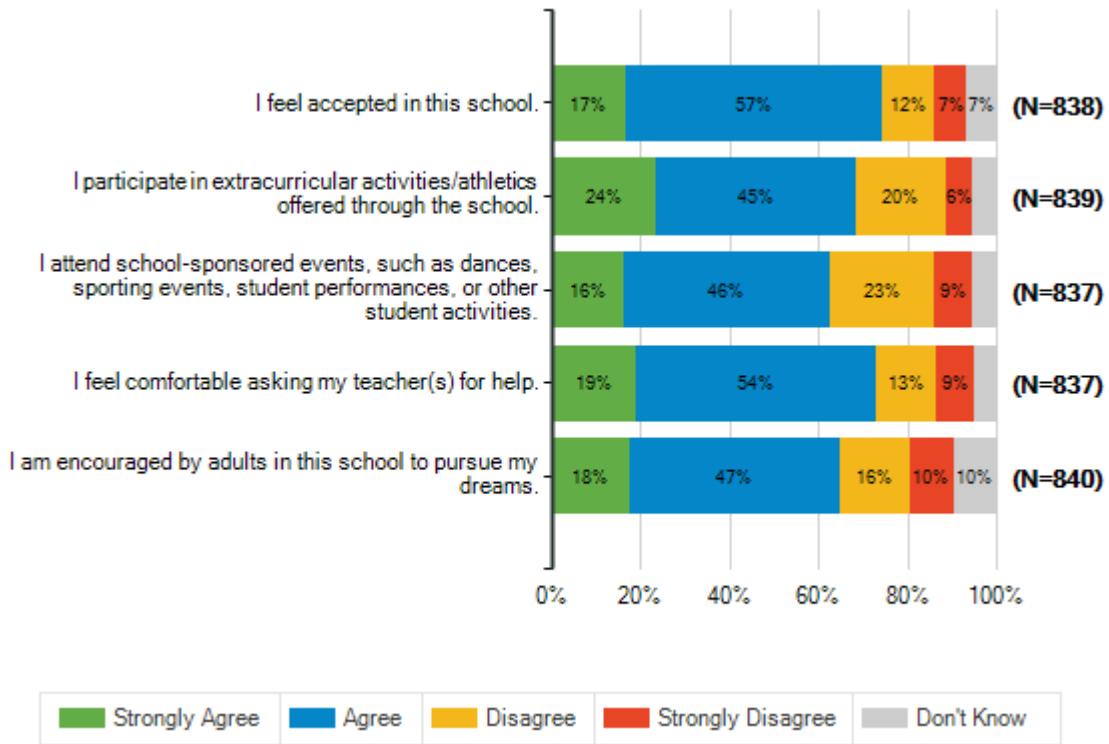
		Strongly Agree	Agree	Disagree	Strongly Disagree	Don't Know	Total Responses
(a)	My school is kept clean.	68	349	228	142	50	837
		8%	42%	27%	17%	6%	
(b)	My school is well-maintained, with working air conditioning and heat, good lighting and well-kept grounds.	169	430	117	67	58	841
		20%	51%	14%	8%	7%	



Lamar Consolidated ISD  
23-24 Student School Climate Survey

How strongly do you agree or disagree with each of the following statements?

	Strongly Agree	Agree	Disagree	Strongly Disagree	Don't Know	Total Responses
(a) I feel accepted in this school.	142	481	99	59	57	838
	17%	57%	12%	7%	7%	
(b) I participate in extracurricular activities/athletics offered through the school.	199	374	169	51	46	839
	24%	45%	20%	6%	5%	
(c) I attend school-sponsored events, such as dances, sporting events, student performances, or other student activities.	137	386	195	73	46	837
	16%	46%	23%	9%	5%	
(d) I feel comfortable asking my teacher(s) for help.	160	451	112	73	41	837
	19%	54%	13%	9%	5%	
(e) I am encouraged by adults in this school to pursue my dreams.	148	395	132	83	82	840
	18%	47%	16%	10%	10%	



Lamar Consolidated ISD  
23-24 Student School Climate Survey

How strongly do you agree or disagree with each of the following statements?

		Strongly Agree	Agree	Disagree	Strongly Disagree	Don't Know	Total Responses
(a)	School leaders and staff at my school are welcoming to families of all cultures.	230	414	31	28	136	839
		27%	49%	4%	3%	16%	
(b)	School leaders and staff at my school are welcoming to families of all economic backgrounds.	216	413	32	27	154	842
		26%	49%	4%	3%	18%	
(c)	School leaders and staff at my school are welcoming to families of all races/ethnicities.	232	407	43	28	131	841
		28%	48%	5%	3%	16%	
(d)	School leaders and staff at my school are welcoming to families of all religions.	235	431	20	26	126	838
		28%	51%	2%	3%	15%	
(e)	School leaders and staff at my school are welcoming to families who speak languages other than English.	254	397	25	26	136	838
		30%	47%	3%	3%	16%	

