



# 23-24 Student School Climate Survey

Survey Results

**Tamarron Elementary**

Lamar Consolidated ISD  
February 12 - March 4, 2024



Lamar Consolidated ISD  
23-24 Student School Climate Survey

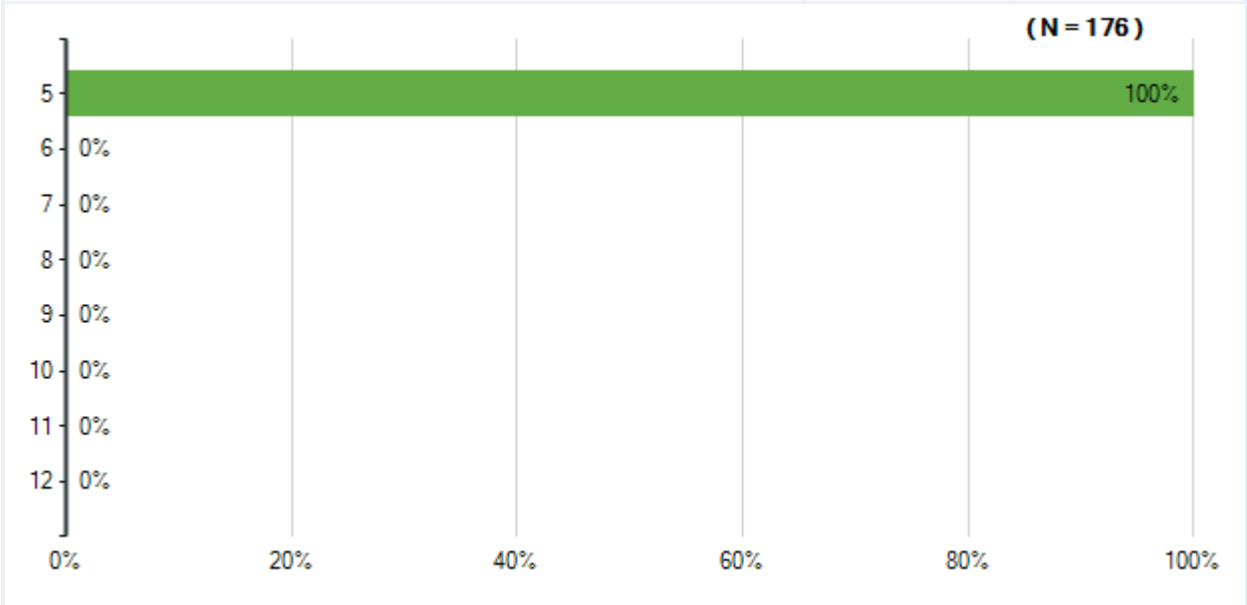
School Name	Count	%
Adolphus Elementary	0	0%
Alternative Learning Center	0	0%
Arredondo Elementary	0	0%
Austin Elementary	0	0%
Beasley Elementary	0	0%
Bentley Elementary	0	0%
Bowie Elementary	0	0%
Briscoe Junior High	0	0%
Campbell Elementary	0	0%
Carter Elementary	0	0%
Culver Elementary	0	0%
Dickinson Elementary	0	0%
Foster High School	0	0%
Frost Elementary	0	0%
Fulshear High School	0	0%
George Junior High	0	0%
George Ranch High School	0	0%
Gray Elementary	0	0%
Hubenak Elementary	0	0%
Huggins Elementary	0	0%
Hutchison Elementary	0	0%
Jackson Elementary	0	0%
Lamar Consolidated High School	0	0%
Lamar Junior High	0	0%
Leaman Junior High	0	0%
Lindsey Elementary	0	0%
Long Elementary	0	0%
McNeill Elementary	0	0%
Morgan Elementary	0	0%
Meyer Elementary	0	0%
Navarro Middle School	0	0%
Phelan Elementary	0	0%
Pink Elementary	0	0%
Randle High School	0	0%
Ray Elementary	0	0%
Reading Junior High	0	0%
Roberts Middle School	0	0%
Ryon Middle School	0	0%
Seguin ECC	0	0%

Lamar Consolidated ISD  
23-24 Student School Climate Survey

Smith Elementary	0	0%
Tamarron Elementary	0	0%
Terry High School	0	0%
Thomas Elementary	0	0%
Travis Elementary	0	0%
Velasquez Elementary	0	0%
Wertheimer Middle School	176	100%
Wessendorff Middle School	0	0%
Williams Elementary	0	0%
Wright Junior High	0	0%
1621 Place	0	0%
Wertheimer Middle School 2	0	0%
Williams Elementary 2	0	0%
Wright Junior High 2	0	0%
<b>Total Responses</b>	<b>176</b>	

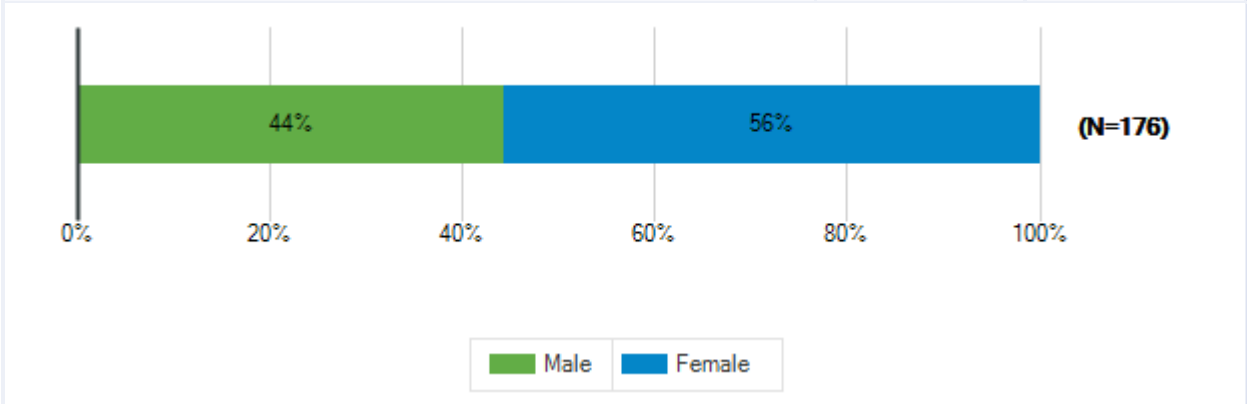
Lamar Consolidated ISD  
 23-24 Student School Climate Survey

Grade Level (prepopulated, hidden)		
Responses	Count	%
5	176	100%
6	0	0%
7	0	0%
8	0	0%
9	0	0%
10	0	0%
11	0	0%
12	0	0%
<b>Total Responses</b>	<b>176</b>	



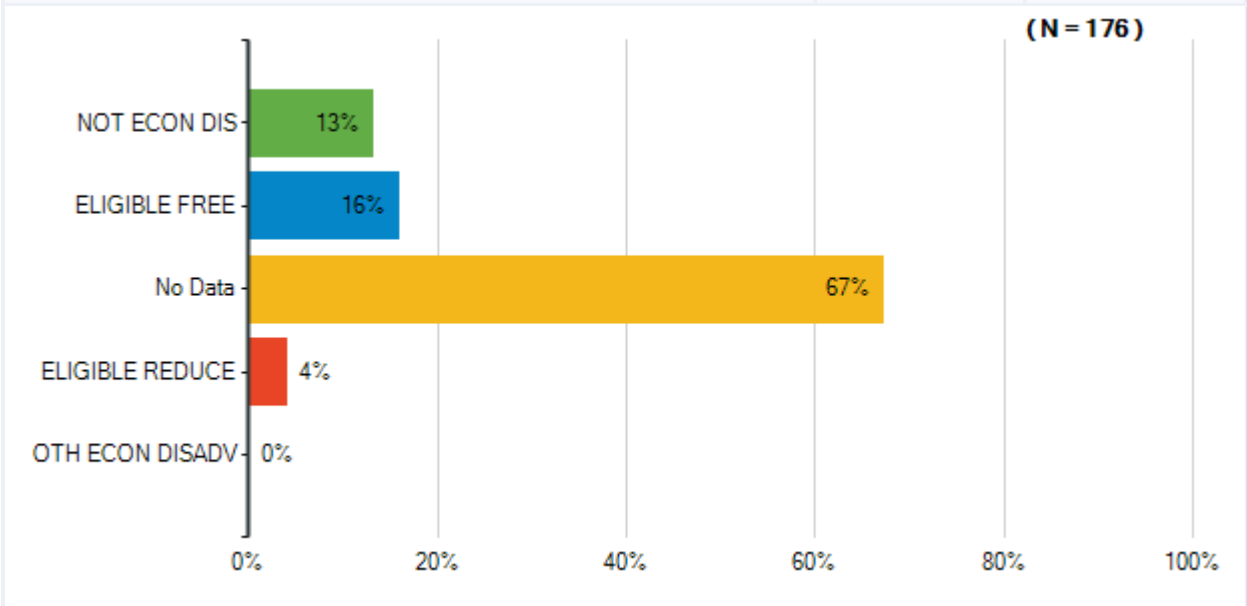
Lamar Consolidated ISD  
23-24 Student School Climate Survey

Gender (prepopulated, hidden)		
Responses	Count	%
Male	78	44%
Female	98	56%
<b>Total Responses</b>	<b>176</b>	



Lamar Consolidated ISD  
 23-24 Student School Climate Survey

Free or Reduced Price Meal Status		
Responses	Count	%
NOT ECON DIS	23	13%
ELIGIBLE FREE	28	16%
No Data	118	67%
ELIGIBLE REDUCE	7	4%
OTH ECON DISADV	0	0%
<b>Total Responses</b>	<b>176</b>	



Lamar Consolidated ISD  
23-24 Student School Climate Survey

Language Spoken at Home		
Responses	Count	%
AFRIKAANS	0	0%
AKAN	0	0%
ALBANIAN, TOSK	1	1%
AMHARIC	0	0%
ARABIC	1	1%
BALINESE	0	0%
BENGALI	0	0%
BOSNIAN	0	0%
BURMESE	1	1%
CAMBODIAN	0	0%
CANTONESE	0	0%
CEBUANO	0	0%
CHAOCHOW/TEOCHIU	0	0%
CHINESE	0	0%
CROATIAN	0	0%
CROW	0	0%
CZECH	0	0%
DUTCH/FLEMISH	0	0%
EFIK	0	0%
ENGLISH	82	47%
ESKIMO	0	0%
ESTONIAN	0	0%
ETHIOPIC	0	0%
EWE	0	0%
FARSI	0	0%
FINNISH	0	0%
FRENCH	0	0%
FUKIEN/HOKKIEN	0	0%
GERMAN	0	0%
GUJARATI	1	1%
HAINANESE	0	0%
HAITIAN-CREOLE	0	0%
HAKKA	0	0%
HAUSA	0	0%
HEBREW	0	0%
HINDI	0	0%
HUNGARIAN	0	0%
IBO/IGBO	0	0%

Lamar Consolidated ISD  
23-24 Student School Climate Survey

ILONGGO	0	0%
INDONESIAN	0	0%
ITALIAN	0	0%
JAPANESE	0	0%
KACHE	0	0%
KONKANI	0	0%
KOREAN	0	0%
KRIO	0	0%
KURDISH	0	0%
LAOTIAN	0	0%
LINGALA	0	0%
LITHUANIAN	0	0%
LUGANDA	0	0%
MALAY	0	0%
MALAYALAM	0	0%
MANDARIN	2	1%
MANDE	0	0%
MARATHI	0	0%
NATIVE AMERICAN LANGUAGES	0	0%
NEPALI	0	0%
NORWEGIAN	0	0%
No Data	0	0%
ORIYA	0	0%
OTHER LANGUAGES	0	0%
PANJABI	0	0%
PASHTO	0	0%
PILIPINO	0	0%
POLISH	0	0%
PORTUGUESE	1	1%
RUSSIAN	0	0%
SAMOAN	0	0%
SERBIAN	0	0%
SHANGHAI	0	0%
SHONA	0	0%
SIKKIMESE	0	0%
SINDHI	0	0%
SINHALESE	1	1%
SOMALI	0	0%
SOTHO	0	0%
SPANISH	77	44%
SWAHILI	0	0%

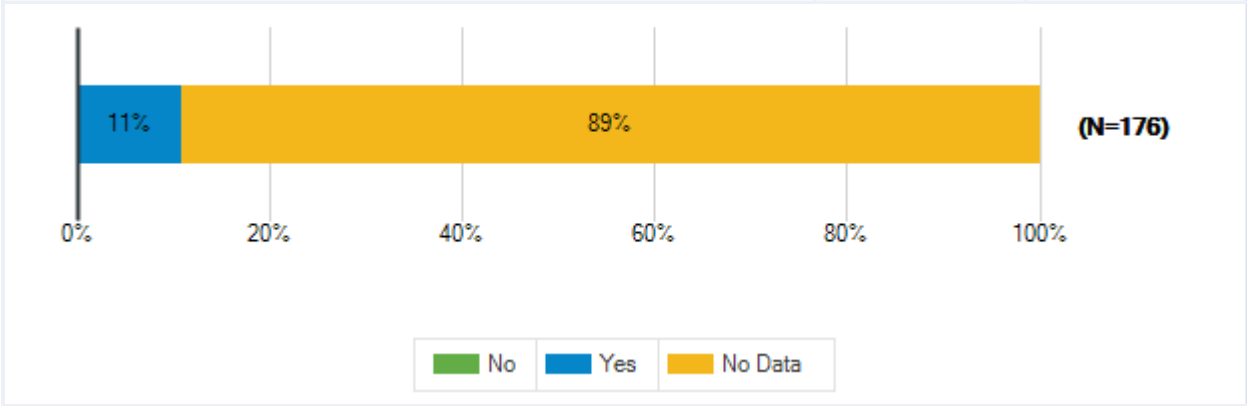


Lamar Consolidated ISD  
23-24 Student School Climate Survey

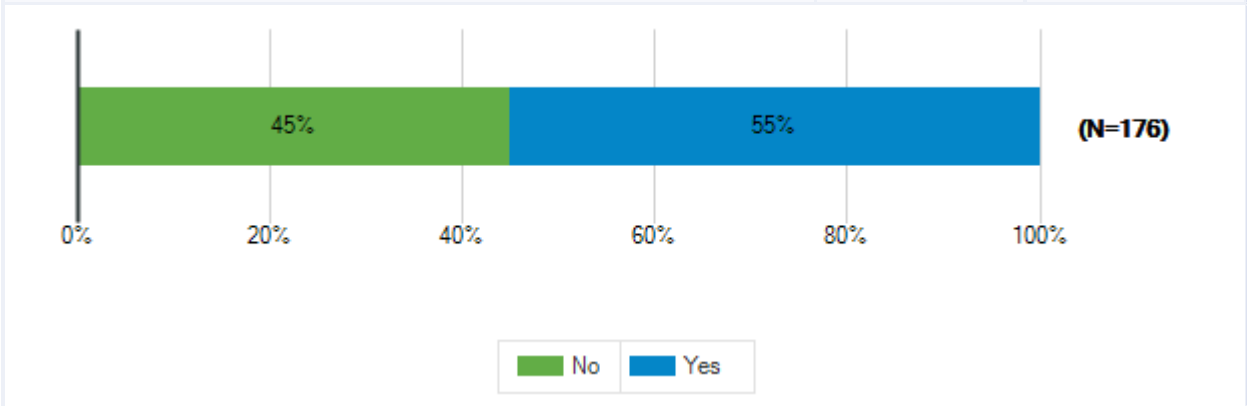
SWEDISH	1	1%
TAIWANESE/FORMOSAN/MIN NAN	0	0%
TAMIL	1	1%
TELUGU	2	1%
THAI	0	0%
TIBETAN	0	0%
TIGRINYA	0	0%
TIWA	0	0%
TURKISH	1	1%
UKRAINIAN	0	0%
URDU	0	0%
VIETNAMESE	3	2%
YORUBA	1	1%
<b>Total Responses</b>	<b>176</b>	

Lamar Consolidated ISD  
 23-24 Student School Climate Survey

Special Education Status		
Responses	Count	%
No	0	0%
Yes	19	11%
No Data	157	89%
<b>Total Responses</b>	<b>176</b>	

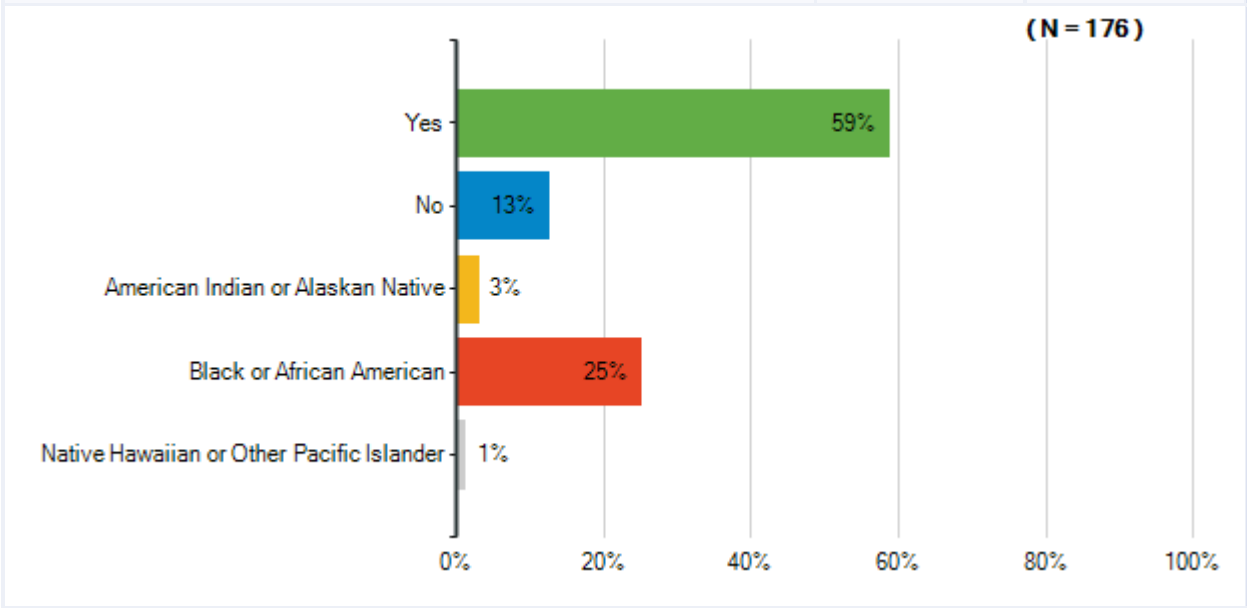


Hispanic/Latino		
Responses	Count	%
No	79	45%
Yes	97	55%
<b>Total Responses</b>	<b>176</b>	



Lamar Consolidated ISD  
 23-24 Student School Climate Survey

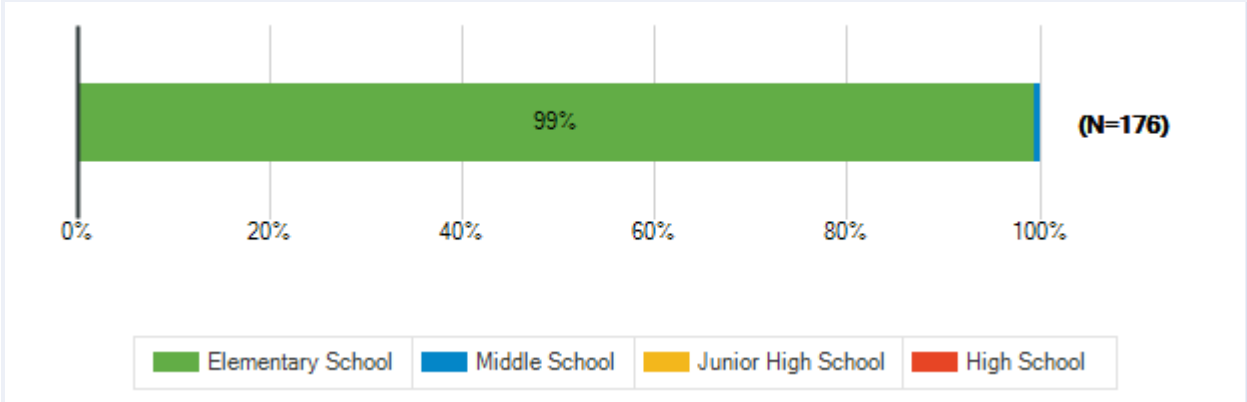
Race/Ethnicity		
Responses	Count	%
Yes	103	59%
No	22	13%
American Indian or Alaskan Native	5	3%
Black or African American	44	25%
Native Hawaiian or Other Pacific Islander	2	1%
<b>Total Responses</b>	<b>176</b>	



Lamar Consolidated ISD  
23-24 Student School Climate Survey

Please select your school level.

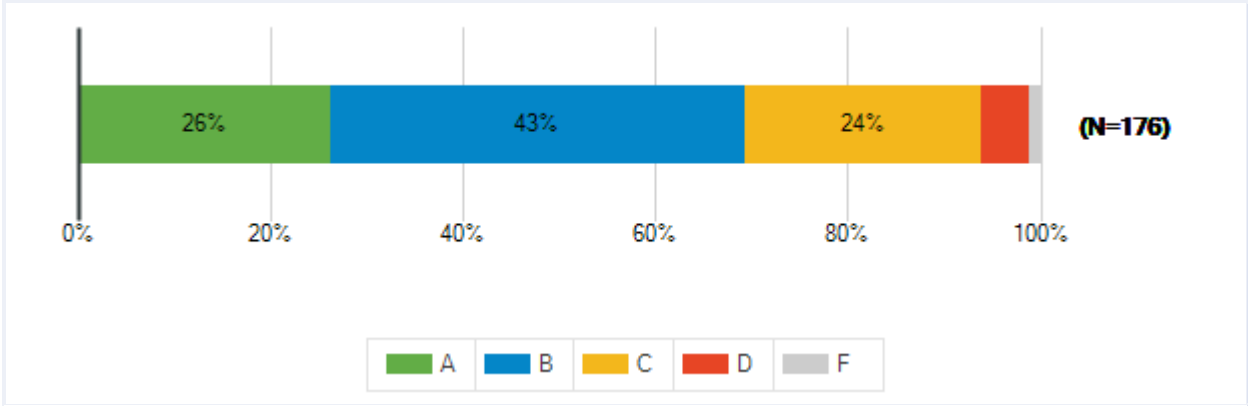
Responses	Count	%
Elementary School	175	99%
Middle School	1	1%
Junior High School	0	0%
High School	0	0%
<b>Total Responses</b>	<b>176</b>	



Lamar Consolidated ISD  
23-24 Student School Climate Survey

Students receive grades of A, B, C, D or F to report the quality of their work. What grade would you give the overall quality of the education at your school? On this scale, A represents outstanding, C is average and F is failing.

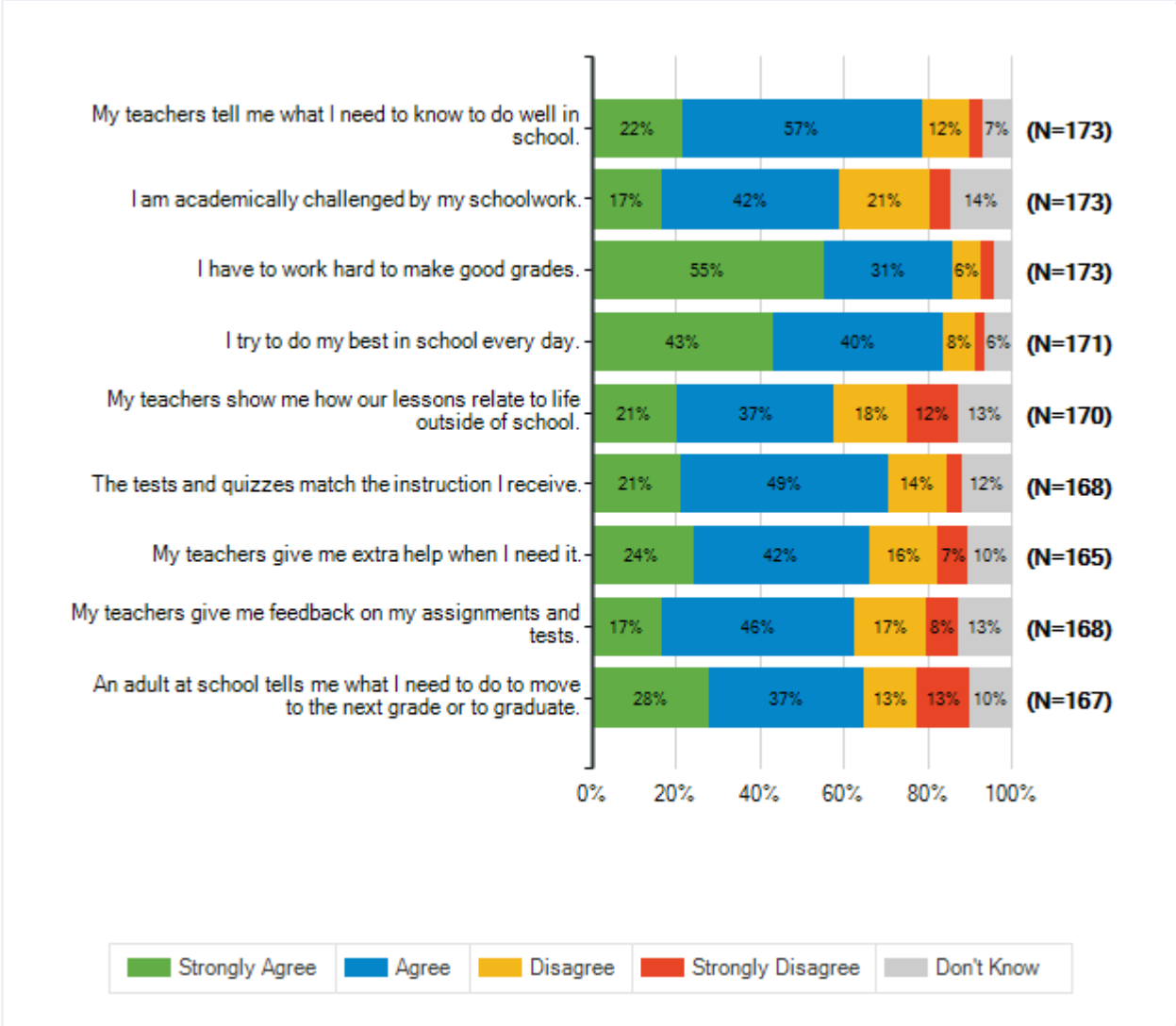
Responses	Count	%
A	46	26%
B	76	43%
C	43	24%
D	9	5%
F	2	1%
<b>Total Responses</b>	<b>176</b>	



Lamar Consolidated ISD  
23-24 Student School Climate Survey

How strongly do you agree or disagree with each of the following statements?							
		Strongly Agree	Agree	Disagree	Strongly Disagree	Don't Know	Total Responses
(a)	My teachers tell me what I need to know to do well in school.	38	98	20	5	12	173
		22%	57%	12%	3%	7%	
(b)	I am academically challenged by my schoolwork.	29	73	37	9	25	173
		17%	42%	21%	5%	14%	
(c)	I have to work hard to make good grades.	96	53	11	6	7	173
		55%	31%	6%	3%	4%	
(d)	I try to do my best in school every day.	74	69	13	4	11	171
		43%	40%	8%	2%	6%	
(e)	My teachers show me how our lessons relate to life outside of school.	35	63	30	20	22	170
		21%	37%	18%	12%	13%	
(f)	The tests and quizzes match the instruction I receive.	36	83	23	6	20	168
		21%	49%	14%	4%	12%	
(g)	My teachers give me extra help when I need it.	40	69	27	12	17	165
		24%	42%	16%	7%	10%	
(h)	My teachers give me feedback on my assignments and tests.	28	77	29	13	21	168
		17%	46%	17%	8%	13%	
(i)	An adult at school tells me what I need to do to move to the next grade or to graduate.	47	61	21	21	17	167
		28%	37%	13%	13%	10%	

Lamar Consolidated ISD  
 23-24 Student School Climate Survey

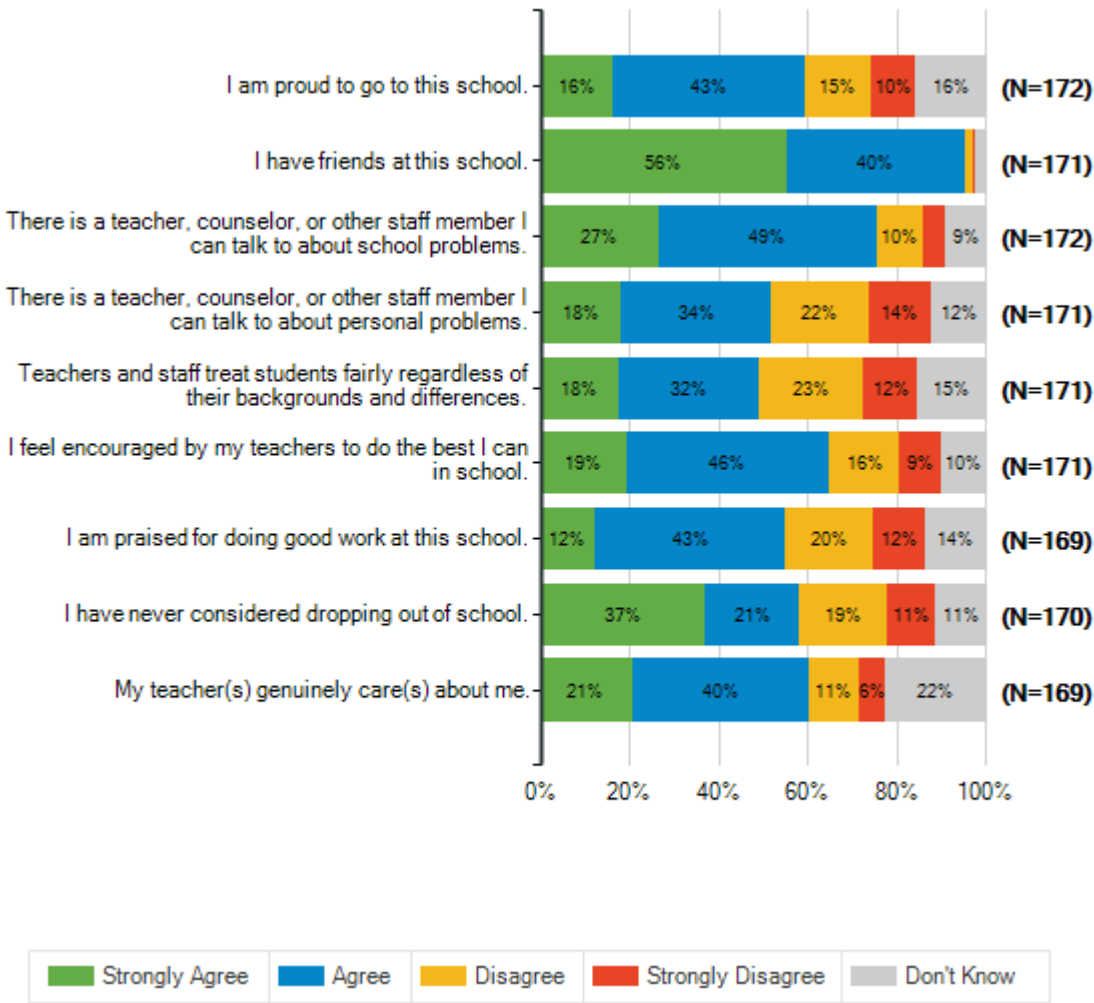


Lamar Consolidated ISD  
23-24 Student School Climate Survey

How strongly do you agree or disagree with each of the following statements?							
		Strongly Agree	Agree	Disagree	Strongly Disagree	Don't Know	Total Responses
(a)	I am proud to go to this school.	28	74	26	17	27	172
		16%	43%	15%	10%	16%	
(b)	I have friends at this school.	95	68	3	1	4	171
		56%	40%	2%	1%	2%	
(c)	There is a teacher, counselor, or other staff member I can talk to about school problems.	46	84	18	8	16	172
		27%	49%	10%	5%	9%	
(d)	There is a teacher, counselor, or other staff member I can talk to about personal problems.	31	58	37	24	21	171
		18%	34%	22%	14%	12%	
(e)	Teachers and staff treat students fairly regardless of their backgrounds and differences.	30	54	40	21	26	171
		18%	32%	23%	12%	15%	
(f)	I feel encouraged by my teachers to do the best I can in school.	33	78	27	16	17	171
		19%	46%	16%	9%	10%	
(g)	I am praised for doing good work at this school.	21	72	33	20	23	169
		12%	43%	20%	12%	14%	
(h)	I have never considered dropping out of school.	63	36	33	19	19	170
		37%	21%	19%	11%	11%	
(i)	My teacher(s) genuinely care(s) about me.	35	67	19	10	38	169
		21%	40%	11%	6%	22%	



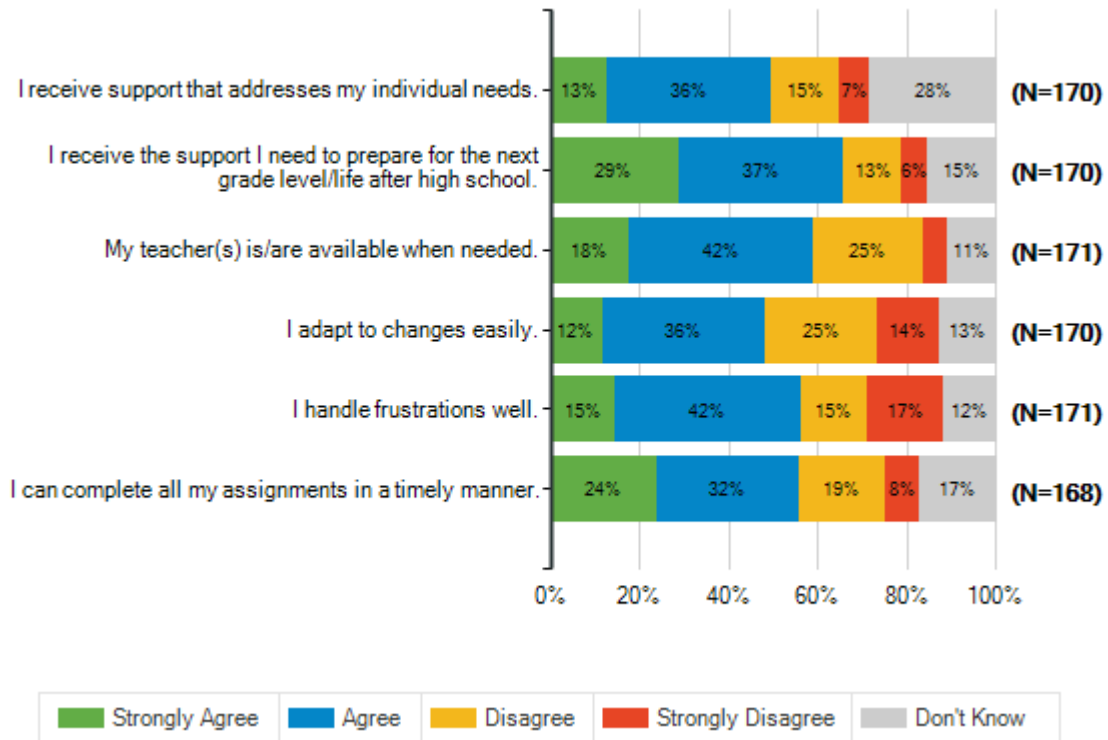
Lamar Consolidated ISD  
 23-24 Student School Climate Survey



Lamar Consolidated ISD  
23-24 Student School Climate Survey

How strongly do you agree or disagree with each of the following statements?

		Strongly Agree	Agree	Disagree	Strongly Disagree	Don't Know	Total Responses
(a)	I receive support that addresses my individual needs.	22	62	26	12	48	170
		13%	36%	15%	7%	28%	
(b)	I receive the support I need to prepare for the next grade level/life after high school.	49	63	22	10	26	170
		29%	37%	13%	6%	15%	
(c)	My teacher(s) is/are available when needed.	30	71	42	9	19	171
		18%	42%	25%	5%	11%	
(d)	I adapt to changes easily.	20	62	43	23	22	170
		12%	36%	25%	14%	13%	
(e)	I handle frustrations well.	25	71	26	29	20	171
		15%	42%	15%	17%	12%	
(f)	I can complete all my assignments in a timely manner.	40	54	32	13	29	168
		24%	32%	19%	8%	17%	



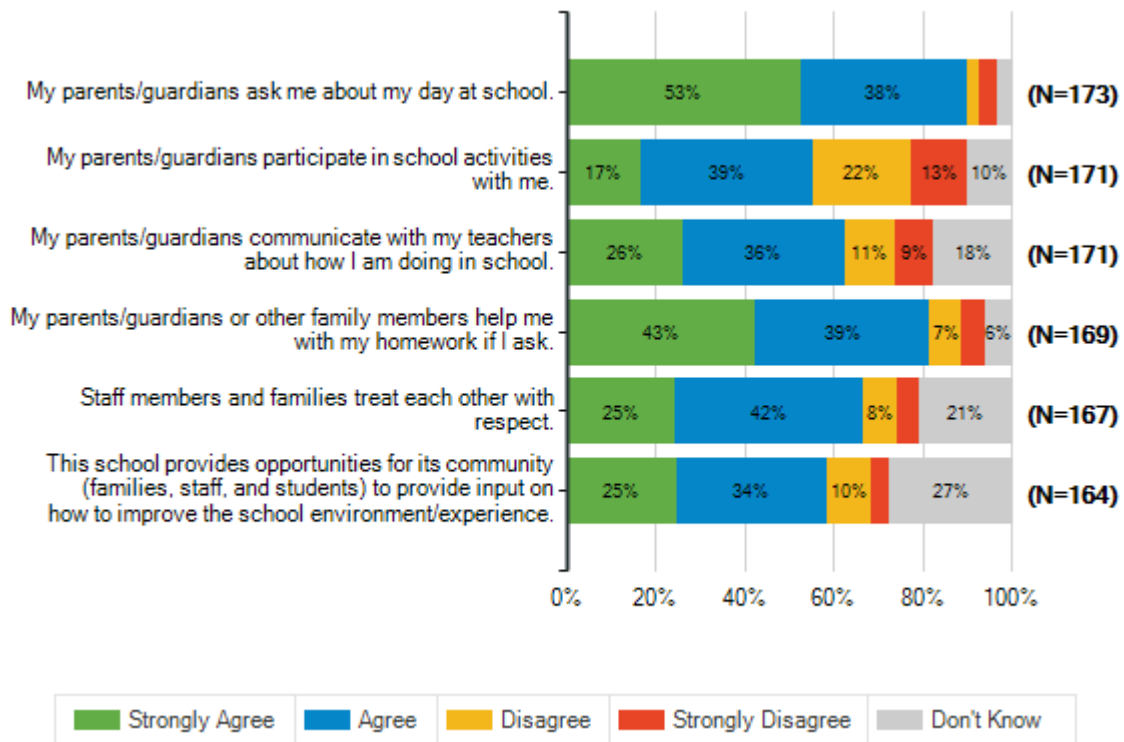
Lamar Consolidated ISD  
23-24 Student School Climate Survey

How strongly do you agree or disagree with each of the following statements?							
		Strongly Agree	Agree	Disagree	Strongly Disagree	Don't Know	Total Responses
(a)	A principal, teacher, guidance counselor, or college & career facilitator has given me advice on how to apply for scholarships.	0	0	0	0	0	0
		0%	0%	0%	0%	0%	
(b)	A principal, teacher, guidance counselor, or college & career facilitator has given me advice on how to get into college or workforce development programs.	0	0	0	0	0	0
		0%	0%	0%	0%	0%	
(c)	A principal, teacher, guidance counselor, or college & career facilitator has explored post-high school career and education paths with me.	0	0	0	0	0	0
		0%	0%	0%	0%	0%	
<b>There were no responses to this question.</b>							

Lamar Consolidated ISD  
23-24 Student School Climate Survey

How strongly do you agree or disagree with each of the following statements?

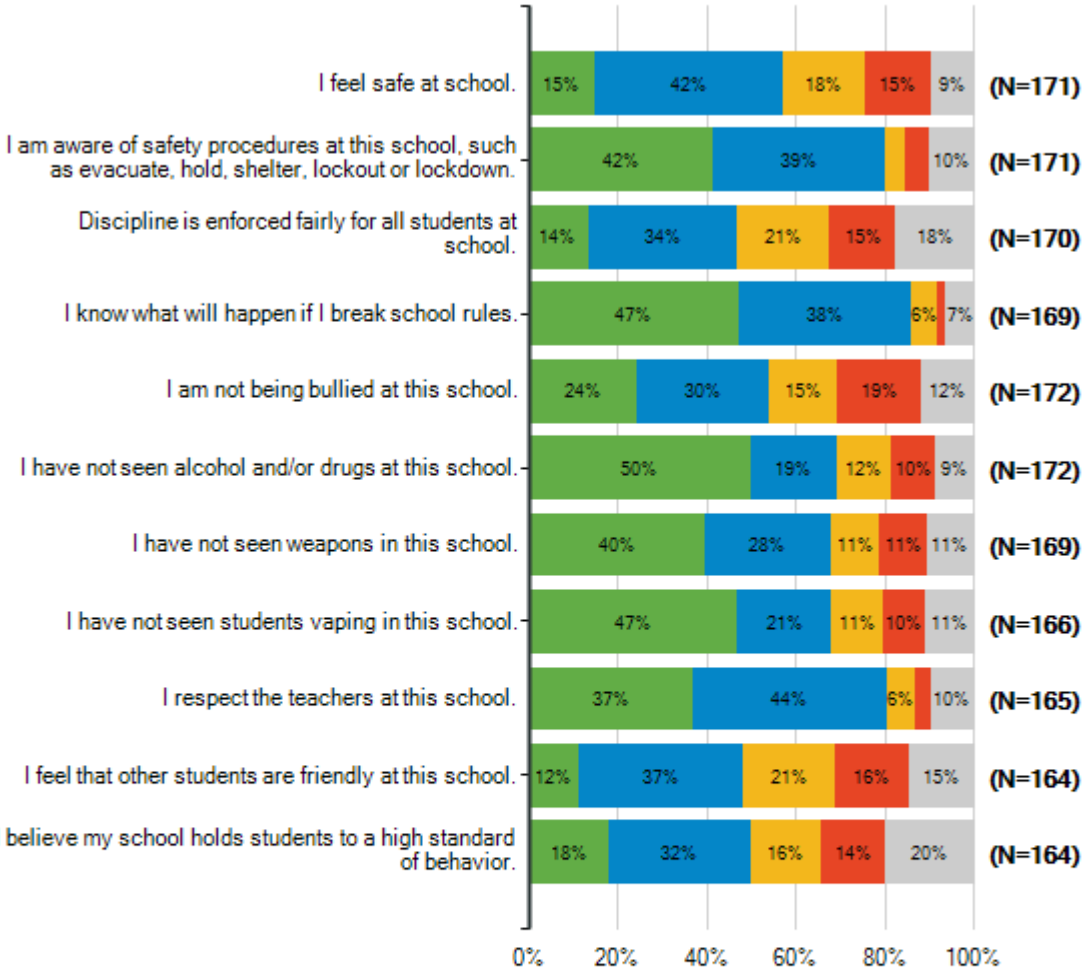
		Strongly Agree	Agree	Disagree	Strongly Disagree	Don't Know	Total Responses
(a)	My parents/guardians ask me about my day at school.	91	65	4	7	6	173
		53%	38%	2%	4%	3%	
(b)	My parents/guardians participate in school activities with me.	29	66	37	22	17	171
		17%	39%	22%	13%	10%	
(c)	My parents/guardians communicate with my teachers about how I am doing in school.	45	62	19	15	30	171
		26%	36%	11%	9%	18%	
(d)	My parents/guardians or other family members help me with my homework if I ask.	72	66	12	9	10	169
		43%	39%	7%	5%	6%	
(e)	Staff members and families treat each other with respect.	41	70	13	8	35	167
		25%	42%	8%	5%	21%	
(f)	This school provides opportunities for its community (families, staff, and students) to provide input on how to improve the school environment/experience.	41	55	16	7	45	164
		25%	34%	10%	4%	27%	



Lamar Consolidated ISD  
23-24 Student School Climate Survey

<b>Safety, Security, and Student Behavior</b>							
<b>How strongly do you agree or disagree with each of the following statements?</b>							
		<b>Strongly Agree</b>	<b>Agree</b>	<b>Disagree</b>	<b>Strongly Disagree</b>	<b>Don't Know</b>	<b>Total Responses</b>
(a)	I feel safe at school.	26	72	31	26	16	171
		15%	42%	18%	15%	9%	
(b)	I am aware of safety procedures at this school, such as evacuate, hold, shelter, lockout or lockdown.	71	66	8	9	17	171
		42%	39%	5%	5%	10%	
(c)	Discipline is enforced fairly for all students at school.	23	57	35	25	30	170
		14%	34%	21%	15%	18%	
(d)	I know what will happen if I break school rules.	80	65	10	3	11	169
		47%	38%	6%	2%	7%	
(e)	I am not being bullied at this school.	42	51	26	33	20	172
		24%	30%	15%	19%	12%	
(f)	I have not seen alcohol and/or drugs at this school.	86	33	21	17	15	172
		50%	19%	12%	10%	9%	
(g)	I have not seen weapons in this school.	67	48	18	18	18	169
		40%	28%	11%	11%	11%	
(h)	I have not seen students vaping in this school.	78	35	19	16	18	166
		47%	21%	11%	10%	11%	
(i)	I respect the teachers at this school.	61	72	10	6	16	165
		37%	44%	6%	4%	10%	
(j)	I feel that other students are friendly at this school.	19	60	34	27	24	164
		12%	37%	21%	16%	15%	
(k)	I believe my school holds students to a high standard of behavior.	30	52	26	23	33	164
		18%	32%	16%	14%	20%	

Lamar Consolidated ISD  
 23-24 Student School Climate Survey

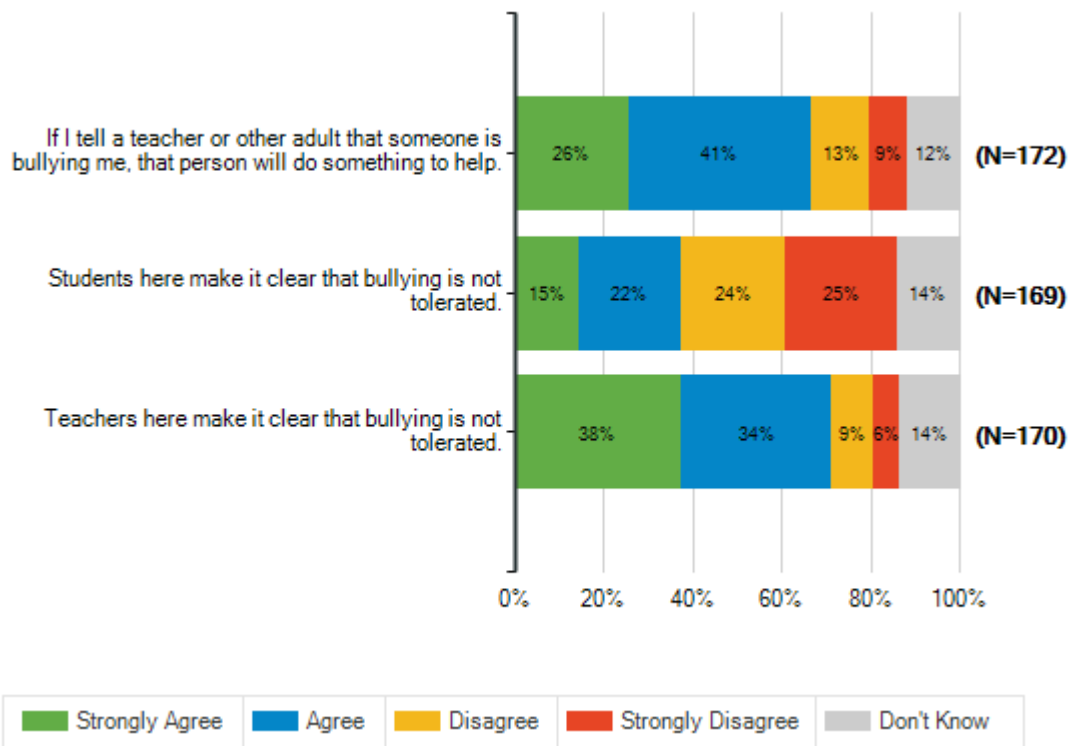


Lamar Consolidated ISD  
23-24 Student School Climate Survey

**Bullying**

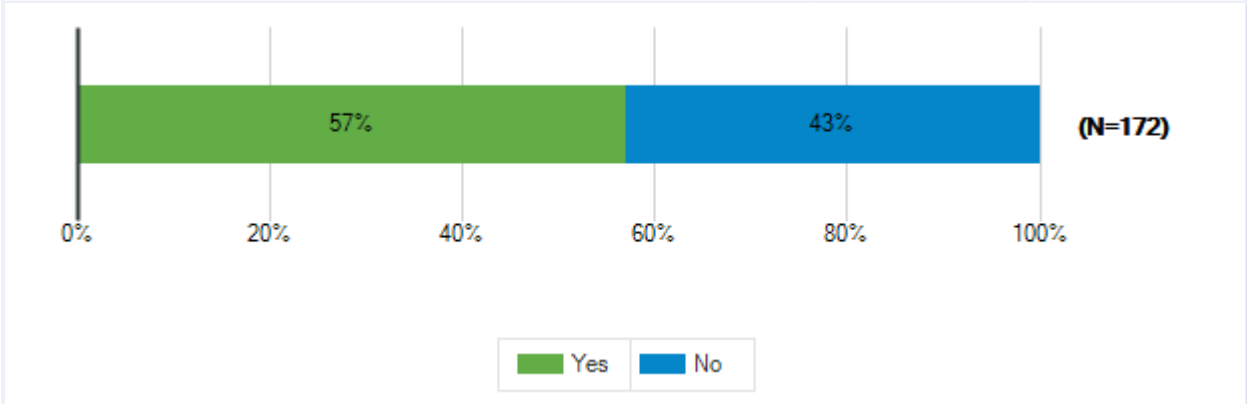
How strongly do you agree or disagree with each of the following statements?

		Strongly Agree	Agree	Disagree	Strongly Disagree	Don't Know	Total Responses
(a)	If I tell a teacher or other adult that someone is bullying me, that person will do something to help.	44	71	22	15	20	172
		26%	41%	13%	9%	12%	
(b)	Students here make it clear that bullying is not tolerated.	25	38	40	42	24	169
		15%	22%	24%	25%	14%	
(c)	Teachers here make it clear that bullying is not tolerated.	64	57	16	10	23	170
		38%	34%	9%	6%	14%	



Lamar Consolidated ISD  
23-24 Student School Climate Survey

Do you ride the school bus?		
Responses	Count	%
Yes	98	57%
No	74	43%
<b>Total Responses</b>	<b>172</b>	

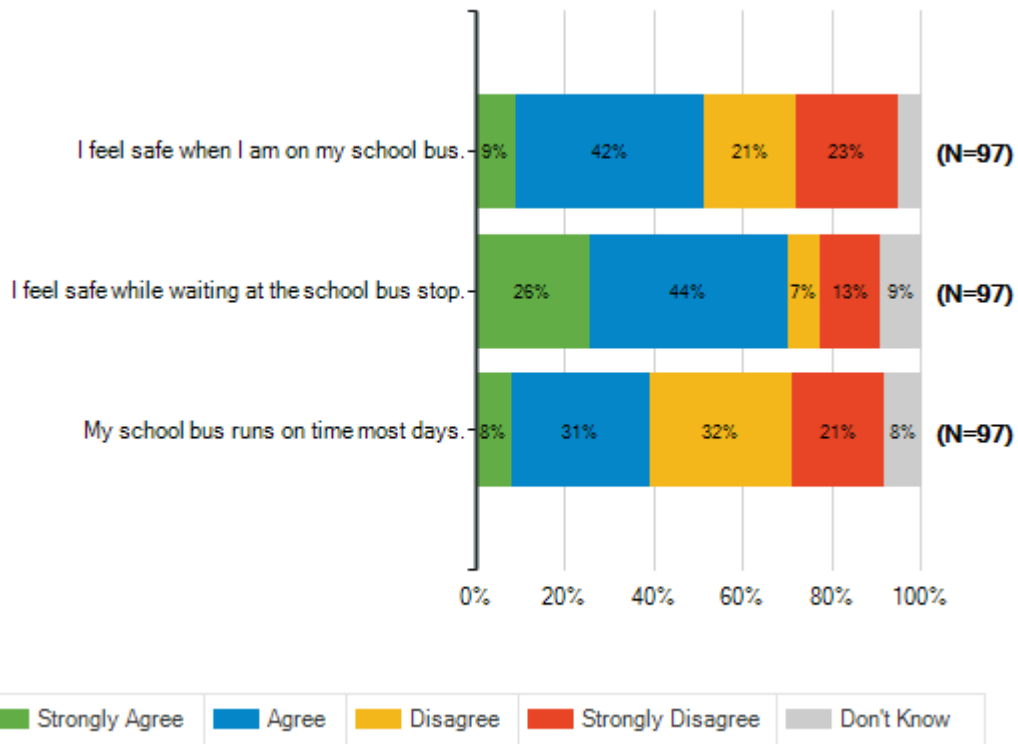




Lamar Consolidated ISD  
23-24 Student School Climate Survey

How strongly do you agree or disagree with each of the following statements?

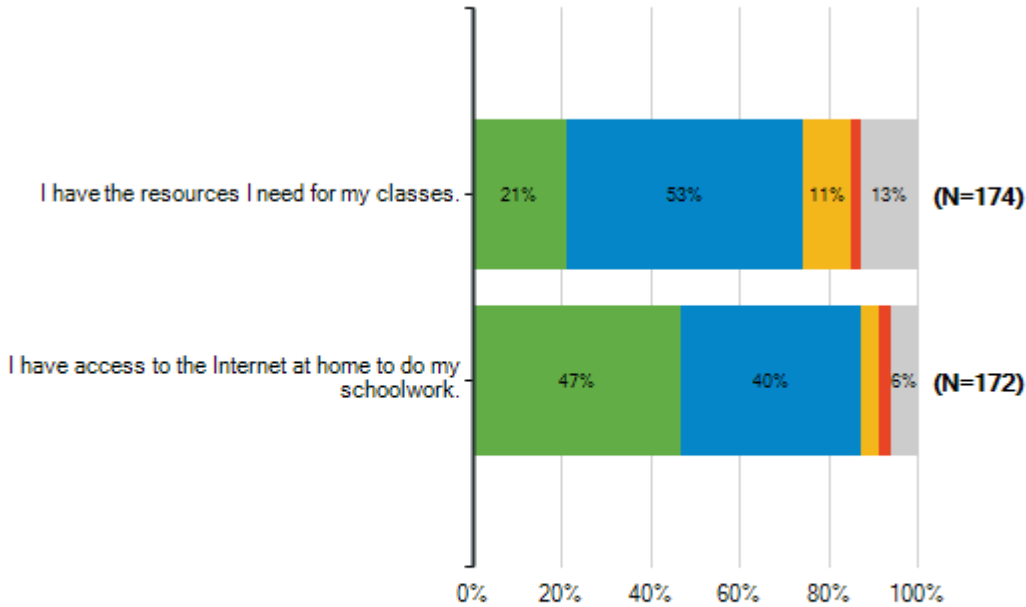
		Strongly Agree	Agree	Disagree	Strongly Disagree	Don't Know	Total Responses
(a)	I feel safe when I am on my school bus.	9	41	20	22	5	97
		9%	42%	21%	23%	5%	
(b)	I feel safe while waiting at the school bus stop.	25	43	7	13	9	97
		26%	44%	7%	13%	9%	
(c)	My school bus runs on time most days.	8	30	31	20	8	97
		8%	31%	32%	21%	8%	



Lamar Consolidated ISD  
 23-24 Student School Climate Survey

How strongly do you agree or disagree with each of the following statements?

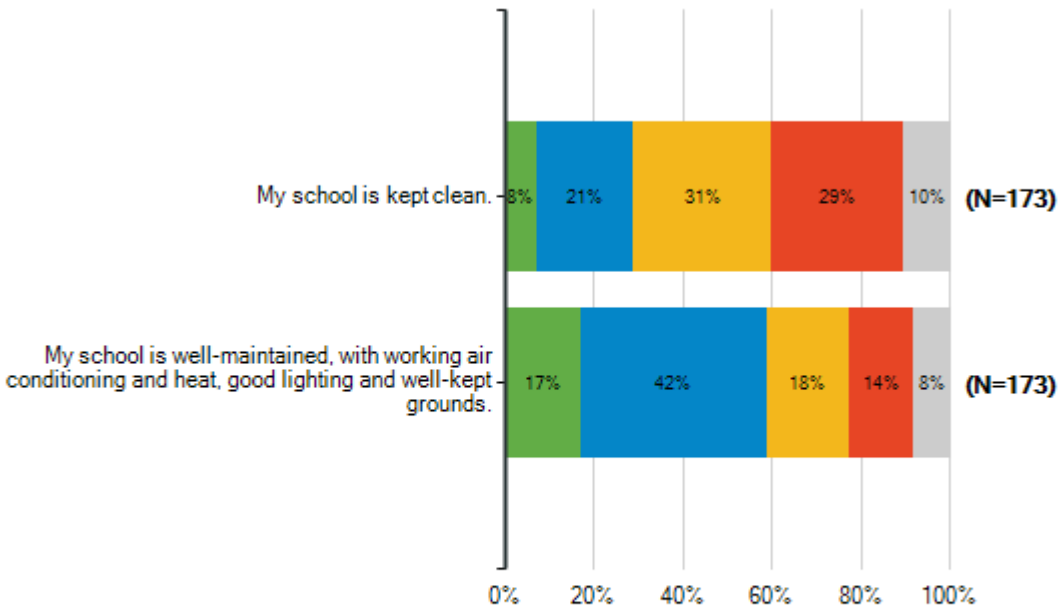
	Strongly Agree	Agree	Disagree	Strongly Disagree	Don't Know	Total Responses
(a) I have the resources I need for my classes.	37	92	19	4	22	174
	21%	53%	11%	2%	13%	
(b) I have access to the Internet at home to do my schoolwork.	81	69	7	5	10	172
	47%	40%	4%	3%	6%	



Lamar Consolidated ISD  
 23-24 Student School Climate Survey

How strongly do you agree or disagree with each of the following statements?

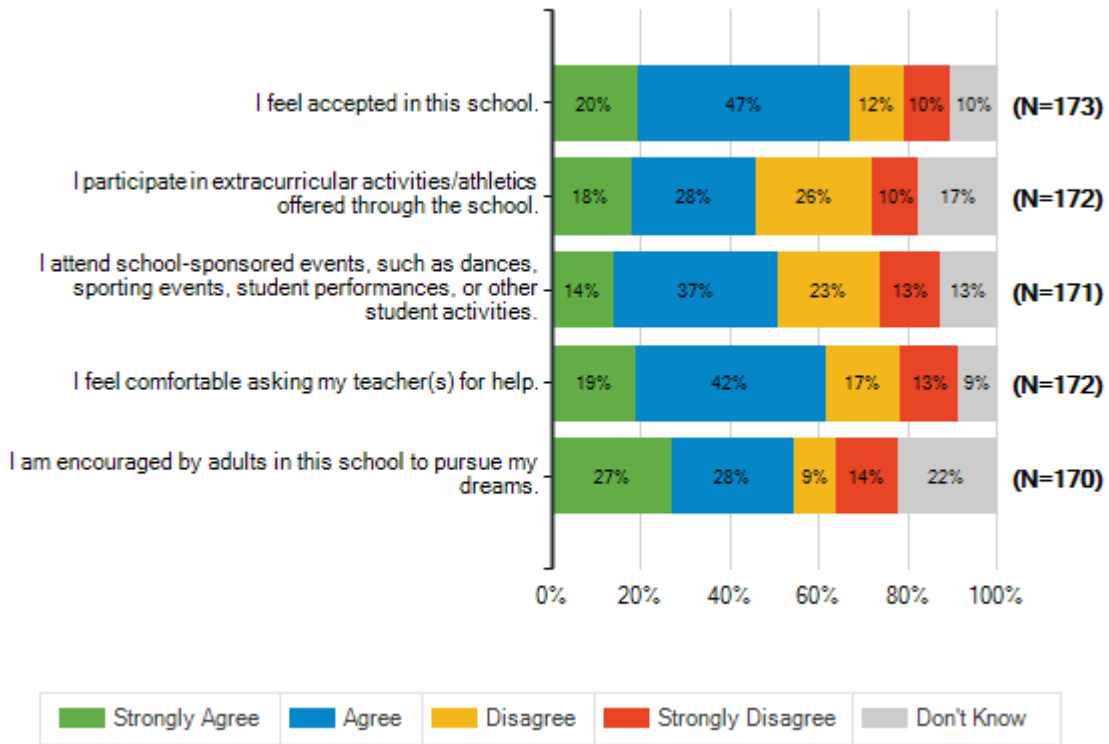
		Strongly Agree	Agree	Disagree	Strongly Disagree	Don't Know	Total Responses
(a)	My school is kept clean.	13	37	54	51	18	173
		8%	21%	31%	29%	10%	
(b)	My school is well-maintained, with working air conditioning and heat, good lighting and well-kept grounds.	30	72	32	25	14	173
		17%	42%	18%	14%	8%	



Lamar Consolidated ISD  
23-24 Student School Climate Survey

How strongly do you agree or disagree with each of the following statements?

	Strongly Agree	Agree	Disagree	Strongly Disagree	Don't Know	Total Responses
(a) I feel accepted in this school.	34	82	21	18	18	173
	20%	47%	12%	10%	10%	
(b) I participate in extracurricular activities/athletics offered through the school.	31	48	45	18	30	172
	18%	28%	26%	10%	17%	
(c) I attend school-sponsored events, such as dances, sporting events, student performances, or other student activities.	24	63	39	23	22	171
	14%	37%	23%	13%	13%	
(d) I feel comfortable asking my teacher(s) for help.	33	73	29	22	15	172
	19%	42%	17%	13%	9%	
(e) I am encouraged by adults in this school to pursue my dreams.	46	47	16	23	38	170
	27%	28%	9%	14%	22%	



Lamar Consolidated ISD  
23-24 Student School Climate Survey

How strongly do you agree or disagree with each of the following statements?

		Strongly Agree	Agree	Disagree	Strongly Disagree	Don't Know	Total Responses
(a)	School leaders and staff at my school are welcoming to families of all cultures.	48	76	8	10	32	174
		28%	44%	5%	6%	18%	
(b)	School leaders and staff at my school are welcoming to families of all economic backgrounds.	40	74	14	5	37	170
		24%	44%	8%	3%	22%	
(c)	School leaders and staff at my school are welcoming to families of all races/ethnicities.	53	68	11	9	32	173
		31%	39%	6%	5%	18%	
(d)	School leaders and staff at my school are welcoming to families of all religions.	55	65	10	6	34	170
		32%	38%	6%	4%	20%	
(e)	School leaders and staff at my school are welcoming to families who speak languages other than English.	55	62	11	11	32	171
		32%	36%	6%	6%	19%	

