



# 23-24 Student School Climate Survey

Survey Results

**Morgan Elementary**

Lamar Consolidated ISD  
February 12 - March 4, 2024



Lamar Consolidated ISD  
23-24 Student School Climate Survey

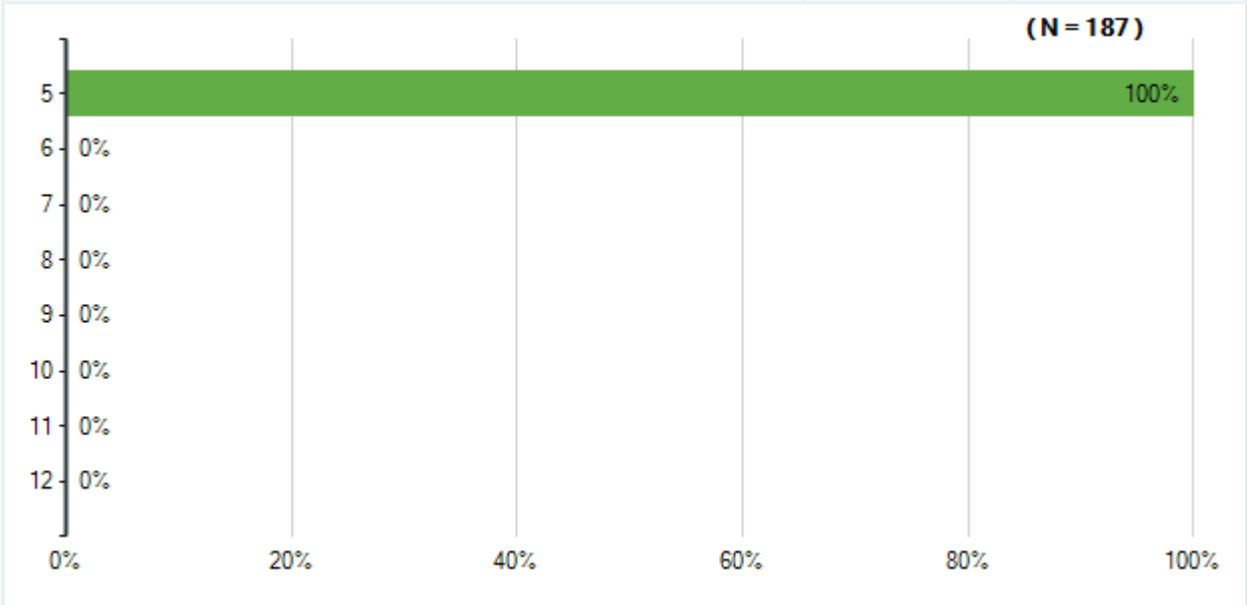
School Name	Count	%
Adolphus Elementary	0	0%
Alternative Learning Center	0	0%
Arredondo Elementary	0	0%
Austin Elementary	0	0%
Beasley Elementary	0	0%
Bentley Elementary	0	0%
Bowie Elementary	0	0%
Briscoe Junior High	0	0%
Campbell Elementary	0	0%
Carter Elementary	0	0%
Culver Elementary	0	0%
Dickinson Elementary	0	0%
Foster High School	0	0%
Frost Elementary	0	0%
Fulshear High School	0	0%
George Junior High	0	0%
George Ranch High School	0	0%
Gray Elementary	0	0%
Hubenak Elementary	0	0%
Huggins Elementary	0	0%
Hutchison Elementary	0	0%
Jackson Elementary	0	0%
Lamar Consolidated High School	0	0%
Lamar Junior High	0	0%
Leaman Junior High	0	0%
Lindsey Elementary	0	0%
Long Elementary	0	0%
McNeill Elementary	0	0%
Morgan Elementary	0	0%
Meyer Elementary	0	0%
Navarro Middle School	0	0%
Phelan Elementary	0	0%
Pink Elementary	0	0%
Randle High School	0	0%
Ray Elementary	187	100%
Reading Junior High	0	0%
Roberts Middle School	0	0%
Ryon Middle School	0	0%
Seguin ECC	0	0%

Lamar Consolidated ISD  
23-24 Student School Climate Survey

Smith Elementary	0	0%
Tamarron Elementary	0	0%
Terry High School	0	0%
Thomas Elementary	0	0%
Travis Elementary	0	0%
Velasquez Elementary	0	0%
Wertheimer Middle School	0	0%
Wessendorff Middle School	0	0%
Williams Elementary	0	0%
Wright Junior High	0	0%
1621 Place	0	0%
Wertheimer Middle School 2	0	0%
Williams Elementary 2	0	0%
Wright Junior High 2	0	0%
<b>Total Responses</b>	<b>187</b>	

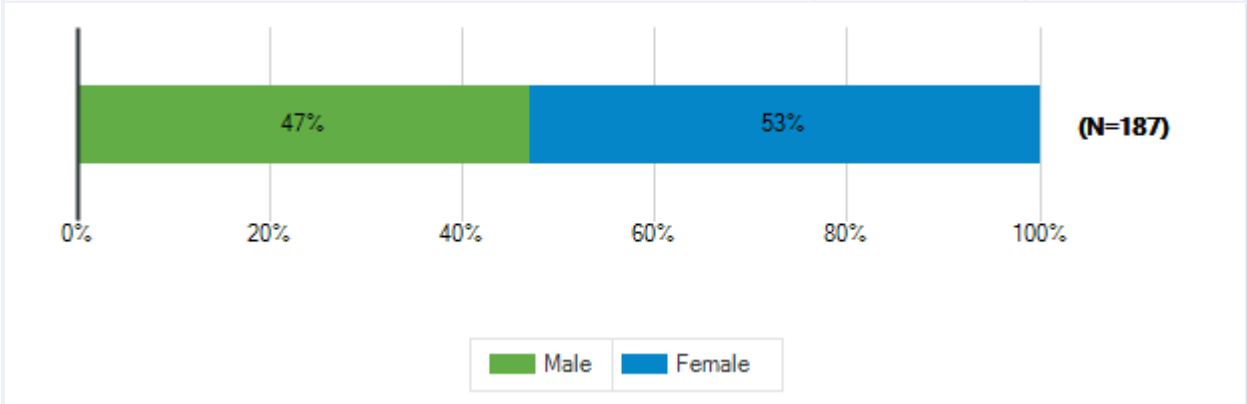
Lamar Consolidated ISD  
 23-24 Student School Climate Survey

Grade Level (prepopulated, hidden)		
Responses	Count	%
5	187	100%
6	0	0%
7	0	0%
8	0	0%
9	0	0%
10	0	0%
11	0	0%
12	0	0%
<b>Total Responses</b>	<b>187</b>	



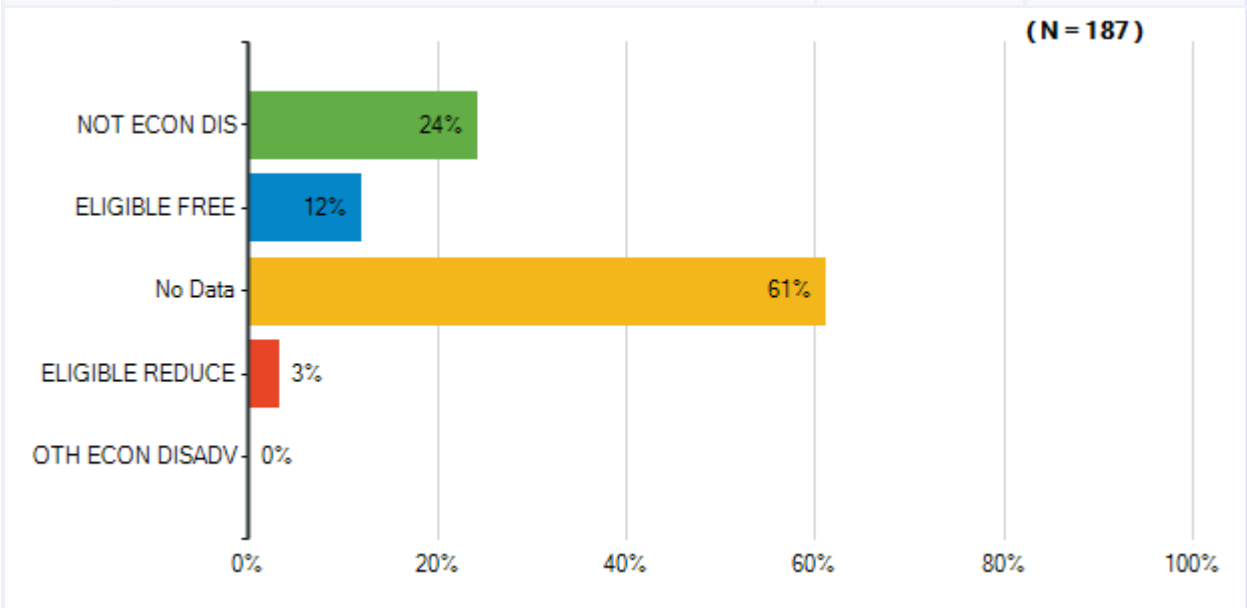
Lamar Consolidated ISD  
23-24 Student School Climate Survey

Gender (prepopulated, hidden)		
Responses	Count	%
Male	88	47%
Female	99	53%
<b>Total Responses</b>	<b>187</b>	



Lamar Consolidated ISD  
 23-24 Student School Climate Survey

Free or Reduced Price Meal Status		
Responses	Count	%
NOT ECON DIS	45	24%
ELIGIBLE FREE	22	12%
No Data	114	61%
ELIGIBLE REDUCE	6	3%
OTH ECON DISADV	0	0%
<b>Total Responses</b>	<b>187</b>	



Lamar Consolidated ISD  
23-24 Student School Climate Survey

Language Spoken at Home		
Responses	Count	%
AFRIKAANS	0	0%
AKAN	0	0%
ALBANIAN, TOSK	0	0%
AMHARIC	0	0%
ARABIC	1	1%
BALINESE	0	0%
BENGALI	0	0%
BOSNIAN	0	0%
BURMESE	0	0%
CAMBODIAN	0	0%
CANTONESE	0	0%
CEBUANO	0	0%
CHAOCHOW/TEOCHIU	0	0%
CHINESE	0	0%
CROATIAN	0	0%
CROW	0	0%
CZECH	0	0%
DUTCH/FLEMISH	0	0%
EFIK	0	0%
ENGLISH	168	90%
ESKIMO	0	0%
ESTONIAN	0	0%
ETHIOPIC	0	0%
EWE	0	0%
FARSI	0	0%
FINNISH	0	0%
FRENCH	1	1%
FUKIEN/HOKKIEN	0	0%
GERMAN	0	0%
GUJARATI	1	1%
HAINANESE	0	0%
HAITIAN-CREOLE	0	0%
HAKKA	0	0%
HAUSA	0	0%
HEBREW	0	0%
HINDI	0	0%
HUNGARIAN	0	0%
IBO/IGBO	0	0%

Lamar Consolidated ISD  
23-24 Student School Climate Survey

ILONGGO	0	0%
INDONESIAN	0	0%
ITALIAN	0	0%
JAPANESE	0	0%
KACHE	0	0%
KONKANI	0	0%
KOREAN	0	0%
KRIO	0	0%
KURDISH	0	0%
LAOTIAN	0	0%
LINGALA	0	0%
LITHUANIAN	0	0%
LUGANDA	0	0%
MALAY	0	0%
MALAYALAM	0	0%
MANDARIN	2	1%
MANDE	0	0%
MARATHI	0	0%
NATIVE AMERICAN LANGUAGES	0	0%
NEPALI	0	0%
NORWEGIAN	0	0%
No Data	0	0%
ORIYA	0	0%
OTHER LANGUAGES	0	0%
PANJABI	0	0%
PASHTO	0	0%
PILIPINO	0	0%
POLISH	0	0%
PORTUGUESE	0	0%
RUSSIAN	1	1%
SAMOAN	0	0%
SERBIAN	0	0%
SHANGHAI	0	0%
SHONA	0	0%
SIKKIMESE	0	0%
SINDHI	0	0%
SINHALESE	0	0%
SOMALI	0	0%
SOTHO	0	0%
SPANISH	10	5%
SWAHILI	0	0%

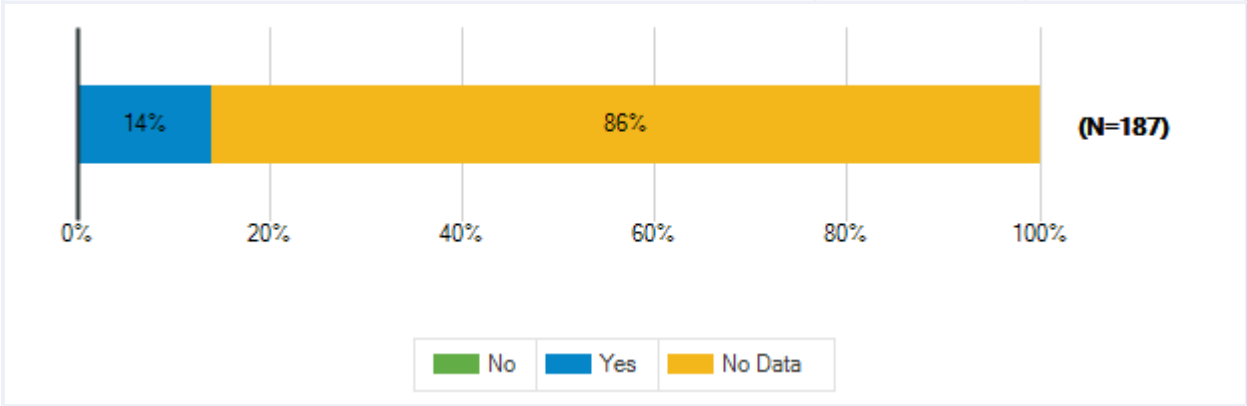


Lamar Consolidated ISD  
23-24 Student School Climate Survey

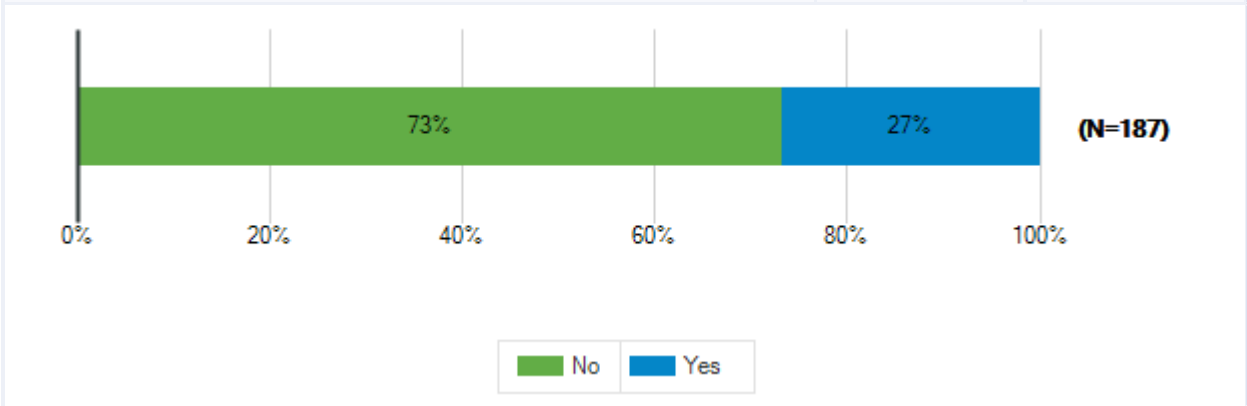
SWEDISH	0	0%
TAIWANESE/FORMOSAN/MIN NAN	0	0%
TAMIL	1	1%
TELUGU	0	0%
THAI	0	0%
TIBETAN	0	0%
TIGRINYA	0	0%
TIWA	0	0%
TURKISH	0	0%
UKRAINIAN	0	0%
URDU	1	1%
VIETNAMESE	1	1%
YORUBA	0	0%
<b>Total Responses</b>	<b>187</b>	

Lamar Consolidated ISD  
 23-24 Student School Climate Survey

Special Education Status		
Responses	Count	%
No	0	0%
Yes	26	14%
No Data	161	86%
<b>Total Responses</b>	<b>187</b>	

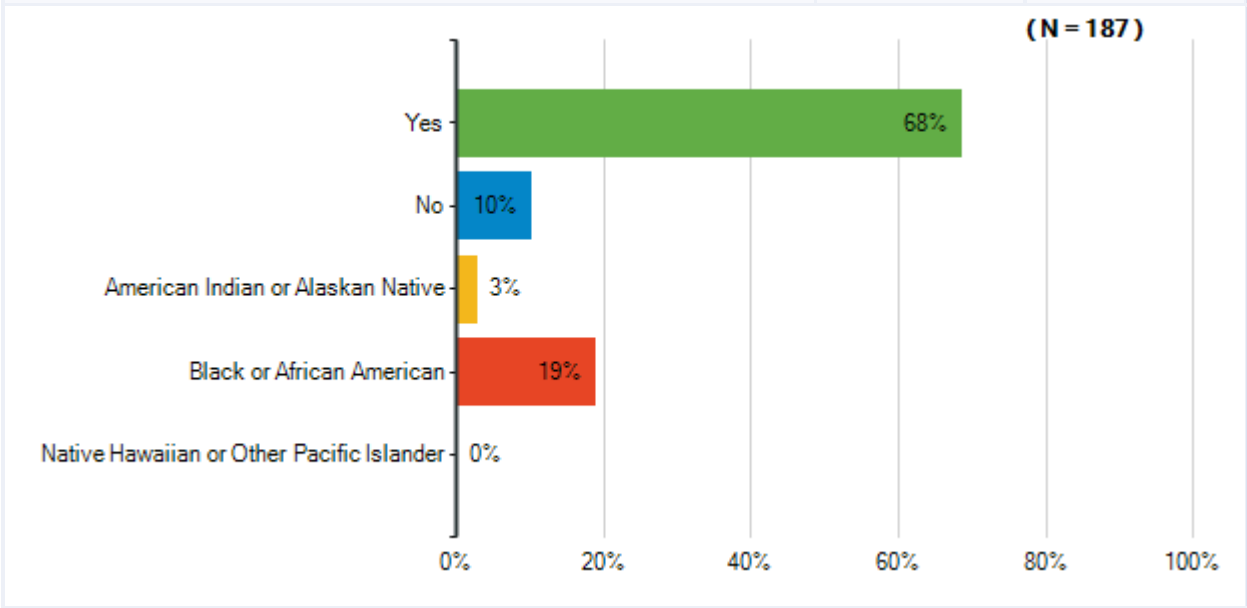


Hispanic/Latino		
Responses	Count	%
No	137	73%
Yes	50	27%
<b>Total Responses</b>	<b>187</b>	



Lamar Consolidated ISD  
 23-24 Student School Climate Survey

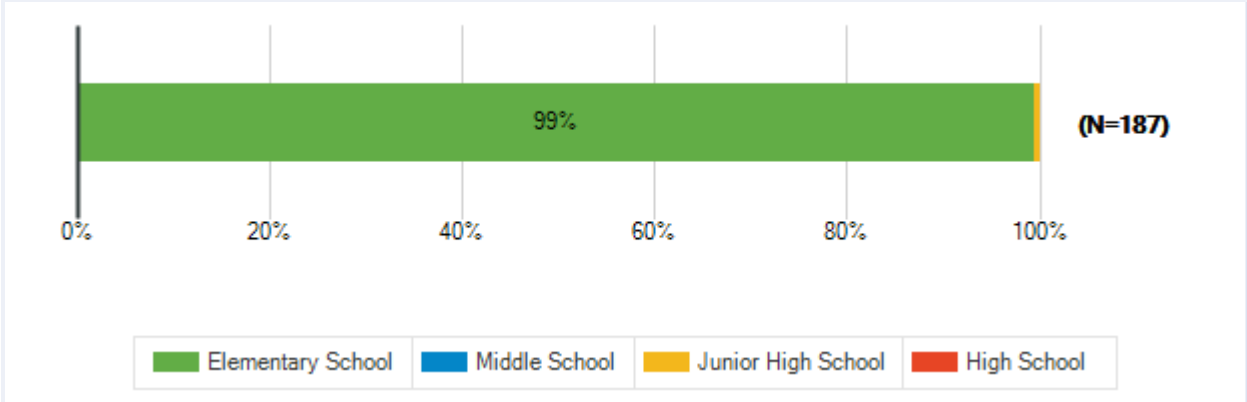
Race/Ethnicity		
Responses	Count	%
Yes	128	68%
No	19	10%
American Indian or Alaskan Native	5	3%
Black or African American	35	19%
Native Hawaiian or Other Pacific Islander	0	0%
<b>Total Responses</b>	<b>187</b>	



Lamar Consolidated ISD  
23-24 Student School Climate Survey

Please select your school level.

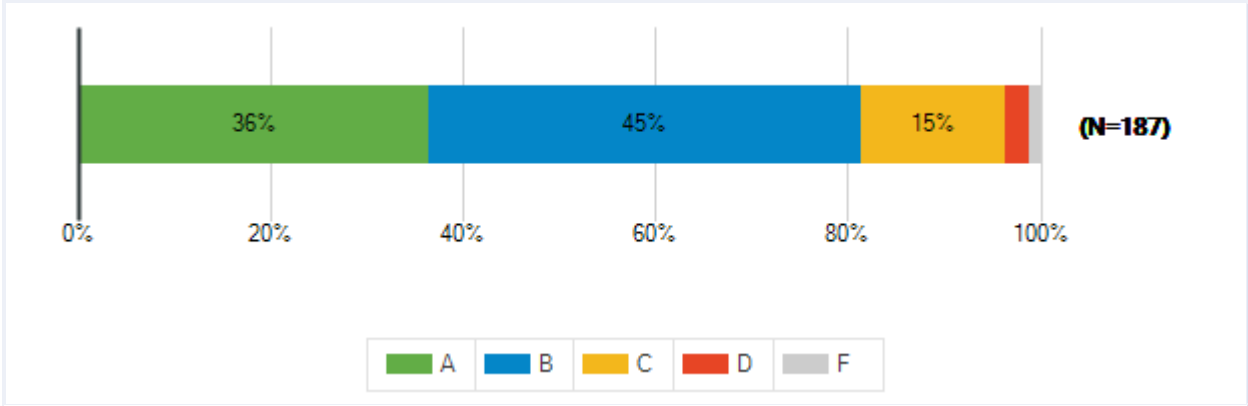
Responses	Count	%
Elementary School	186	99%
Middle School	0	0%
Junior High School	1	1%
High School	0	0%
<b>Total Responses</b>	<b>187</b>	



Lamar Consolidated ISD  
23-24 Student School Climate Survey

Students receive grades of A, B, C, D or F to report the quality of their work. What grade would you give the overall quality of the education at your school? On this scale, A represents outstanding, C is average and F is failing.

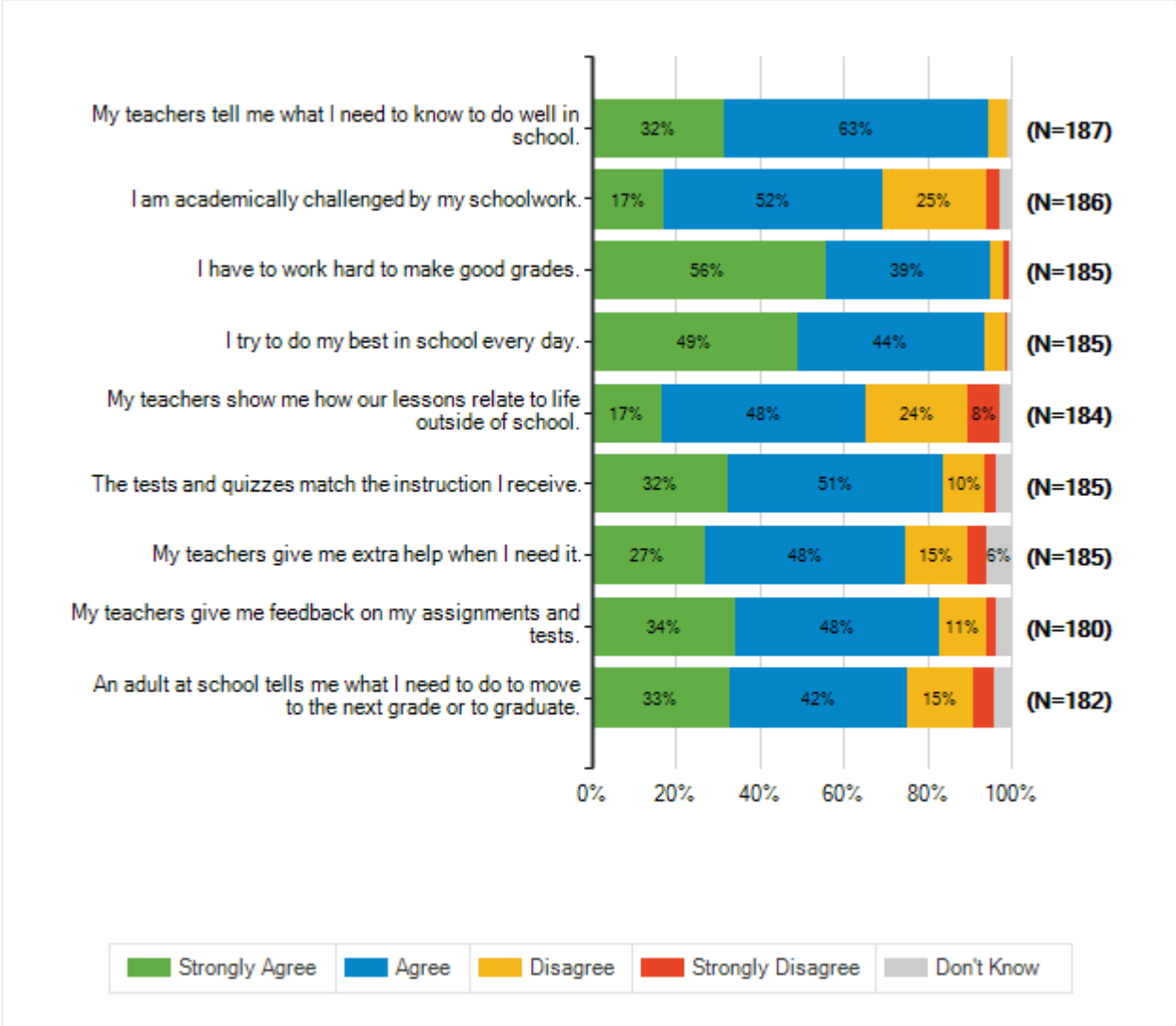
Responses	Count	%
A	68	36%
B	84	45%
C	28	15%
D	5	3%
F	2	1%
<b>Total Responses</b>	<b>187</b>	



Lamar Consolidated ISD  
23-24 Student School Climate Survey

How strongly do you agree or disagree with each of the following statements?							
		Strongly Agree	Agree	Disagree	Strongly Disagree	Don't Know	Total Responses
(a)	My teachers tell me what I need to know to do well in school.	59	118	8	0	2	187
		32%	63%	4%	0%	1%	
(b)	I am academically challenged by my schoolwork.	32	97	46	6	5	186
		17%	52%	25%	3%	3%	
(c)	I have to work hard to make good grades.	103	73	5	3	1	185
		56%	39%	3%	2%	1%	
(d)	I try to do my best in school every day.	91	82	9	1	2	185
		49%	44%	5%	1%	1%	
(e)	My teachers show me how our lessons relate to life outside of school.	31	89	45	14	5	184
		17%	48%	24%	8%	3%	
(f)	The tests and quizzes match the instruction I receive.	60	95	18	5	7	185
		32%	51%	10%	3%	4%	
(g)	My teachers give me extra help when I need it.	50	88	28	8	11	185
		27%	48%	15%	4%	6%	
(h)	My teachers give me feedback on my assignments and tests.	62	87	20	4	7	180
		34%	48%	11%	2%	4%	
(i)	An adult at school tells me what I need to do to move to the next grade or to graduate.	60	77	28	9	8	182
		33%	42%	15%	5%	4%	

Lamar Consolidated ISD  
 23-24 Student School Climate Survey

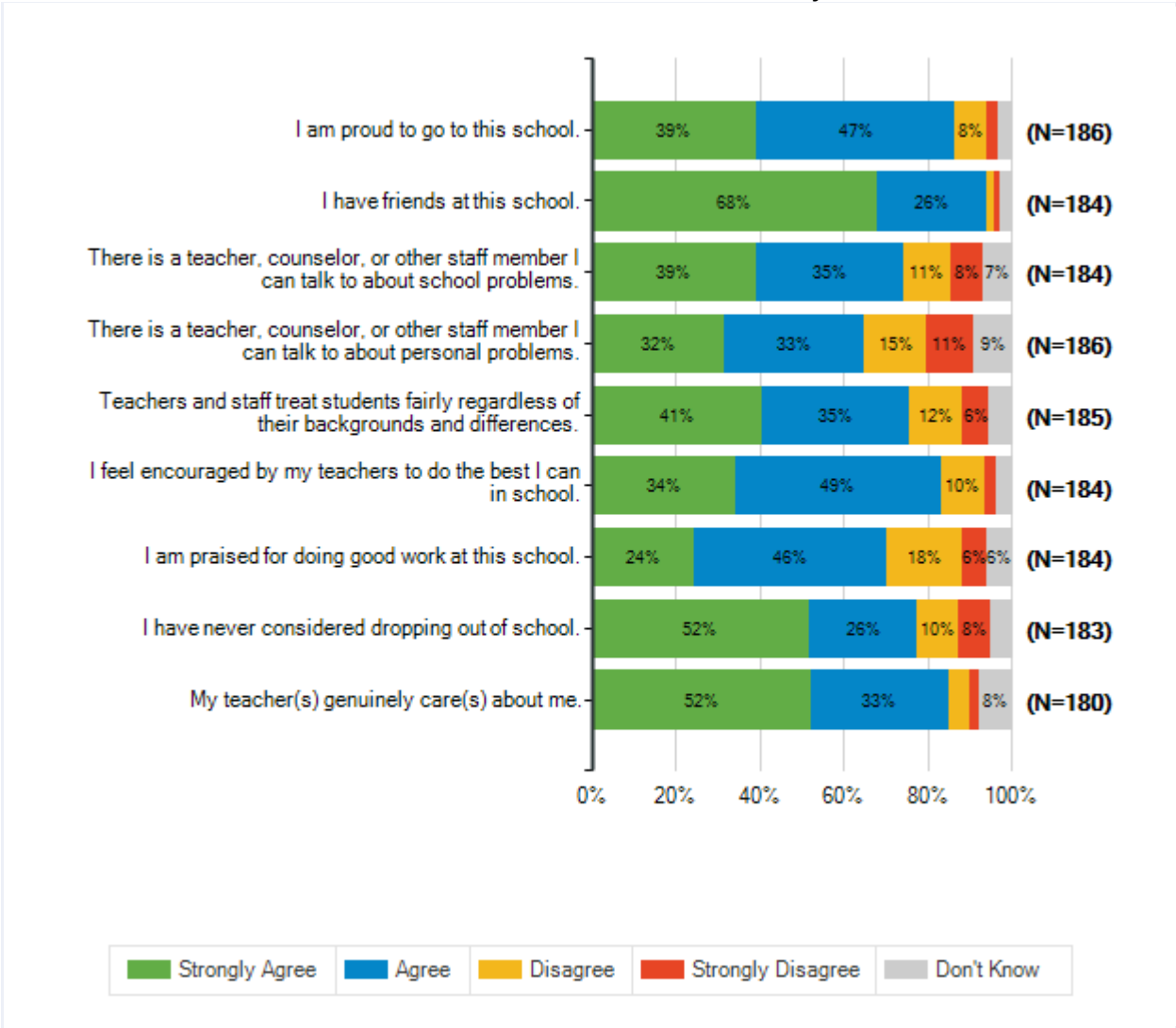


Lamar Consolidated ISD  
23-24 Student School Climate Survey

How strongly do you agree or disagree with each of the following statements?							
		Strongly Agree	Agree	Disagree	Strongly Disagree	Don't Know	Total Responses
(a)	I am proud to go to this school.	73	88	14	5	6	186
		39%	47%	8%	3%	3%	
(b)	I have friends at this school.	125	48	3	3	5	184
		68%	26%	2%	2%	3%	
(c)	There is a teacher, counselor, or other staff member I can talk to about school problems.	72	65	20	14	13	184
		39%	35%	11%	8%	7%	
(d)	There is a teacher, counselor, or other staff member I can talk to about personal problems.	59	62	27	21	17	186
		32%	33%	15%	11%	9%	
(e)	Teachers and staff treat students fairly regardless of their backgrounds and differences.	75	65	23	12	10	185
		41%	35%	12%	6%	5%	
(f)	I feel encouraged by my teachers to do the best I can in school.	63	90	19	5	7	184
		34%	49%	10%	3%	4%	
(g)	I am praised for doing good work at this school.	45	84	33	11	11	184
		24%	46%	18%	6%	6%	
(h)	I have never considered dropping out of school.	95	47	18	14	9	183
		52%	26%	10%	8%	5%	
(i)	My teacher(s) genuinely care(s) about me.	94	59	9	4	14	180
		52%	33%	5%	2%	8%	



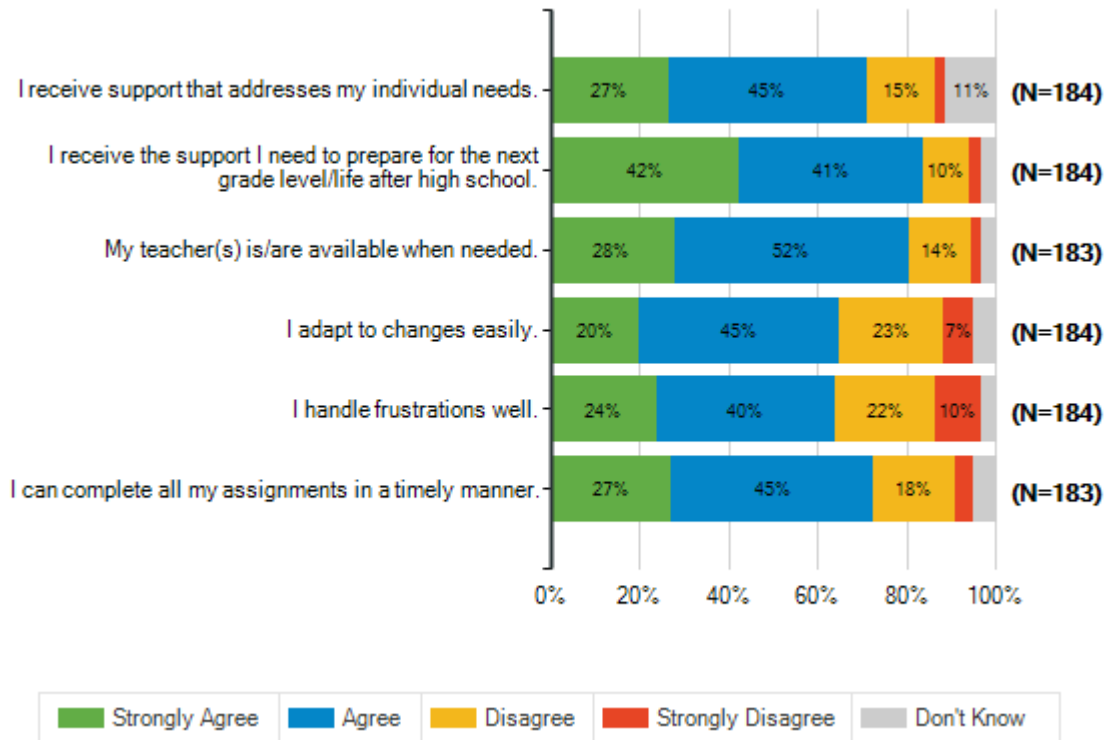
Lamar Consolidated ISD  
 23-24 Student School Climate Survey



Lamar Consolidated ISD  
23-24 Student School Climate Survey

How strongly do you agree or disagree with each of the following statements?

		Strongly Agree	Agree	Disagree	Strongly Disagree	Don't Know	Total Responses
(a)	I receive support that addresses my individual needs.	49	82	28	4	21	184
		27%	45%	15%	2%	11%	
(b)	I receive the support I need to prepare for the next grade level/life after high school.	78	76	19	5	6	184
		42%	41%	10%	3%	3%	
(c)	My teacher(s) is/are available when needed.	51	96	26	4	6	183
		28%	52%	14%	2%	3%	
(d)	I adapt to changes easily.	37	82	43	13	9	184
		20%	45%	23%	7%	5%	
(e)	I handle frustrations well.	44	74	41	19	6	184
		24%	40%	22%	10%	3%	
(f)	I can complete all my assignments in a timely manner.	50	83	33	8	9	183
		27%	45%	18%	4%	5%	



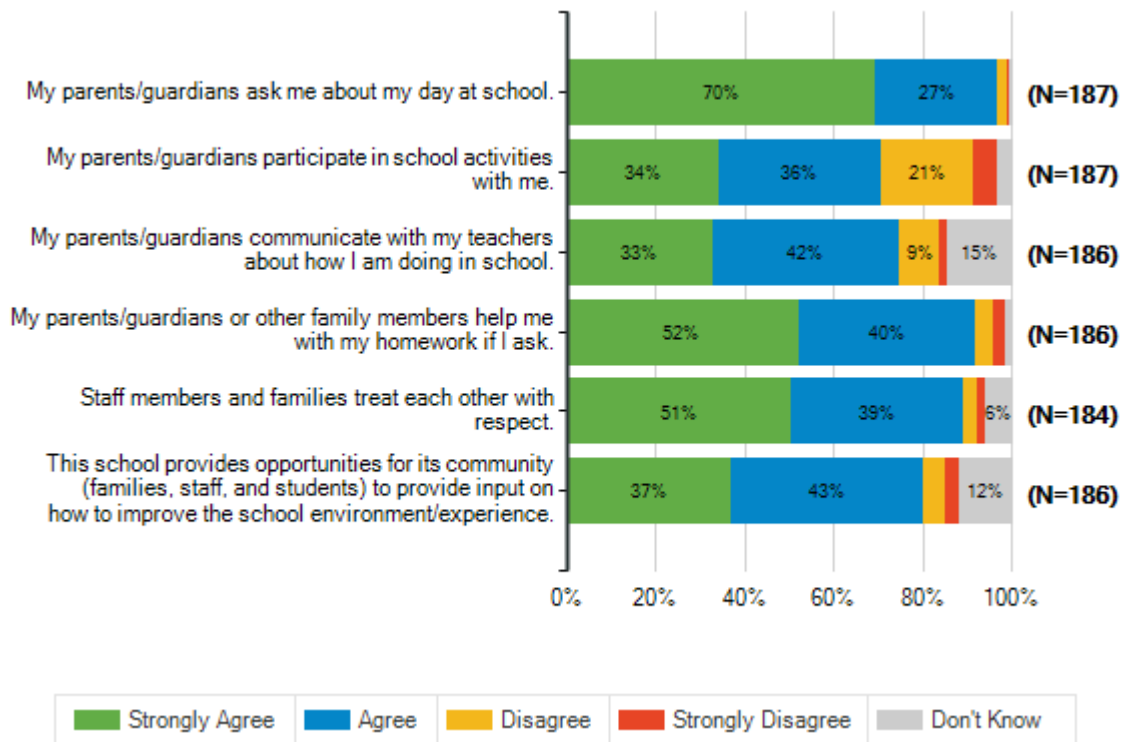
Lamar Consolidated ISD  
23-24 Student School Climate Survey

How strongly do you agree or disagree with each of the following statements?						
	Strongly Agree	Agree	Disagree	Strongly Disagree	Don't Know	Total Responses
(a) A principal, teacher, guidance counselor, or college & career facilitator has given me advice on how to apply for scholarships.	0	0	0	0	0	0
	0%	0%	0%	0%	0%	
(b) A principal, teacher, guidance counselor, or college & career facilitator has given me advice on how to get into college or workforce development programs.	0	0	0	0	0	0
	0%	0%	0%	0%	0%	
(c) A principal, teacher, guidance counselor, or college & career facilitator has explored post-high school career and education paths with me.	0	0	0	0	0	0
	0%	0%	0%	0%	0%	
<b>There were no responses to this question.</b>						

Lamar Consolidated ISD  
23-24 Student School Climate Survey

How strongly do you agree or disagree with each of the following statements?

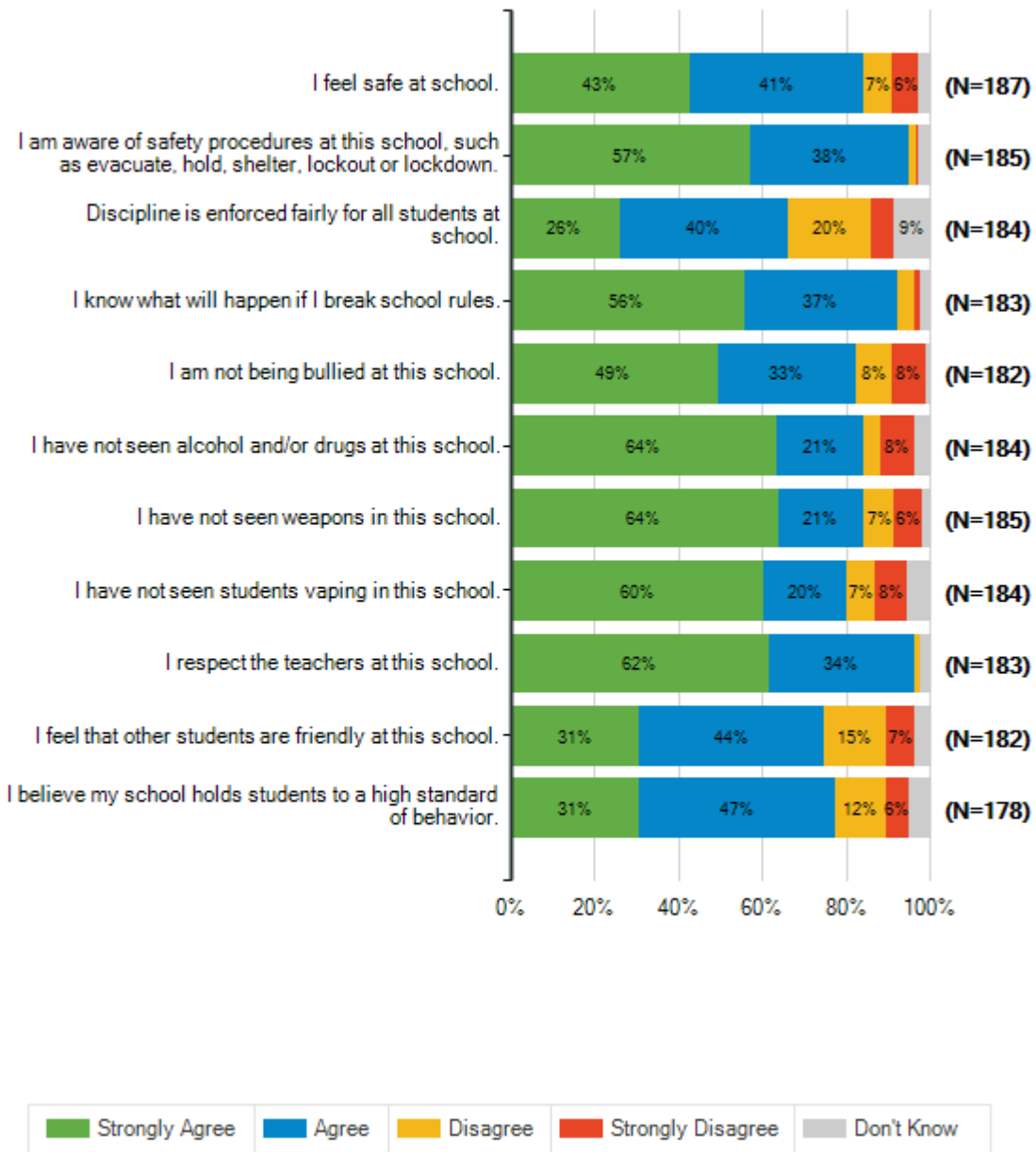
		Strongly Agree	Agree	Disagree	Strongly Disagree	Don't Know	Total Responses
(a)	My parents/guardians ask me about my day at school.	130	51	4	1	1	187
		70%	27%	2%	1%	1%	
(b)	My parents/guardians participate in school activities with me.	64	68	39	10	6	187
		34%	36%	21%	5%	3%	
(c)	My parents/guardians communicate with my teachers about how I am doing in school.	61	78	17	3	27	186
		33%	42%	9%	2%	15%	
(d)	My parents/guardians or other family members help me with my homework if I ask.	97	74	7	5	3	186
		52%	40%	4%	3%	2%	
(e)	Staff members and families treat each other with respect.	93	71	6	3	11	184
		51%	39%	3%	2%	6%	
(f)	This school provides opportunities for its community (families, staff, and students) to provide input on how to improve the school environment/experience.	69	80	9	6	22	186
		37%	43%	5%	3%	12%	



Lamar Consolidated ISD  
23-24 Student School Climate Survey

Safety, Security, and Student Behavior							
How strongly do you agree or disagree with each of the following statements?							
		Strongly Agree	Agree	Disagree	Strongly Disagree	Don't Know	Total Responses
(a)	I feel safe at school.	80	77	13	12	5	187
		43%	41%	7%	6%	3%	
(b)	I am aware of safety procedures at this school, such as evacuate, hold, shelter, lockout or lockdown.	106	70	3	1	5	185
		57%	38%	2%	1%	3%	
(c)	Discipline is enforced fairly for all students at school.	48	74	36	10	16	184
		26%	40%	20%	5%	9%	
(d)	I know what will happen if I break school rules.	102	67	7	3	4	183
		56%	37%	4%	2%	2%	
(e)	I am not being bullied at this school.	90	60	15	15	2	182
		49%	33%	8%	8%	1%	
(f)	I have not seen alcohol and/or drugs at this school.	117	38	7	15	7	184
		64%	21%	4%	8%	4%	
(g)	I have not seen weapons in this school.	118	38	13	12	4	185
		64%	21%	7%	6%	2%	
(h)	I have not seen students vaping in this school.	111	36	13	14	10	184
		60%	20%	7%	8%	5%	
(i)	I respect the teachers at this school.	113	63	3	0	4	183
		62%	34%	2%	0%	2%	
(j)	I feel that other students are friendly at this school.	56	80	27	12	7	182
		31%	44%	15%	7%	4%	
(k)	I believe my school holds students to a high standard of behavior.	55	83	21	10	9	178
		31%	47%	12%	6%	5%	

Lamar Consolidated ISD  
23-24 Student School Climate Survey

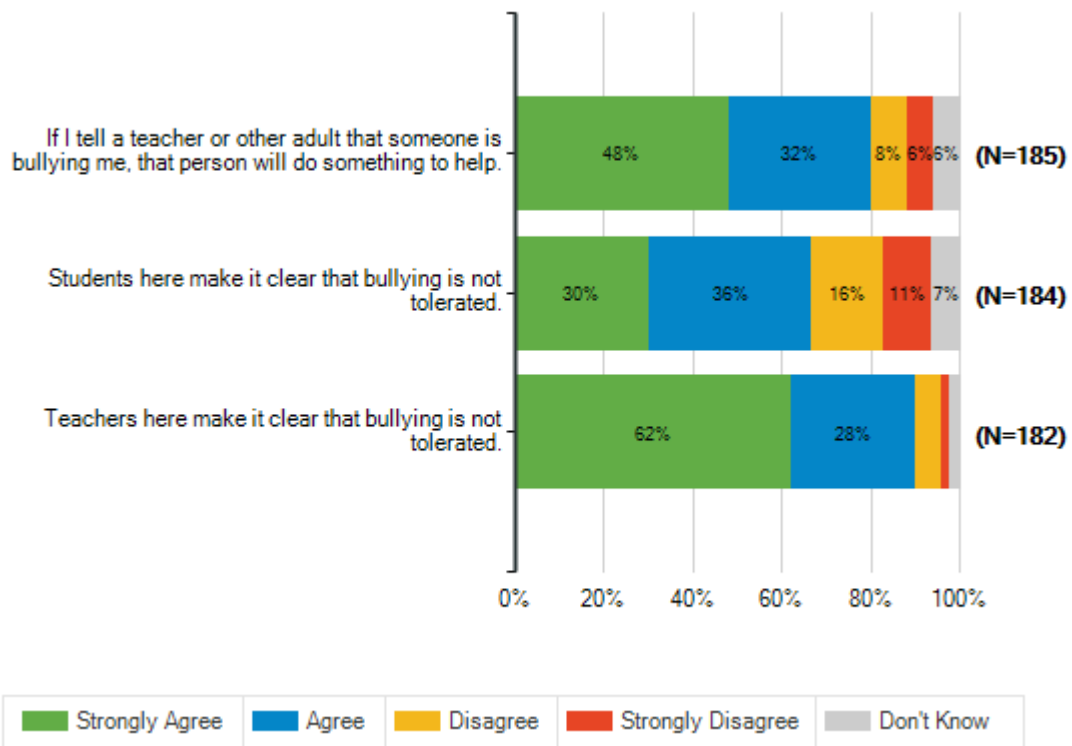


Lamar Consolidated ISD  
23-24 Student School Climate Survey

**Bullying**

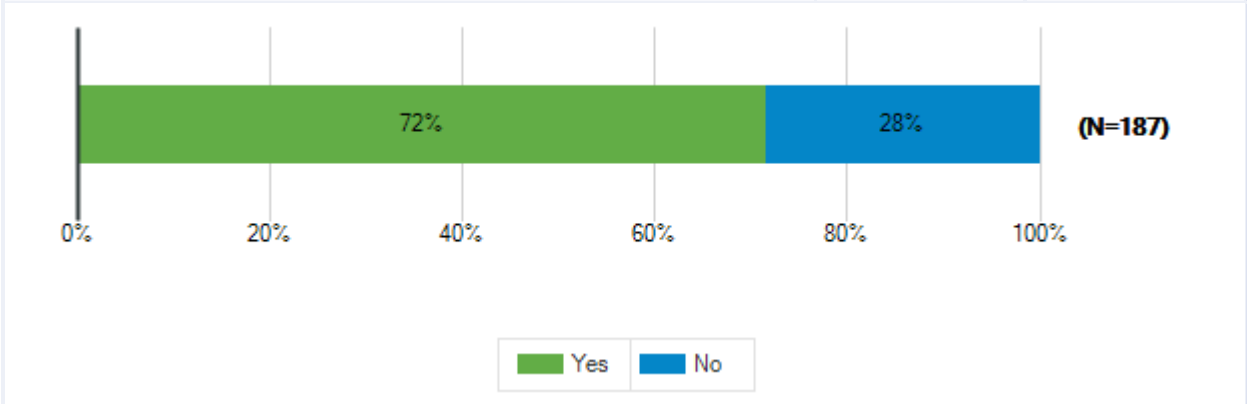
How strongly do you agree or disagree with each of the following statements?

		Strongly Agree	Agree	Disagree	Strongly Disagree	Don't Know	Total Responses
(a)	If I tell a teacher or other adult that someone is bullying me, that person will do something to help.	89	59	15	11	11	185
		48%	32%	8%	6%	6%	
(b)	Students here make it clear that bullying is not tolerated.	56	67	29	20	12	184
		30%	36%	16%	11%	7%	
(c)	Teachers here make it clear that bullying is not tolerated.	113	51	10	4	4	182
		62%	28%	5%	2%	2%	



Lamar Consolidated ISD  
23-24 Student School Climate Survey

Do you ride the school bus?		
Responses	Count	%
Yes	134	72%
No	53	28%
<b>Total Responses</b>	<b>187</b>	

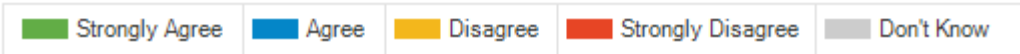
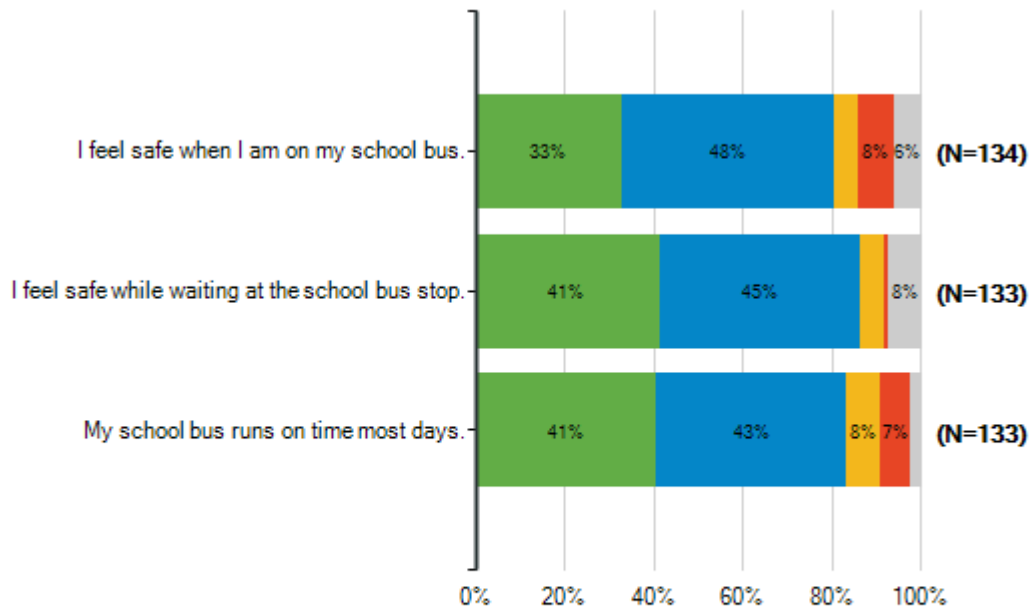




Lamar Consolidated ISD  
23-24 Student School Climate Survey

How strongly do you agree or disagree with each of the following statements?

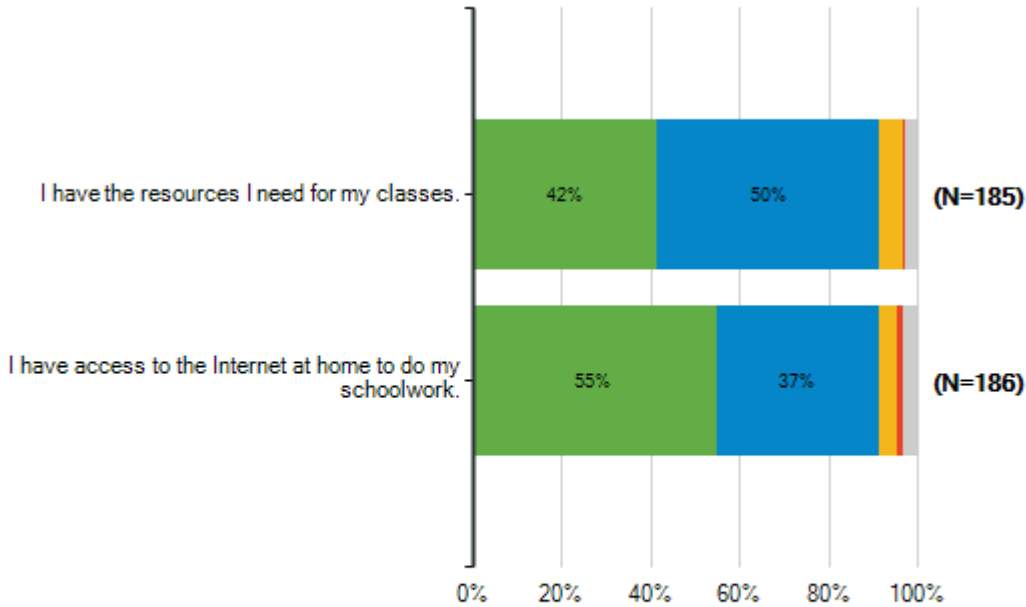
		Strongly Agree	Agree	Disagree	Strongly Disagree	Don't Know	Total Responses
(a)	I feel safe when I am on my school bus.	44	64	7	11	8	134
		33%	48%	5%	8%	6%	
(b)	I feel safe while waiting at the school bus stop.	55	60	7	1	10	133
		41%	45%	5%	1%	8%	
(c)	My school bus runs on time most days.	54	57	10	9	3	133
		41%	43%	8%	7%	2%	



Lamar Consolidated ISD  
 23-24 Student School Climate Survey

How strongly do you agree or disagree with each of the following statements?

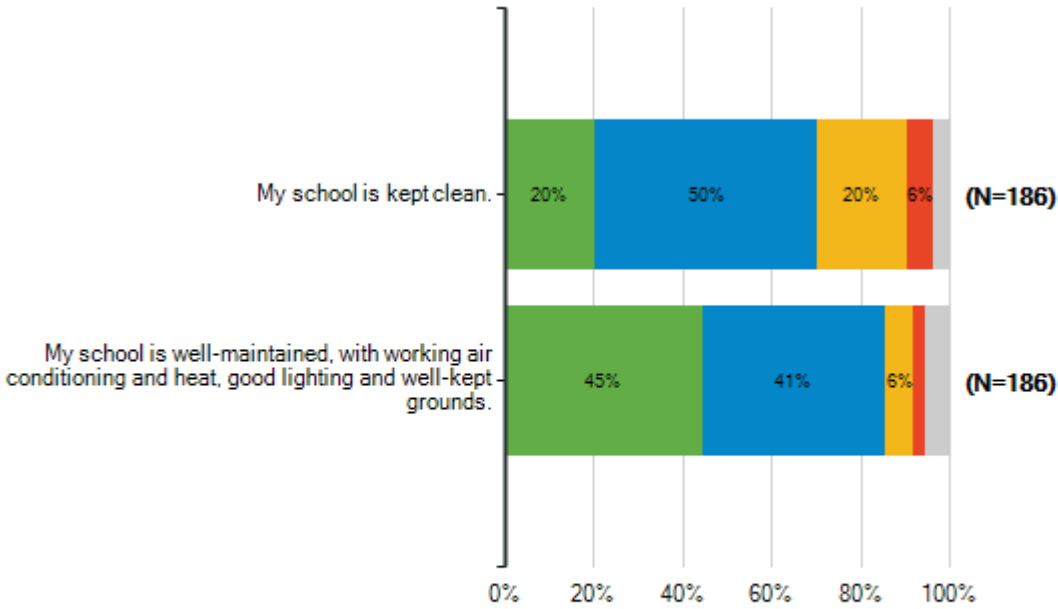
	Strongly Agree	Agree	Disagree	Strongly Disagree	Don't Know	Total Responses
(a) I have the resources I need for my classes.	77	92	10	1	5	185
	42%	50%	5%	1%	3%	
(b) I have access to the Internet at home to do my schoolwork.	102	68	7	3	6	186
	55%	37%	4%	2%	3%	



Lamar Consolidated ISD  
 23-24 Student School Climate Survey

How strongly do you agree or disagree with each of the following statements?

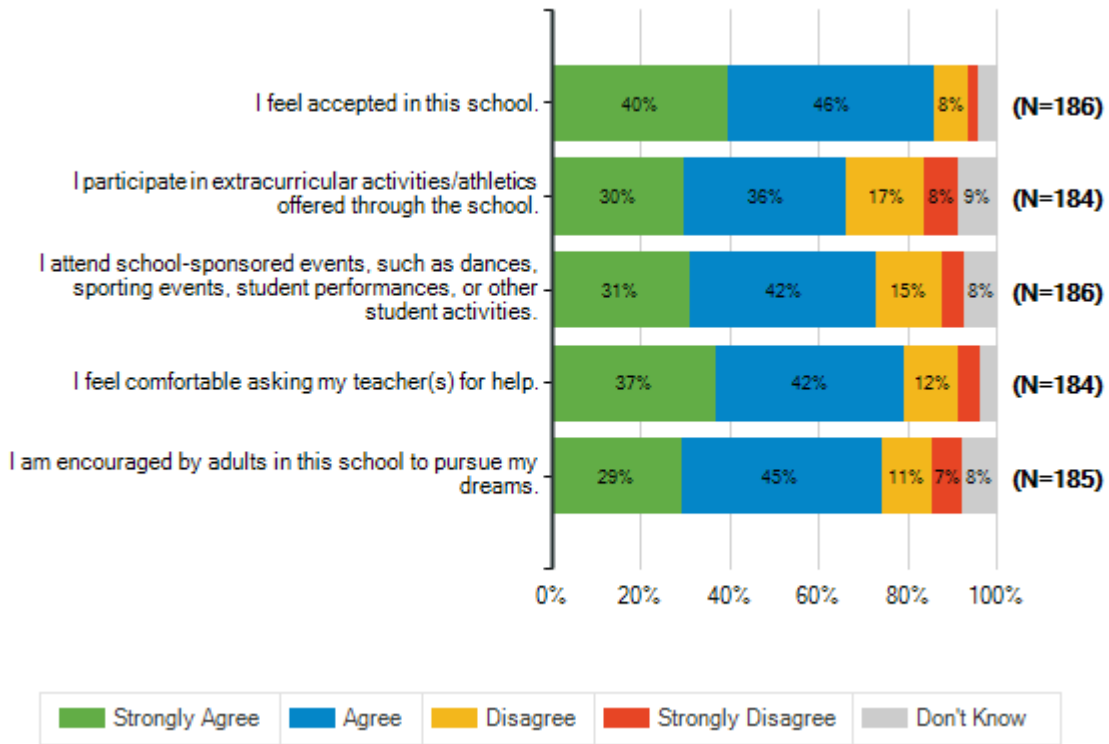
		Strongly Agree	Agree	Disagree	Strongly Disagree	Don't Know	Total Responses
(a)	My school is kept clean.	38	93	37	11	7	186
		20%	50%	20%	6%	4%	
(b)	My school is well-maintained, with working air conditioning and heat, good lighting and well-kept grounds.	83	76	12	5	10	186
		45%	41%	6%	3%	5%	



Lamar Consolidated ISD  
23-24 Student School Climate Survey

How strongly do you agree or disagree with each of the following statements?

	Strongly Agree	Agree	Disagree	Strongly Disagree	Don't Know	Total Responses
(a) I feel accepted in this school.	74	86	14	4	8	186
	40%	46%	8%	2%	4%	
(b) I participate in extracurricular activities/athletics offered through the school.	55	67	32	14	16	184
	30%	36%	17%	8%	9%	
(c) I attend school-sponsored events, such as dances, sporting events, student performances, or other student activities.	58	78	27	9	14	186
	31%	42%	15%	5%	8%	
(d) I feel comfortable asking my teacher(s) for help.	68	78	22	9	7	184
	37%	42%	12%	5%	4%	
(e) I am encouraged by adults in this school to pursue my dreams.	54	83	21	13	14	185
	29%	45%	11%	7%	8%	



Lamar Consolidated ISD  
23-24 Student School Climate Survey

How strongly do you agree or disagree with each of the following statements?

		Strongly Agree	Agree	Disagree	Strongly Disagree	Don't Know	Total Responses
(a)	School leaders and staff at my school are welcoming to families of all cultures.	104	56	2	0	23	185
		56%	30%	1%	0%	12%	
(b)	School leaders and staff at my school are welcoming to families of all economic backgrounds.	88	71	2	1	25	187
		47%	38%	1%	1%	13%	
(c)	School leaders and staff at my school are welcoming to families of all races/ethnicities.	106	59	2	1	17	185
		57%	32%	1%	1%	9%	
(d)	School leaders and staff at my school are welcoming to families of all religions.	106	59	3	0	18	186
		57%	32%	2%	0%	10%	
(e)	School leaders and staff at my school are welcoming to families who speak languages other than English.	96	59	4	3	23	185
		52%	32%	2%	2%	12%	

