



23-24 Student School Climate Survey

Survey Results

Leaman Junior High

Lamar Consolidated ISD
February 12 - March 4, 2024



Lamar Consolidated ISD
23-24 Student School Climate Survey

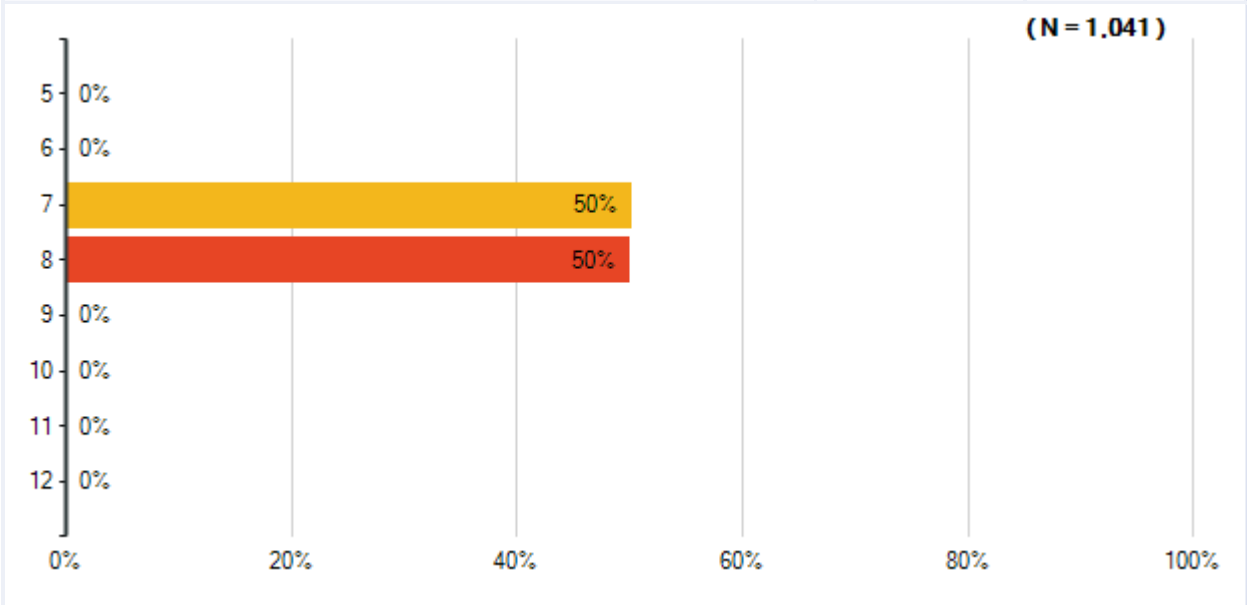
School Name	Count	%
Adolphus Elementary	0	0%
Alternative Learning Center	0	0%
Arredondo Elementary	0	0%
Austin Elementary	0	0%
Beasley Elementary	0	0%
Bentley Elementary	0	0%
Bowie Elementary	0	0%
Briscoe Junior High	0	0%
Campbell Elementary	0	0%
Carter Elementary	0	0%
Culver Elementary	0	0%
Dickinson Elementary	0	0%
Foster High School	0	0%
Frost Elementary	0	0%
Fulshear High School	0	0%
George Junior High	0	0%
George Ranch High School	0	0%
Gray Elementary	0	0%
Hubenak Elementary	0	0%
Huggins Elementary	0	0%
Hutchison Elementary	0	0%
Jackson Elementary	0	0%
Lamar Consolidated High School	0	0%
Lamar Junior High	0	0%
Leaman Junior High	0	0%
Lindsey Elementary	0	0%
Long Elementary	0	0%
McNeill Elementary	0	0%
Morgan Elementary	1,041	100%
Meyer Elementary	0	0%
Navarro Middle School	0	0%
Phelan Elementary	0	0%
Pink Elementary	0	0%
Randle High School	0	0%
Ray Elementary	0	0%
Reading Junior High	0	0%
Roberts Middle School	0	0%
Ryon Middle School	0	0%
Seguin ECC	0	0%

Lamar Consolidated ISD
23-24 Student School Climate Survey

Smith Elementary	0	0%
Tamarron Elementary	0	0%
Terry High School	0	0%
Thomas Elementary	0	0%
Travis Elementary	0	0%
Velasquez Elementary	0	0%
Wertheimer Middle School	0	0%
Wessendorff Middle School	0	0%
Williams Elementary	0	0%
Wright Junior High	0	0%
1621 Place	0	0%
Wertheimer Middle School 2	0	0%
Williams Elementary 2	0	0%
Wright Junior High 2	0	0%
Total Responses	1,041	

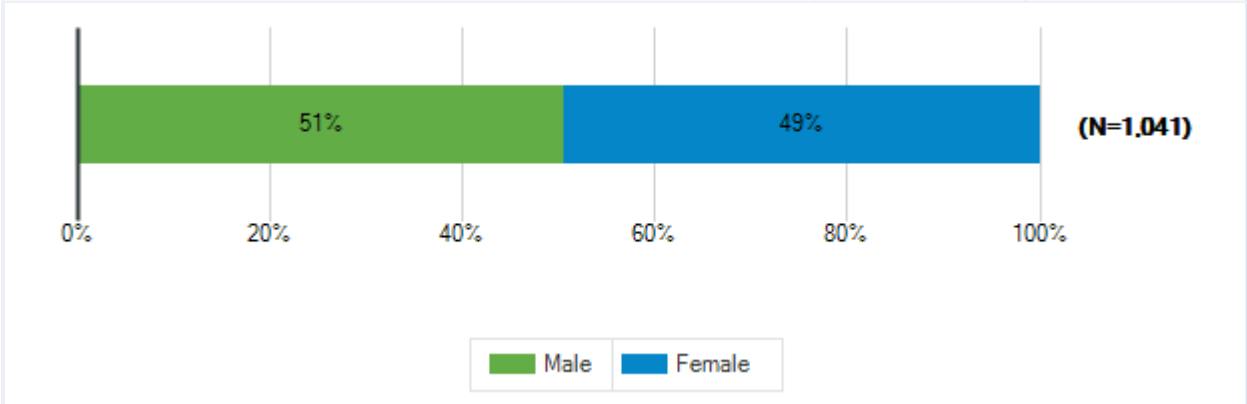
Lamar Consolidated ISD
 23-24 Student School Climate Survey

Grade Level (prepopulated, hidden)		
Responses	Count	%
5	0	0%
6	0	0%
7	521	50%
8	520	50%
9	0	0%
10	0	0%
11	0	0%
12	0	0%
Total Responses	1,041	



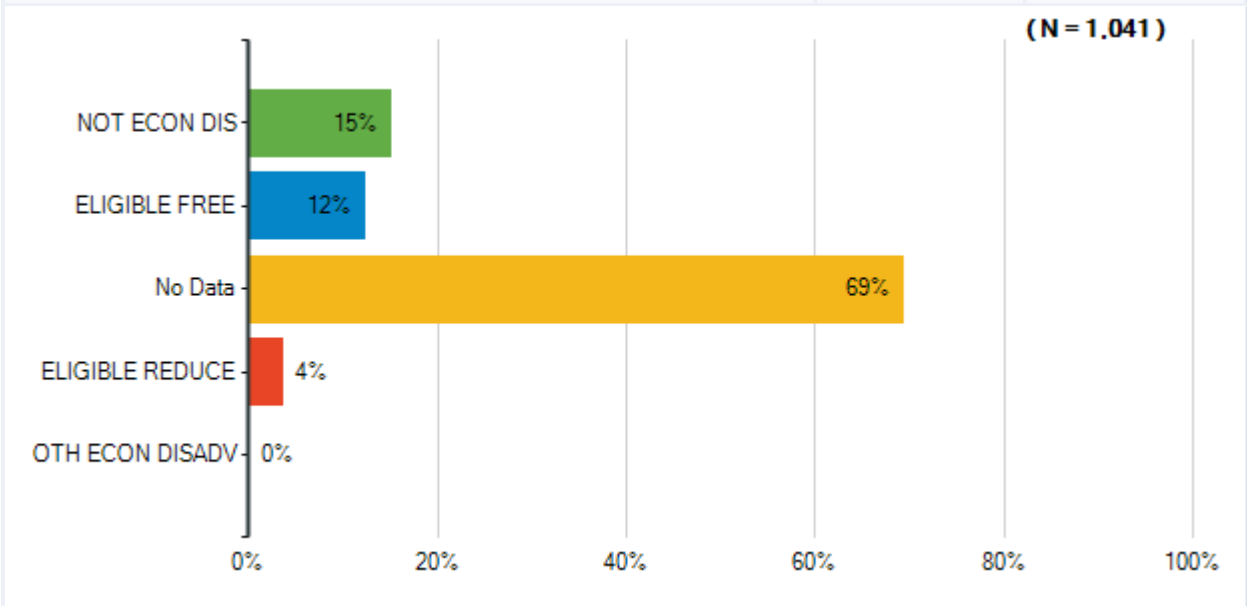
Lamar Consolidated ISD
23-24 Student School Climate Survey

Gender (prepopulated, hidden)		
Responses	Count	%
Male	527	51%
Female	514	49%
Total Responses	1,041	



Lamar Consolidated ISD
 23-24 Student School Climate Survey

Free or Reduced Price Meal Status		
Responses	Count	%
NOT ECON DIS	156	15%
ELIGIBLE FREE	127	12%
No Data	720	69%
ELIGIBLE REDUCE	38	4%
OTH ECON DISADV	0	0%
Total Responses	1,041	



Lamar Consolidated ISD
23-24 Student School Climate Survey

Language Spoken at Home		
Responses	Count	%
AFRIKAANS	2	0%
AKAN	0	0%
ALBANIAN, TOSK	0	0%
AMHARIC	0	0%
ARABIC	18	2%
BALINESE	0	0%
BENGALI	2	0%
BOSNIAN	0	0%
BURMESE	1	0%
CAMBODIAN	0	0%
CANTONESE	0	0%
CEBUANO	0	0%
CHAOCHOW/TEOCHIU	0	0%
CHINESE	0	0%
CROATIAN	0	0%
CROW	0	0%
CZECH	0	0%
DUTCH/FLEMISH	0	0%
EFIK	0	0%
ENGLISH	753	72%
ESKIMO	0	0%
ESTONIAN	0	0%
ETHIOPIC	0	0%
EWE	0	0%
FARSI	2	0%
FINNISH	0	0%
FRENCH	3	0%
FUKIEN/HOKKIEN	0	0%
GERMAN	1	0%
GUJARATI	2	0%
HAINANESE	0	0%
HAITIAN-CREOLE	0	0%
HAKKA	0	0%
HAUSA	0	0%
HEBREW	0	0%
HINDI	5	0%
HUNGARIAN	0	0%
IBO/IGBO	5	0%

Lamar Consolidated ISD
23-24 Student School Climate Survey

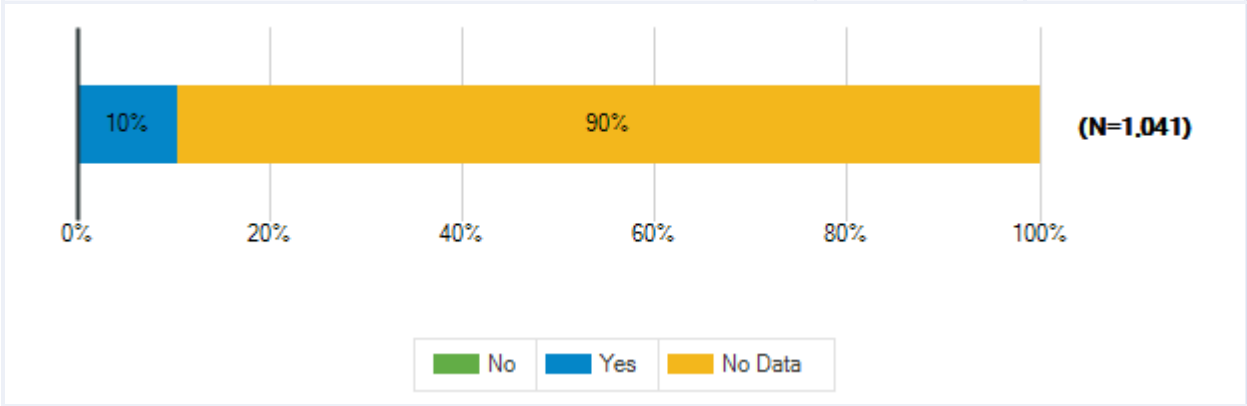
ILONGGO	0	0%
INDONESIAN	0	0%
ITALIAN	0	0%
JAPANESE	2	0%
KACHE	0	0%
KONKANI	1	0%
KOREAN	2	0%
KRIO	0	0%
KURDISH	0	0%
LAOTIAN	0	0%
LINGALA	0	0%
LITHUANIAN	0	0%
LUGANDA	0	0%
MALAY	0	0%
MALAYALAM	3	0%
MANDARIN	11	1%
MANDE	0	0%
MARATHI	1	0%
NATIVE AMERICAN LANGUAGES	0	0%
NEPALI	1	0%
NORWEGIAN	0	0%
No Data	0	0%
ORIYA	0	0%
OTHER LANGUAGES	5	0%
PANJABI	0	0%
PASHTO	0	0%
PILIPINO	0	0%
POLISH	1	0%
PORTUGUESE	3	0%
RUSSIAN	6	1%
SAMOAN	0	0%
SERBIAN	0	0%
SHANGHAI	0	0%
SHONA	0	0%
SIKKIMESE	0	0%
SINDHI	0	0%
SINHALESE	0	0%
SOMALI	0	0%
SOTHO	0	0%
SPANISH	175	17%
SWAHILI	1	0%

Lamar Consolidated ISD
23-24 Student School Climate Survey

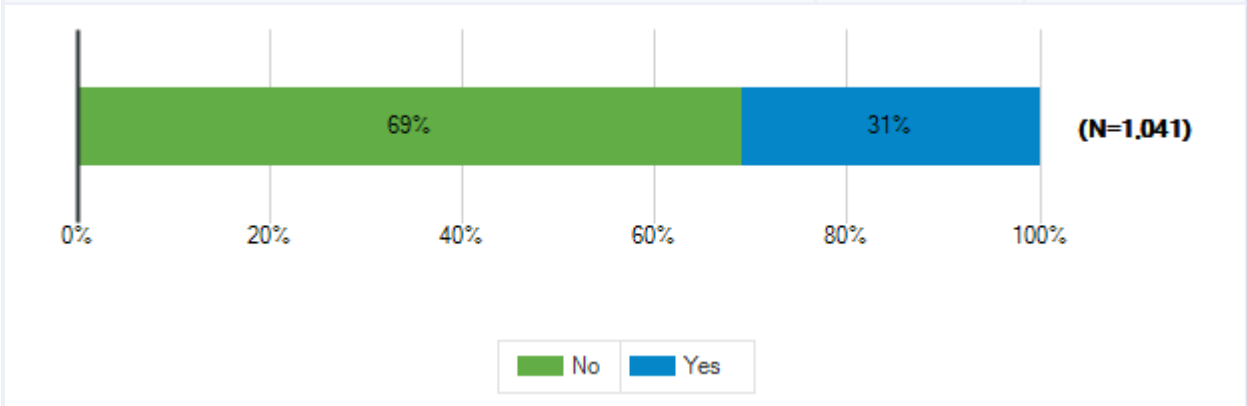
SWEDISH	0	0%
TAIWANESE/FORMOSAN/MIN NAN	0	0%
TAMIL	2	0%
TELUGU	1	0%
THAI	0	0%
TIBETAN	0	0%
TIGRINYA	0	0%
TIWA	0	0%
TURKISH	4	0%
UKRAINIAN	0	0%
URDU	1	0%
VIETNAMESE	20	2%
YORUBA	6	1%
Total Responses	1,040	

Lamar Consolidated ISD
 23-24 Student School Climate Survey

Special Education Status		
Responses	Count	%
No	0	0%
Yes	108	10%
No Data	933	90%
Total Responses	1,041	

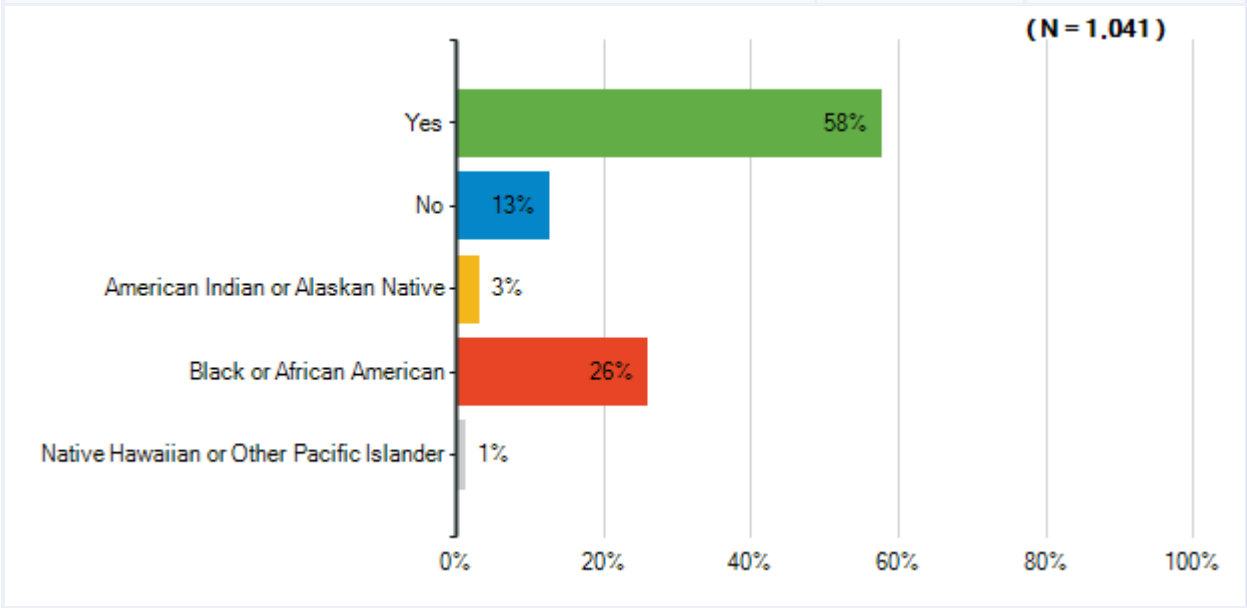


Hispanic/Latino		
Responses	Count	%
No	719	69%
Yes	322	31%
Total Responses	1,041	



Lamar Consolidated ISD
 23-24 Student School Climate Survey

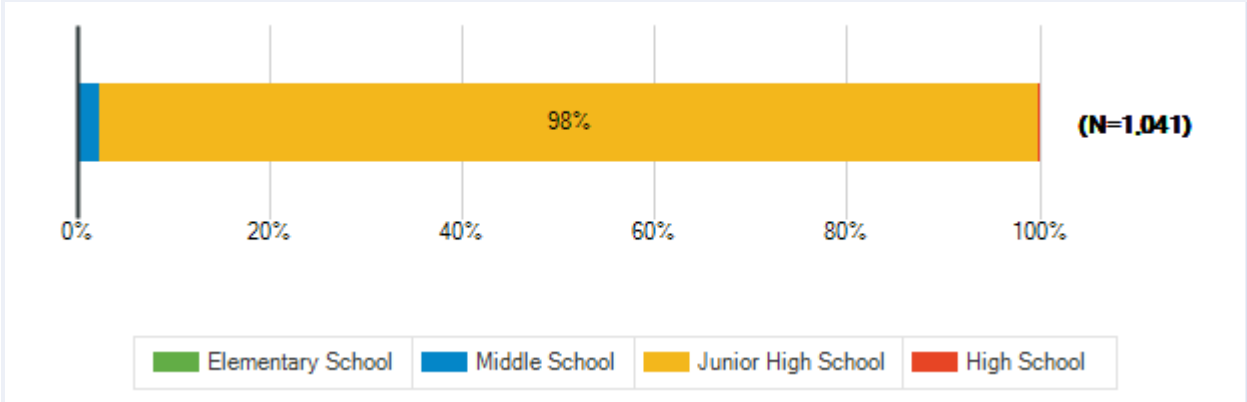
Race/Ethnicity		
Responses	Count	%
Yes	600	58%
No	131	13%
American Indian or Alaskan Native	31	3%
Black or African American	268	26%
Native Hawaiian or Other Pacific Islander	11	1%
Total Responses	1,041	



Lamar Consolidated ISD
23-24 Student School Climate Survey

Please select your school level.

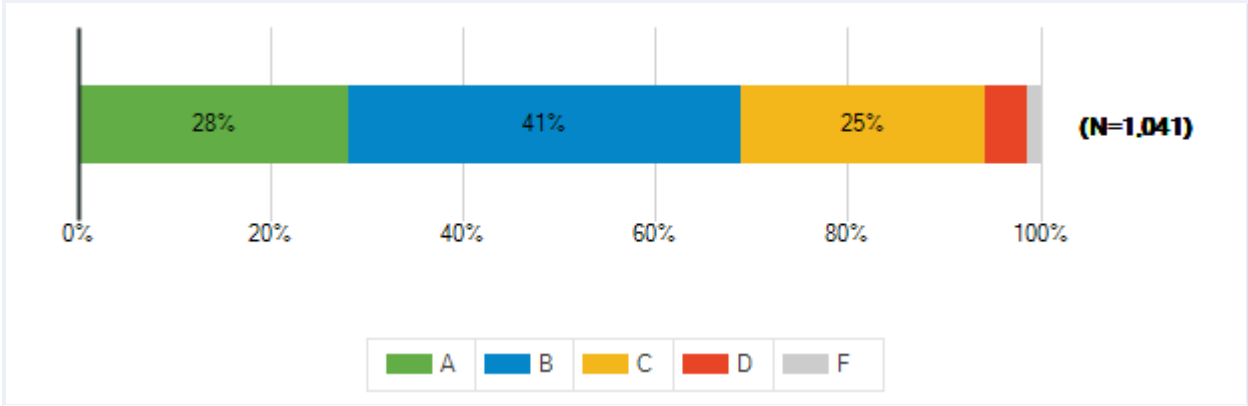
Responses	Count	%
Elementary School	2	0%
Middle School	22	2%
Junior High School	1,016	98%
High School	1	0%
Total Responses	1,041	



Lamar Consolidated ISD
 23-24 Student School Climate Survey

Students receive grades of A, B, C, D or F to report the quality of their work. What grade would you give the overall quality of the education at your school? On this scale, A represents outstanding, C is average and F is failing.

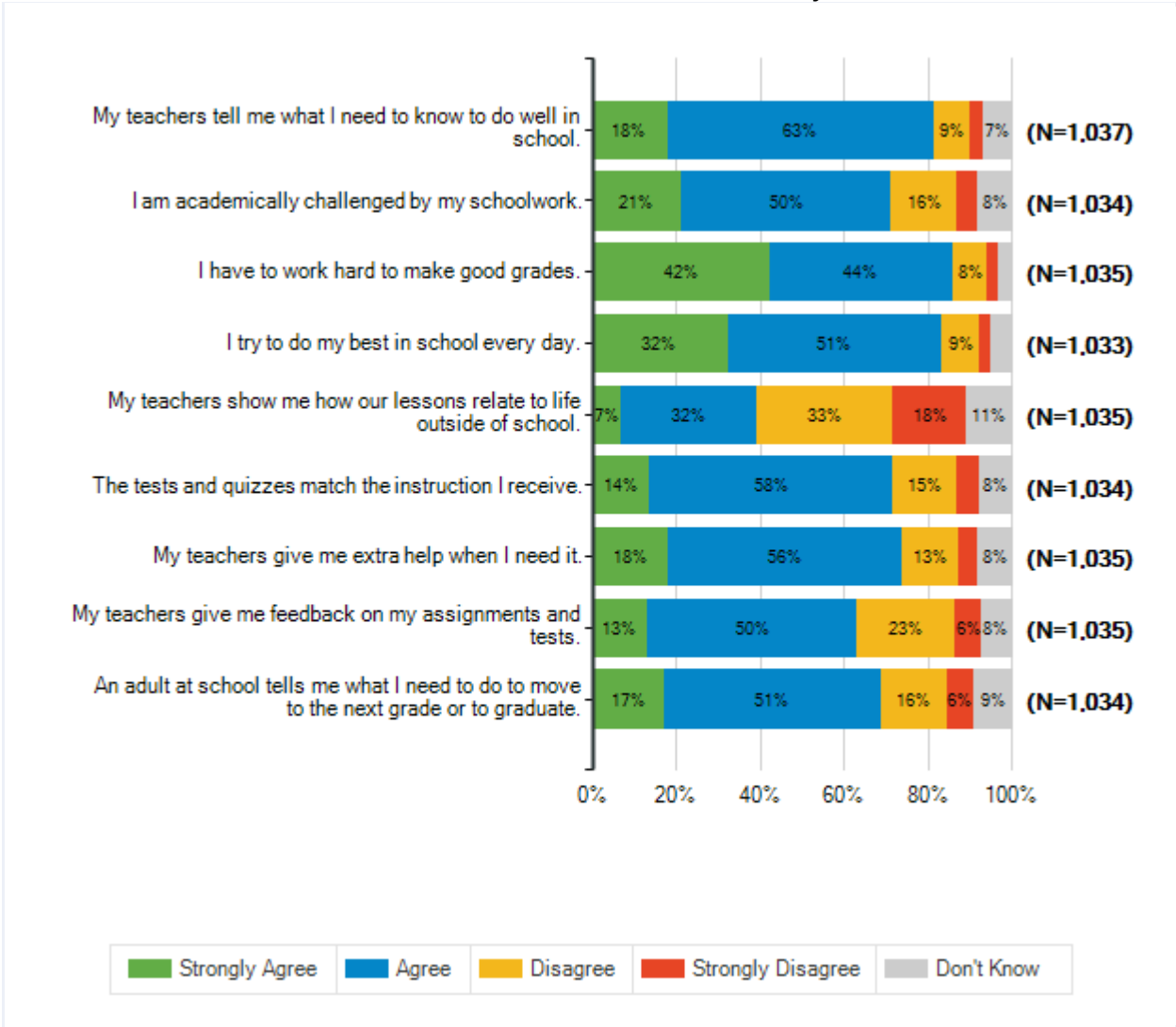
Responses	Count	%
A	293	28%
B	424	41%
C	264	25%
D	46	4%
F	14	1%
Total Responses	1,041	



Lamar Consolidated ISD
23-24 Student School Climate Survey

How strongly do you agree or disagree with each of the following statements?							
		Strongly Agree	Agree	Disagree	Strongly Disagree	Don't Know	Total Responses
(a)	My teachers tell me what I need to know to do well in school.	187	657	89	34	70	1,037
		18%	63%	9%	3%	7%	
(b)	I am academically challenged by my schoolwork.	222	514	163	50	85	1,034
		21%	50%	16%	5%	8%	
(c)	I have to work hard to make good grades.	438	453	80	28	36	1,035
		42%	44%	8%	3%	3%	
(d)	I try to do my best in school every day.	334	527	92	27	53	1,033
		32%	51%	9%	3%	5%	
(e)	My teachers show me how our lessons relate to life outside of school.	73	332	337	182	111	1,035
		7%	32%	33%	18%	11%	
(f)	The tests and quizzes match the instruction I receive.	142	599	158	54	81	1,034
		14%	58%	15%	5%	8%	
(g)	My teachers give me extra help when I need it.	188	576	138	48	85	1,035
		18%	56%	13%	5%	8%	
(h)	My teachers give me feedback on my assignments and tests.	139	514	243	61	78	1,035
		13%	50%	23%	6%	8%	
(i)	An adult at school tells me what I need to do to move to the next grade or to graduate.	179	531	164	64	96	1,034
		17%	51%	16%	6%	9%	

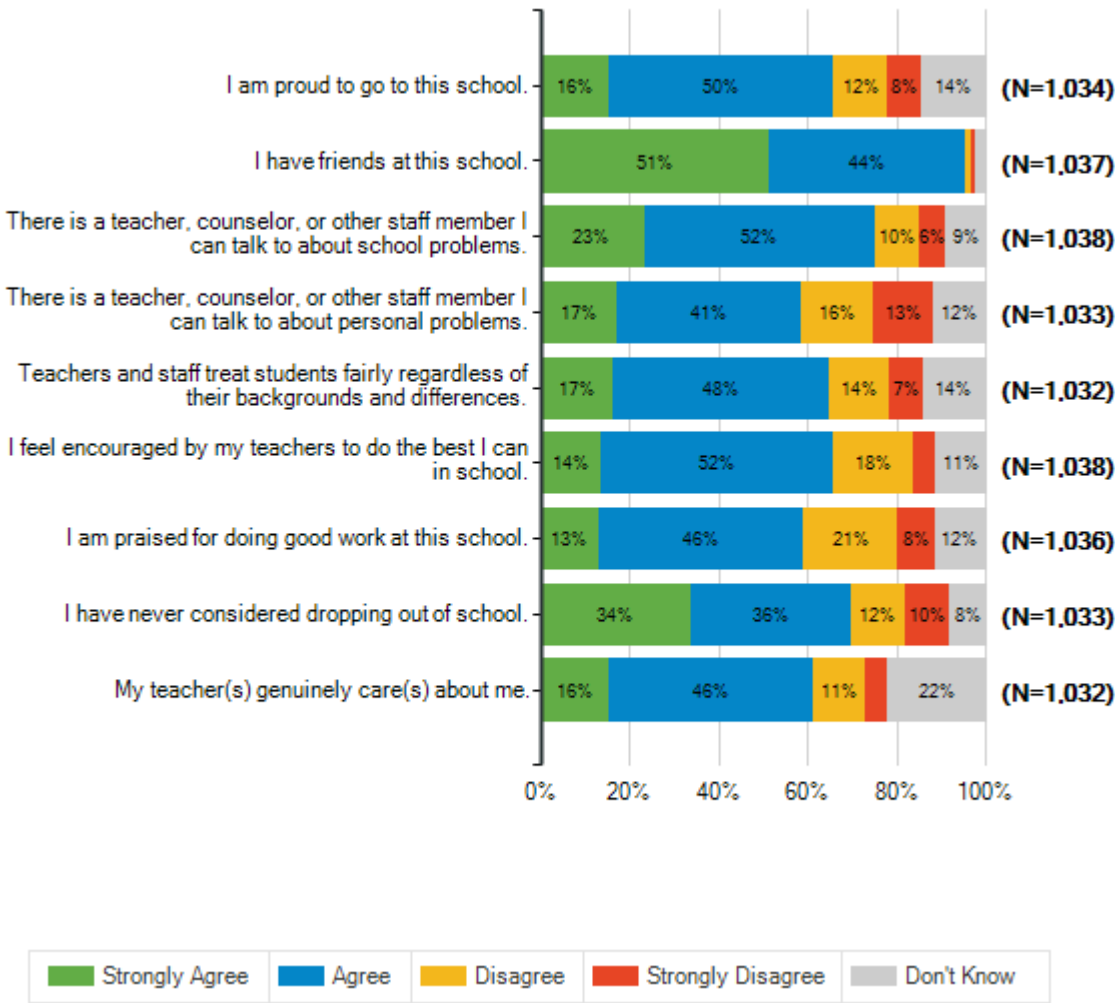
Lamar Consolidated ISD
23-24 Student School Climate Survey



Lamar Consolidated ISD
23-24 Student School Climate Survey

How strongly do you agree or disagree with each of the following statements?							
		Strongly Agree	Agree	Disagree	Strongly Disagree	Don't Know	Total Responses
(a)	I am proud to go to this school.	161	520	125	79	149	1,034
		16%	50%	12%	8%	14%	
(b)	I have friends at this school.	534	453	15	11	24	1,037
		51%	44%	1%	1%	2%	
(c)	There is a teacher, counselor, or other staff member I can talk to about school problems.	243	538	103	58	96	1,038
		23%	52%	10%	6%	9%	
(d)	There is a teacher, counselor, or other staff member I can talk to about personal problems.	178	425	168	138	124	1,033
		17%	41%	16%	13%	12%	
(e)	Teachers and staff treat students fairly regardless of their backgrounds and differences.	171	496	142	77	146	1,032
		17%	48%	14%	7%	14%	
(f)	I feel encouraged by my teachers to do the best I can in school.	142	541	185	52	118	1,038
		14%	52%	18%	5%	11%	
(g)	I am praised for doing good work at this school.	135	478	218	85	120	1,036
		13%	46%	21%	8%	12%	
(h)	I have never considered dropping out of school.	350	370	126	101	86	1,033
		34%	36%	12%	10%	8%	
(i)	My teacher(s) genuinely care(s) about me.	162	472	117	53	228	1,032
		16%	46%	11%	5%	22%	

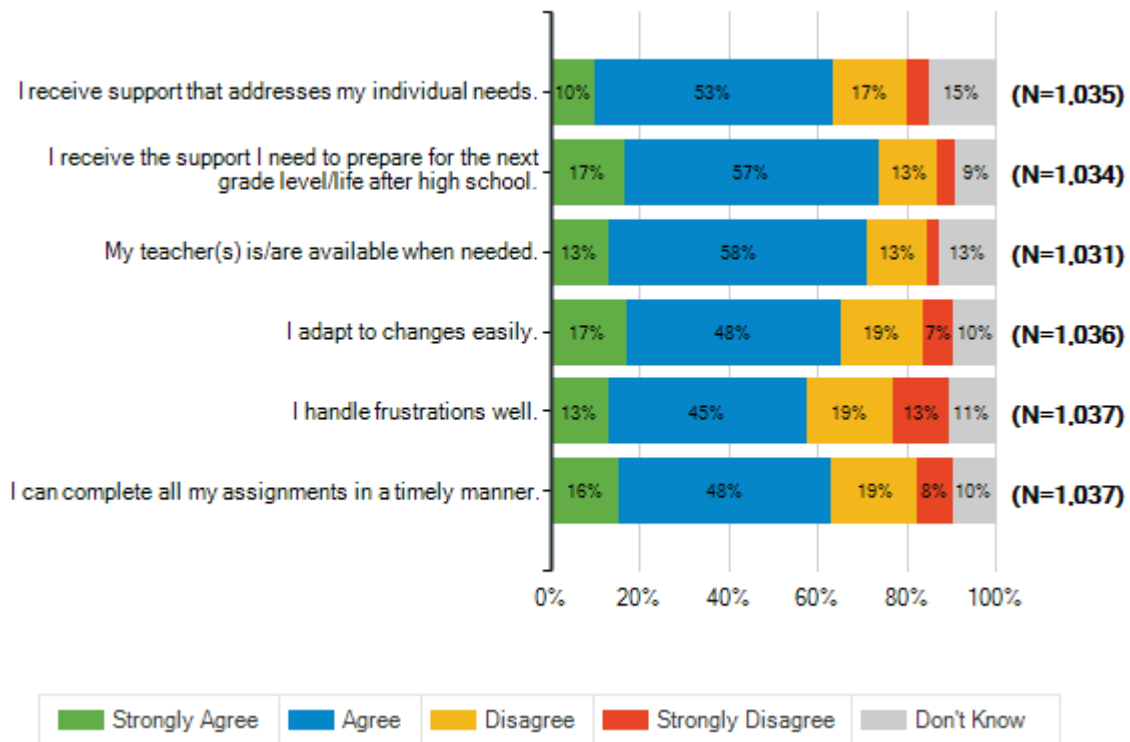
Lamar Consolidated ISD
 23-24 Student School Climate Survey



Lamar Consolidated ISD
23-24 Student School Climate Survey

How strongly do you agree or disagree with each of the following statements?

		Strongly Agree	Agree	Disagree	Strongly Disagree	Don't Know	Total Responses
(a) I receive support that addresses my individual needs.		105	551	175	48	156	1,035
		10%	53%	17%	5%	15%	
(b) I receive the support I need to prepare for the next grade level/life after high school.		172	593	134	42	93	1,034
		17%	57%	13%	4%	9%	
(c) My teacher(s) is/are available when needed.		137	597	136	30	131	1,031
		13%	58%	13%	3%	13%	
(d) I adapt to changes easily.		177	498	194	68	99	1,036
		17%	48%	19%	7%	10%	
(e) I handle frustrations well.		136	463	198	130	110	1,037
		13%	45%	19%	13%	11%	
(f) I can complete all my assignments in a timely manner.		161	494	199	82	101	1,037
		16%	48%	19%	8%	10%	



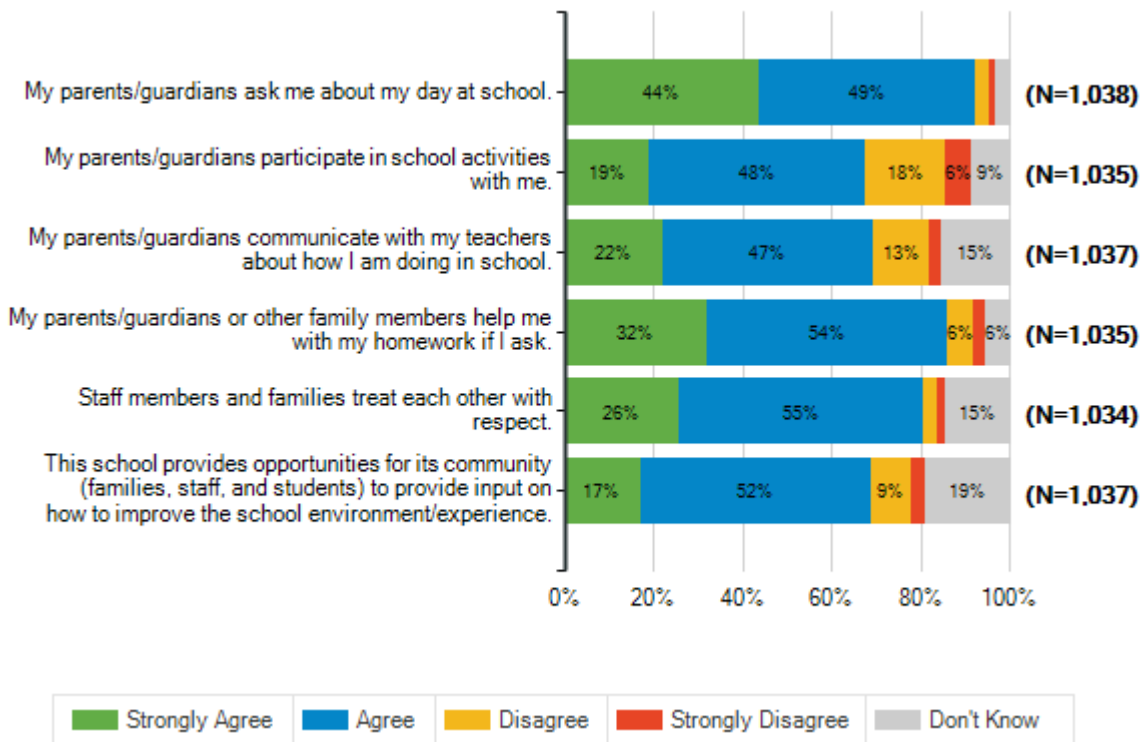
Lamar Consolidated ISD
23-24 Student School Climate Survey

How strongly do you agree or disagree with each of the following statements?							
		Strongly Agree	Agree	Disagree	Strongly Disagree	Don't Know	Total Responses
(a)	A principal, teacher, guidance counselor, or college & career facilitator has given me advice on how to apply for scholarships.	0	0	0	0	0	0
		0%	0%	0%	0%	0%	
(b)	A principal, teacher, guidance counselor, or college & career facilitator has given me advice on how to get into college or workforce development programs.	0	0	0	0	0	0
		0%	0%	0%	0%	0%	
(c)	A principal, teacher, guidance counselor, or college & career facilitator has explored post-high school career and education paths with me.	0	0	0	0	0	0
		0%	0%	0%	0%	0%	
There were no responses to this question.							

Lamar Consolidated ISD
23-24 Student School Climate Survey

How strongly do you agree or disagree with each of the following statements?

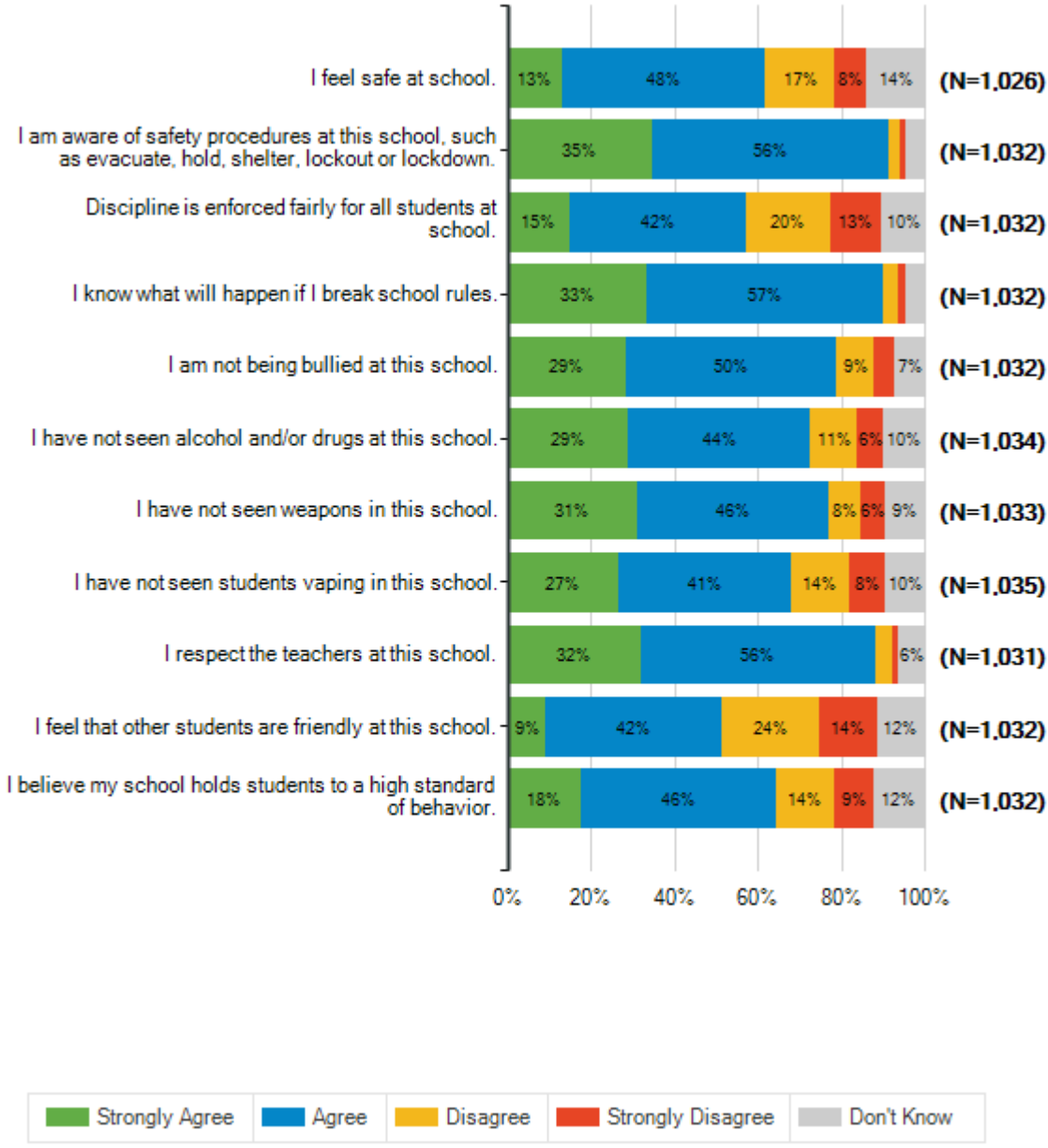
		Strongly Agree	Agree	Disagree	Strongly Disagree	Don't Know	Total Responses
(a)	My parents/guardians ask me about my day at school.	453	504	32	14	35	1,038
		44%	49%	3%	1%	3%	
(b)	My parents/guardians participate in school activities with me.	199	501	187	58	90	1,035
		19%	48%	18%	6%	9%	
(c)	My parents/guardians communicate with my teachers about how I am doing in school.	232	486	133	27	159	1,037
		22%	47%	13%	3%	15%	
(d)	My parents/guardians or other family members help me with my homework if I ask.	332	557	63	26	57	1,035
		32%	54%	6%	3%	6%	
(e)	Staff members and families treat each other with respect.	268	565	32	19	150	1,034
		26%	55%	3%	2%	15%	
(f)	This school provides opportunities for its community (families, staff, and students) to provide input on how to improve the school environment/experience.	177	536	94	32	198	1,037
		17%	52%	9%	3%	19%	



Lamar Consolidated ISD
23-24 Student School Climate Survey

Safety, Security, and Student Behavior							
How strongly do you agree or disagree with each of the following statements?							
		Strongly Agree	Agree	Disagree	Strongly Disagree	Don't Know	Total Responses
(a)	I feel safe at school.	138	495	172	79	142	1,026
		13%	48%	17%	8%	14%	
(b)	I am aware of safety procedures at this school, such as evacuate, hold, shelter, lockout or lockdown.	360	581	27	14	50	1,032
		35%	56%	3%	1%	5%	
(c)	Discipline is enforced fairly for all students at school.	154	435	208	129	106	1,032
		15%	42%	20%	13%	10%	
(d)	I know what will happen if I break school rules.	344	585	36	17	50	1,032
		33%	57%	3%	2%	5%	
(e)	I am not being bullied at this school.	295	518	92	53	74	1,032
		29%	50%	9%	5%	7%	
(f)	I have not seen alcohol and/or drugs at this school.	300	451	115	66	102	1,034
		29%	44%	11%	6%	10%	
(g)	I have not seen weapons in this school.	322	471	82	61	97	1,033
		31%	46%	8%	6%	9%	
(h)	I have not seen students vaping in this school.	276	427	146	87	99	1,035
		27%	41%	14%	8%	10%	
(i)	I respect the teachers at this school.	332	577	40	17	65	1,031
		32%	56%	4%	2%	6%	
(j)	I feel that other students are friendly at this school.	97	432	243	141	119	1,032
		9%	42%	24%	14%	12%	
(k)	I believe my school holds students to a high standard of behavior.	185	478	147	94	128	1,032
		18%	46%	14%	9%	12%	

Lamar Consolidated ISD
23-24 Student School Climate Survey

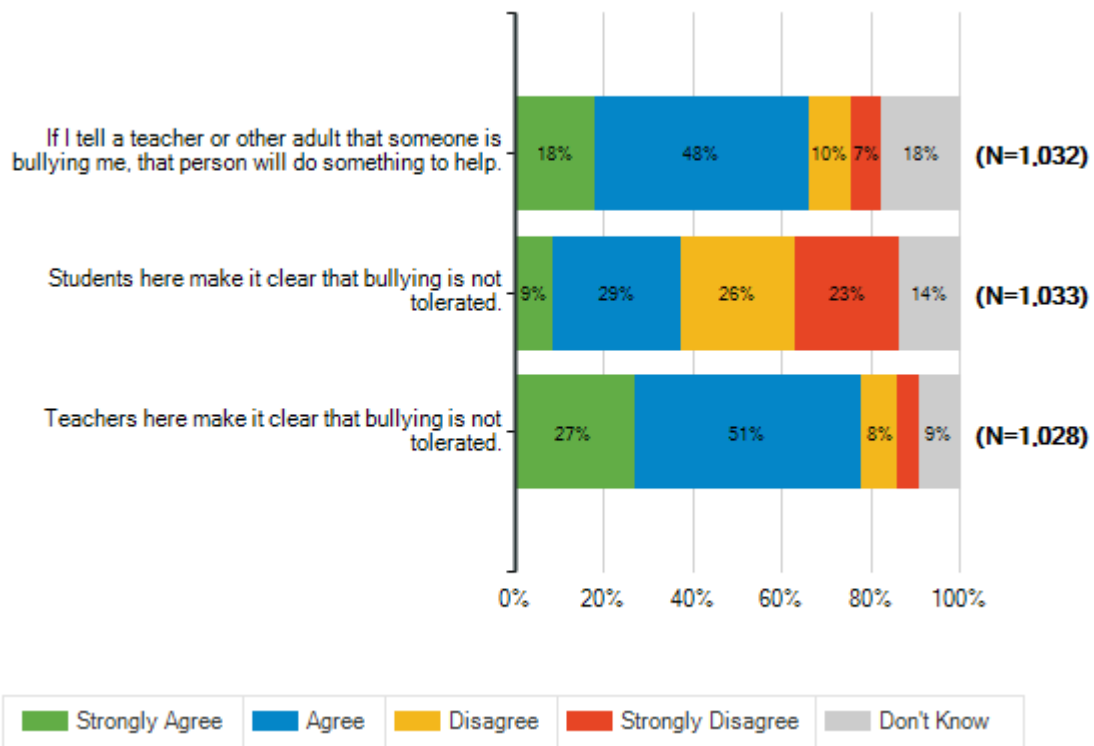


Lamar Consolidated ISD
23-24 Student School Climate Survey

Bullying

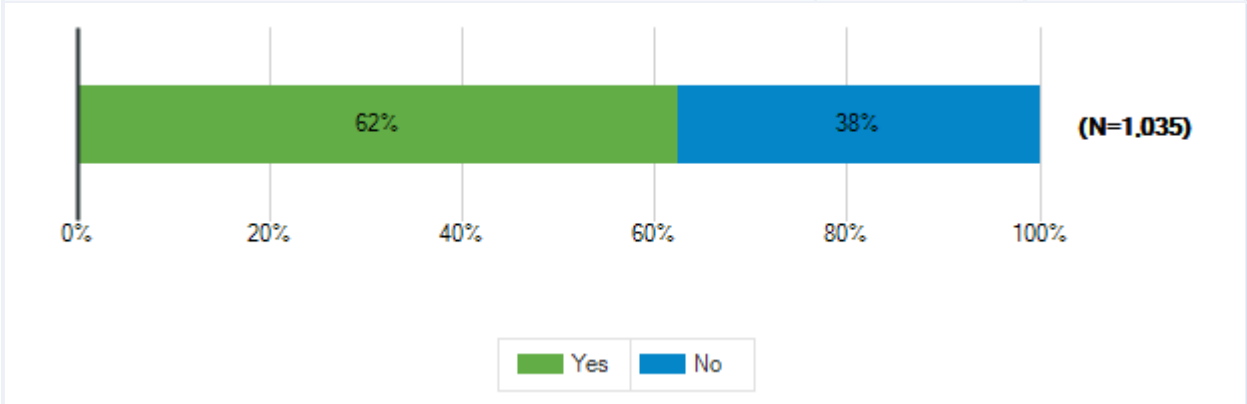
How strongly do you agree or disagree with each of the following statements?

		Strongly Agree	Agree	Disagree	Strongly Disagree	Don't Know	Total Responses
(a)	If I tell a teacher or other adult that someone is bullying me, that person will do something to help.	188	493	100	69	182	1,032
		18%	48%	10%	7%	18%	
(b)	Students here make it clear that bullying is not tolerated.	91	296	265	239	142	1,033
		9%	29%	26%	23%	14%	
(c)	Teachers here make it clear that bullying is not tolerated.	277	524	84	47	96	1,028
		27%	51%	8%	5%	9%	



Lamar Consolidated ISD
23-24 Student School Climate Survey

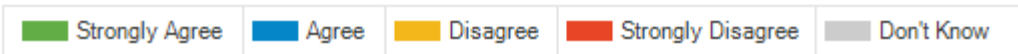
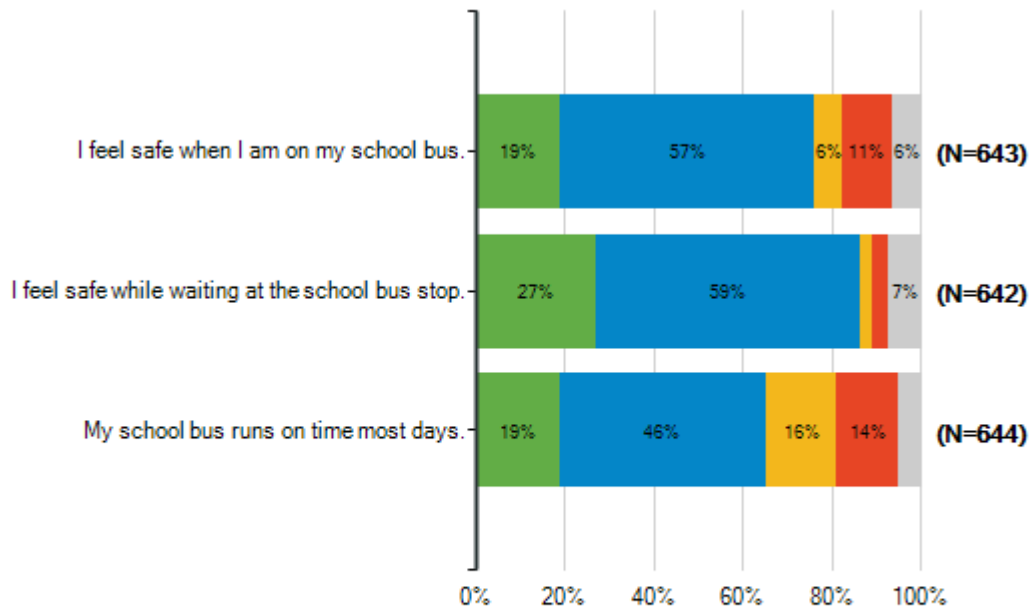
Do you ride the school bus?		
Responses	Count	%
Yes	646	62%
No	389	38%
Total Responses	1,035	



Lamar Consolidated ISD
23-24 Student School Climate Survey

How strongly do you agree or disagree with each of the following statements?

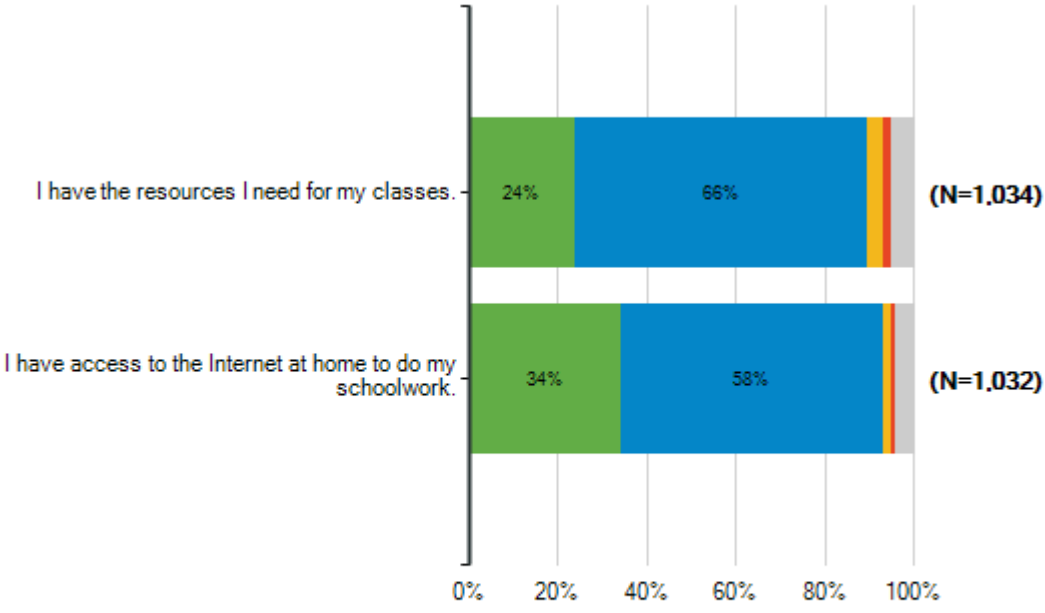
		Strongly Agree	Agree	Disagree	Strongly Disagree	Don't Know	Total Responses
(a)	I feel safe when I am on my school bus.	124	366	39	73	41	643
		19%	57%	6%	11%	6%	
(b)	I feel safe while waiting at the school bus stop.	175	380	17	24	46	642
		27%	59%	3%	4%	7%	
(c)	My school bus runs on time most days.	123	298	102	89	32	644
		19%	46%	16%	14%	5%	



Lamar Consolidated ISD
 23-24 Student School Climate Survey

How strongly do you agree or disagree with each of the following statements?

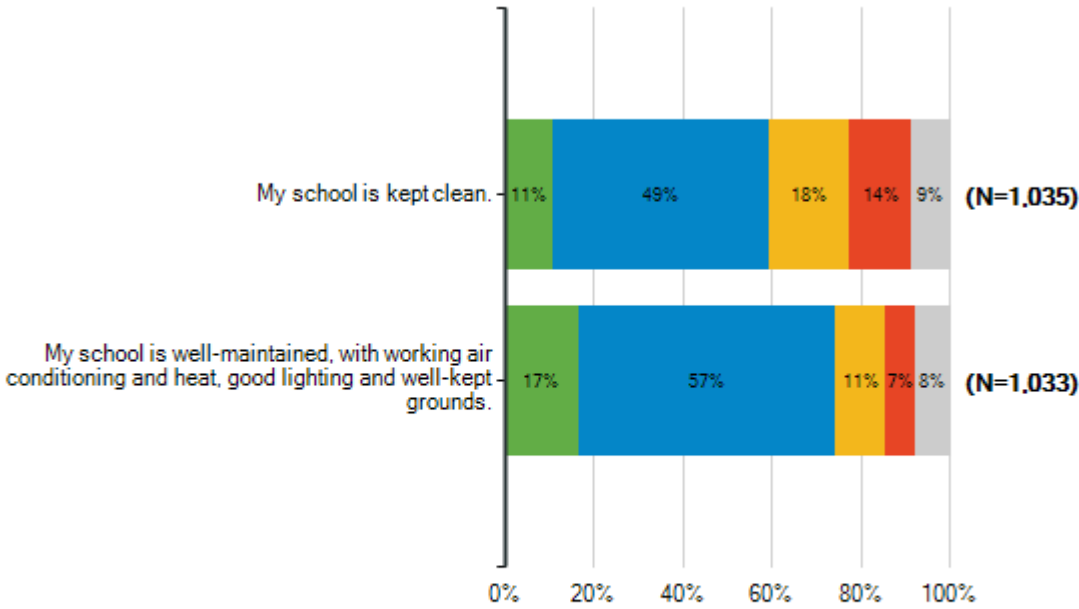
		Strongly Agree	Agree	Disagree	Strongly Disagree	Don't Know	Total Responses
(a)	I have the resources I need for my classes.	248	680	37	17	52	1,034
		24%	66%	4%	2%	5%	
(b)	I have access to the Internet at home to do my schoolwork.	356	603	19	12	42	1,032
		34%	58%	2%	1%	4%	



Lamar Consolidated ISD
 23-24 Student School Climate Survey

How strongly do you agree or disagree with each of the following statements?

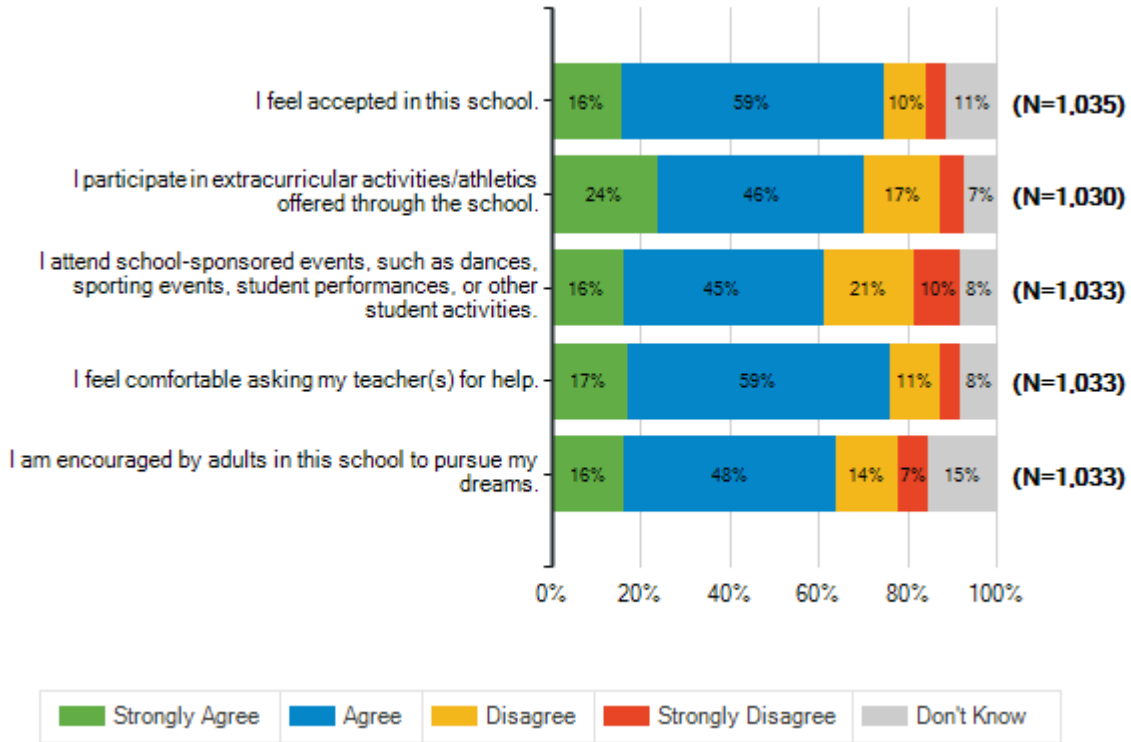
		Strongly Agree	Agree	Disagree	Strongly Disagree	Don't Know	Total Responses
(a)	My school is kept clean.	115	502	185	144	89	1,035
		11%	49%	18%	14%	9%	
(b)	My school is well-maintained, with working air conditioning and heat, good lighting and well-kept grounds.	176	593	114	70	80	1,033
		17%	57%	11%	7%	8%	



Lamar Consolidated ISD
23-24 Student School Climate Survey

How strongly do you agree or disagree with each of the following statements?

	Strongly Agree	Agree	Disagree	Strongly Disagree	Don't Know	Total Responses
(a) I feel accepted in this school.	165	608	100	44	118	1,035
	16%	59%	10%	4%	11%	
(b) I participate in extracurricular activities/athletics offered through the school.	248	476	175	55	76	1,030
	24%	46%	17%	5%	7%	
(c) I attend school-sponsored events, such as dances, sporting events, student performances, or other student activities.	167	464	212	107	83	1,033
	16%	45%	21%	10%	8%	
(d) I feel comfortable asking my teacher(s) for help.	177	609	116	44	87	1,033
	17%	59%	11%	4%	8%	
(e) I am encouraged by adults in this school to pursue my dreams.	170	492	140	72	159	1,033
	16%	48%	14%	7%	15%	



Lamar Consolidated ISD
23-24 Student School Climate Survey

How strongly do you agree or disagree with each of the following statements?

		Strongly Agree	Agree	Disagree	Strongly Disagree	Don't Know	Total Responses
(a)	School leaders and staff at my school are welcoming to families of all cultures.	241	555	47	29	160	1,032
		23%	54%	5%	3%	16%	
(b)	School leaders and staff at my school are welcoming to families of all economic backgrounds.	232	572	36	29	164	1,033
		22%	55%	3%	3%	16%	
(c)	School leaders and staff at my school are welcoming to families of all races/ethnicities.	249	578	38	30	138	1,033
		24%	56%	4%	3%	13%	
(d)	School leaders and staff at my school are welcoming to families of all religions.	248	593	30	23	139	1,033
		24%	57%	3%	2%	13%	
(e)	School leaders and staff at my school are welcoming to families who speak languages other than English.	260	582	27	32	135	1,036
		25%	56%	3%	3%	13%	

