



# 23-24 Student School Climate Survey

Survey Results

## **Frost Elementary**

Lamar Consolidated ISD  
February 12 - March 4, 2024



Lamar Consolidated ISD  
23-24 Student School Climate Survey

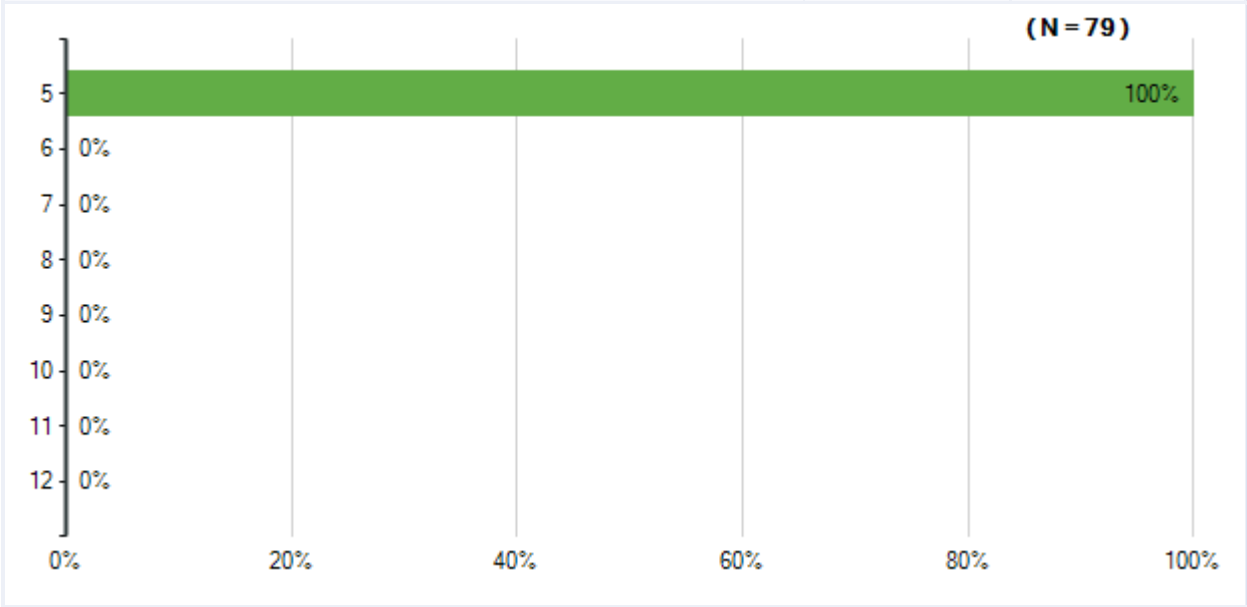
School Name	Count	%
Adolphus Elementary	0	0%
Alternative Learning Center	0	0%
Arredondo Elementary	0	0%
Austin Elementary	0	0%
Beasley Elementary	0	0%
Bentley Elementary	0	0%
Bowie Elementary	0	0%
Briscoe Junior High	0	0%
Campbell Elementary	0	0%
Carter Elementary	0	0%
Culver Elementary	0	0%
Dickinson Elementary	0	0%
Foster High School	0	0%
Frost Elementary	0	0%
Fulshear High School	0	0%
George Junior High	0	0%
George Ranch High School	79	100%
Gray Elementary	0	0%
Hubenak Elementary	0	0%
Huggins Elementary	0	0%
Hutchison Elementary	0	0%
Jackson Elementary	0	0%
Lamar Consolidated High School	0	0%
Lamar Junior High	0	0%
Leaman Junior High	0	0%
Lindsey Elementary	0	0%
Long Elementary	0	0%
McNeill Elementary	0	0%
Morgan Elementary	0	0%
Meyer Elementary	0	0%
Navarro Middle School	0	0%
Phelan Elementary	0	0%
Pink Elementary	0	0%
Randle High School	0	0%
Ray Elementary	0	0%
Reading Junior High	0	0%
Roberts Middle School	0	0%
Ryon Middle School	0	0%
Seguin ECC	0	0%

Lamar Consolidated ISD  
23-24 Student School Climate Survey

Smith Elementary	0	0%
Tamarron Elementary	0	0%
Terry High School	0	0%
Thomas Elementary	0	0%
Travis Elementary	0	0%
Velasquez Elementary	0	0%
Wertheimer Middle School	0	0%
Wessendorff Middle School	0	0%
Williams Elementary	0	0%
Wright Junior High	0	0%
1621 Place	0	0%
Wertheimer Middle School 2	0	0%
Williams Elementary 2	0	0%
Wright Junior High 2	0	0%
<b>Total Responses</b>	<b>79</b>	

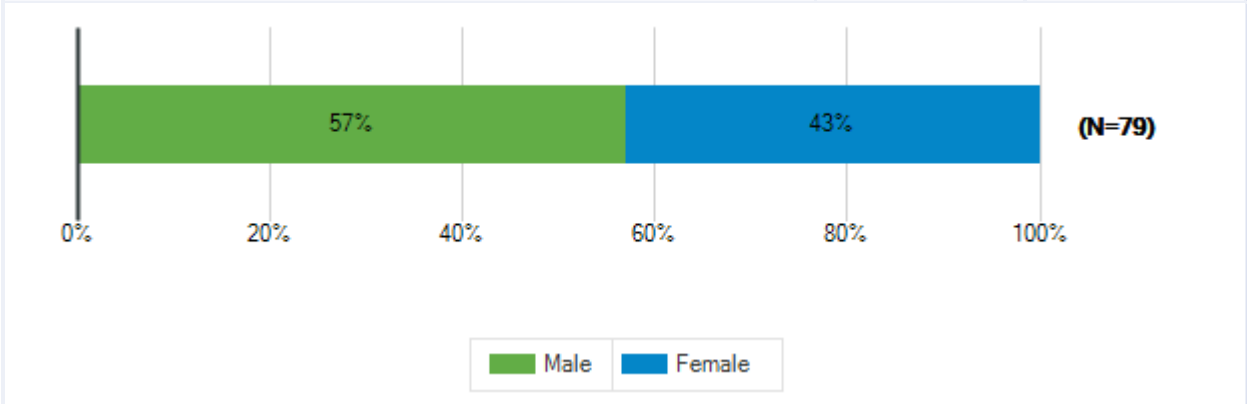
Lamar Consolidated ISD  
 23-24 Student School Climate Survey

Grade Level (prepopulated, hidden)		
Responses	Count	%
5	79	100%
6	0	0%
7	0	0%
8	0	0%
9	0	0%
10	0	0%
11	0	0%
12	0	0%
<b>Total Responses</b>	<b>79</b>	



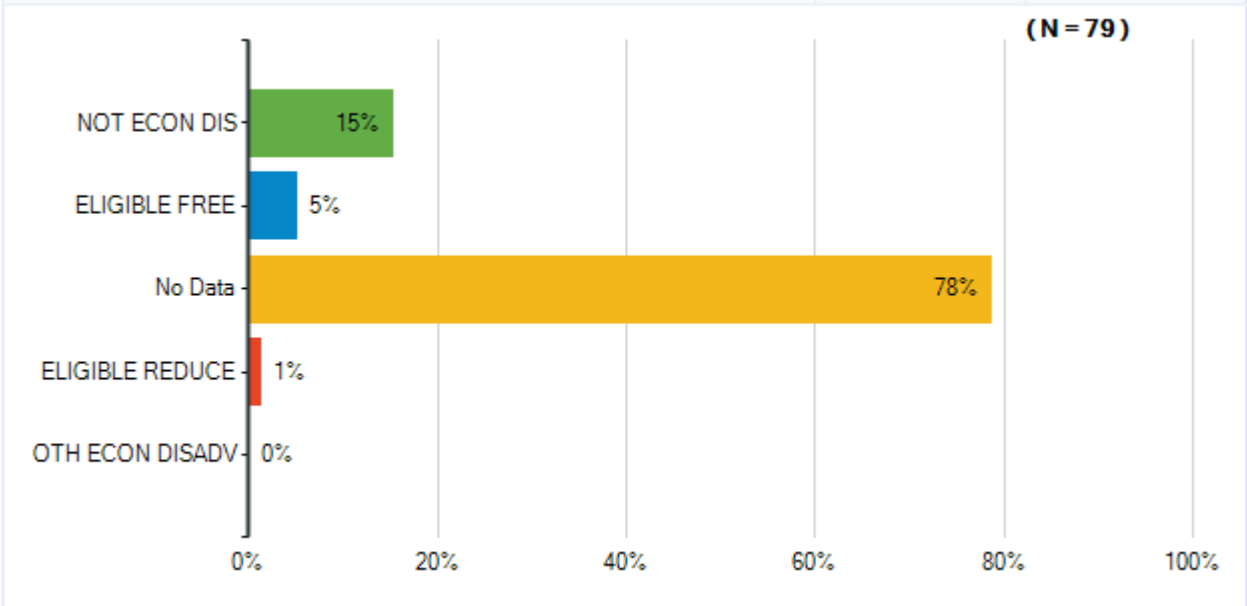
Lamar Consolidated ISD  
23-24 Student School Climate Survey

Gender (prepopulated, hidden)		
Responses	Count	%
Male	45	57%
Female	34	43%
<b>Total Responses</b>	<b>79</b>	



Lamar Consolidated ISD  
 23-24 Student School Climate Survey

Free or Reduced Price Meal Status		
Responses	Count	%
NOT ECON DIS	12	15%
ELIGIBLE FREE	4	5%
No Data	62	78%
ELIGIBLE REDUCE	1	1%
OTH ECON DISADV	0	0%
<b>Total Responses</b>	<b>79</b>	



Lamar Consolidated ISD  
23-24 Student School Climate Survey

Language Spoken at Home		
Responses	Count	%
AFRIKAANS	1	1%
AKAN	0	0%
ALBANIAN, TOSK	0	0%
AMHARIC	0	0%
ARABIC	1	1%
BALINESE	0	0%
BENGALI	0	0%
BOSNIAN	0	0%
BURMESE	0	0%
CAMBODIAN	0	0%
CANTONESE	0	0%
CEBUANO	0	0%
CHAOCHOW/TEOCHIU	0	0%
CHINESE	0	0%
CROATIAN	0	0%
CROW	0	0%
CZECH	0	0%
DUTCH/FLEMISH	0	0%
EFIK	0	0%
ENGLISH	70	89%
ESKIMO	0	0%
ESTONIAN	0	0%
ETHIOPIC	0	0%
EWE	0	0%
FARSI	0	0%
FINNISH	0	0%
FRENCH	0	0%
FUKIEN/HOKKIEN	0	0%
GERMAN	1	1%
GUJARATI	0	0%
HAINANESE	0	0%
HAITIAN-CREOLE	0	0%
HAKKA	0	0%
HAUSA	0	0%
HEBREW	0	0%
HINDI	0	0%
HUNGARIAN	0	0%
IBO/IGBO	0	0%

Lamar Consolidated ISD  
23-24 Student School Climate Survey

ILONGGO	0	0%
INDONESIAN	0	0%
ITALIAN	0	0%
JAPANESE	0	0%
KACHE	0	0%
KONKANI	0	0%
KOREAN	0	0%
KRIO	0	0%
KURDISH	0	0%
LAOTIAN	0	0%
LINGALA	0	0%
LITHUANIAN	0	0%
LUGANDA	0	0%
MALAY	0	0%
MALAYALAM	0	0%
MANDARIN	1	1%
MANDE	0	0%
MARATHI	0	0%
NATIVE AMERICAN LANGUAGES	0	0%
NEPALI	0	0%
NORWEGIAN	0	0%
No Data	0	0%
ORIYA	0	0%
OTHER LANGUAGES	0	0%
PANJABI	0	0%
PASHTO	0	0%
PILIPINO	0	0%
POLISH	0	0%
PORTUGUESE	0	0%
RUSSIAN	1	1%
SAMOAN	0	0%
SERBIAN	0	0%
SHANGHAI	0	0%
SHONA	0	0%
SIKKIMESE	0	0%
SINDHI	0	0%
SINHALESE	0	0%
SOMALI	0	0%
SOTHO	0	0%
SPANISH	2	3%
SWAHILI	0	0%

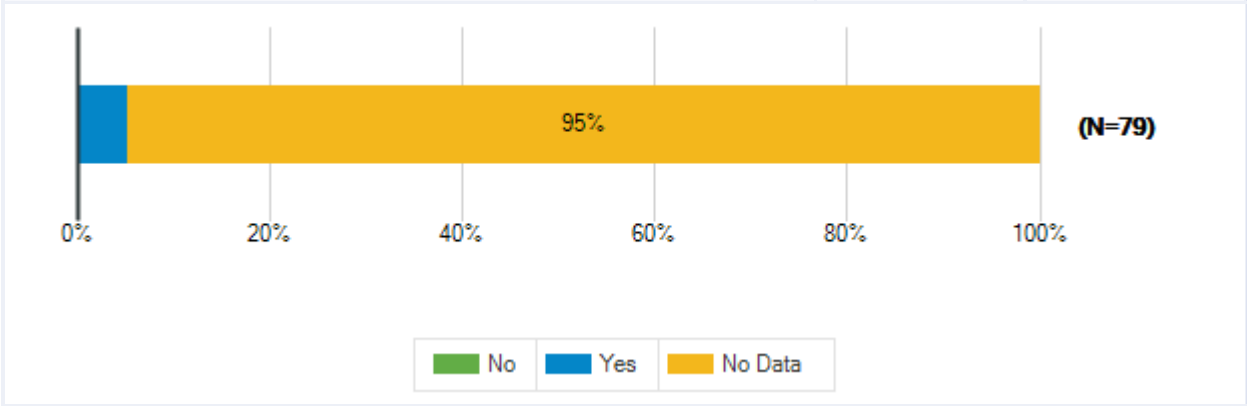


Lamar Consolidated ISD  
23-24 Student School Climate Survey

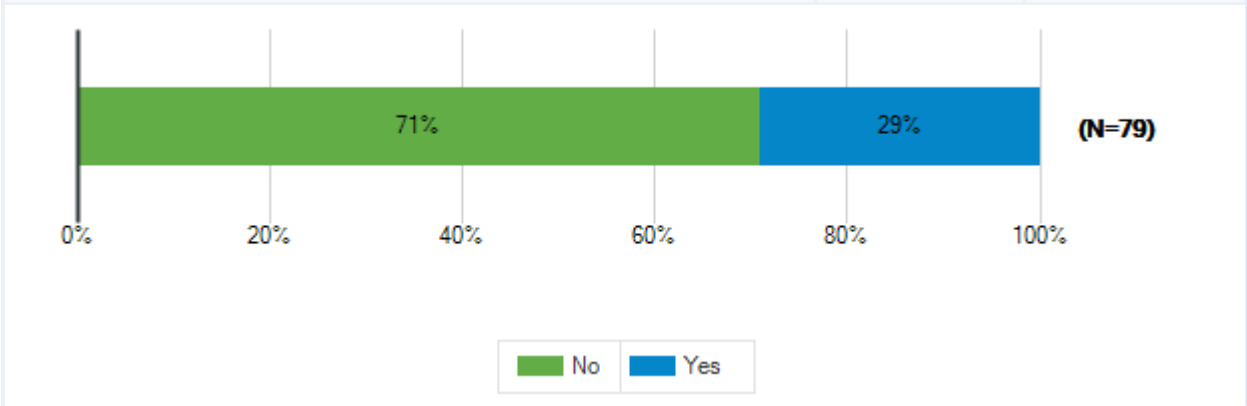
SWEDISH	0	0%
TAIWANESE/FORMOSAN/MIN NAN	0	0%
TAMIL	0	0%
TELUGU	0	0%
THAI	0	0%
TIBETAN	0	0%
TIGRINYA	0	0%
TIWA	0	0%
TURKISH	0	0%
UKRAINIAN	0	0%
URDU	1	1%
VIETNAMESE	0	0%
YORUBA	1	1%
<b>Total Responses</b>	<b>79</b>	

Lamar Consolidated ISD  
 23-24 Student School Climate Survey

Special Education Status		
Responses	Count	%
No	0	0%
Yes	4	5%
No Data	75	95%
<b>Total Responses</b>	<b>79</b>	

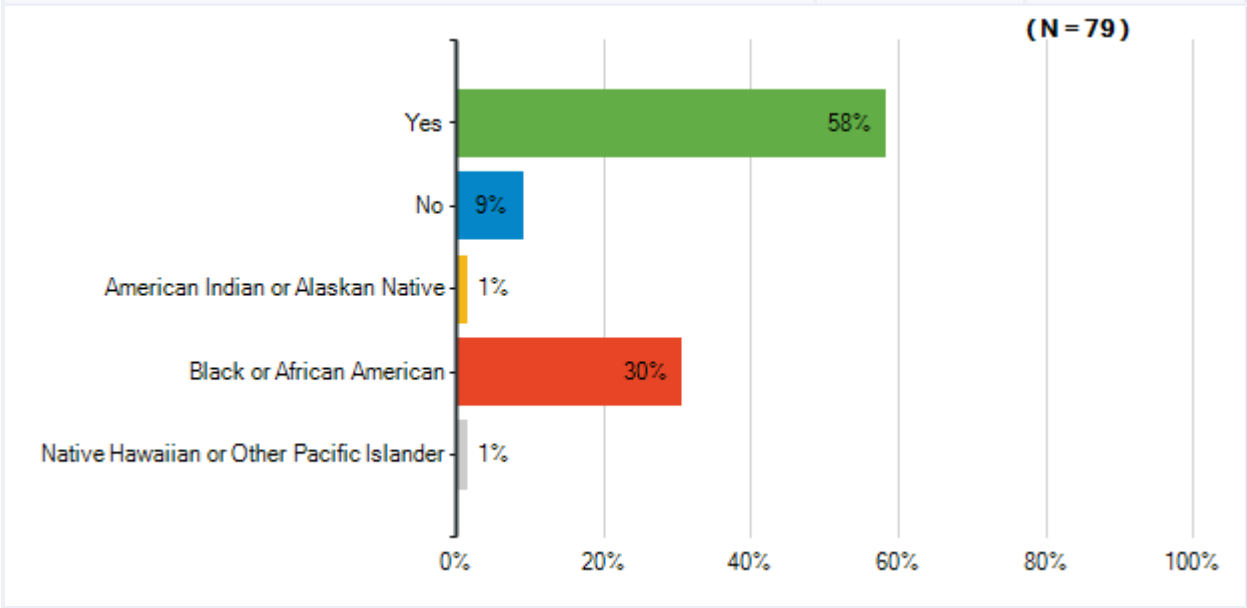


Hispanic/Latino		
Responses	Count	%
No	56	71%
Yes	23	29%
<b>Total Responses</b>	<b>79</b>	



Lamar Consolidated ISD  
 23-24 Student School Climate Survey

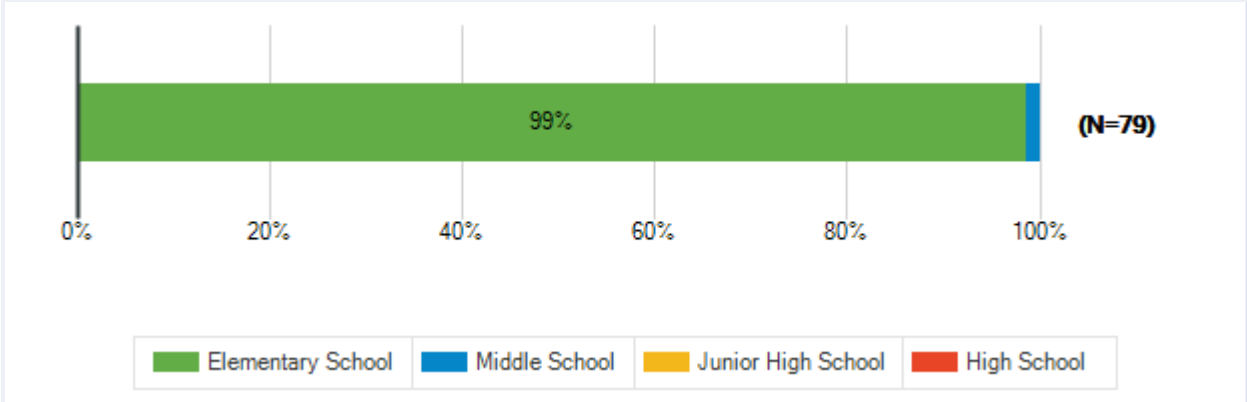
Race/Ethnicity		
Responses	Count	%
Yes	46	58%
No	7	9%
American Indian or Alaskan Native	1	1%
Black or African American	24	30%
Native Hawaiian or Other Pacific Islander	1	1%
<b>Total Responses</b>	<b>79</b>	



Lamar Consolidated ISD  
23-24 Student School Climate Survey

Please select your school level.

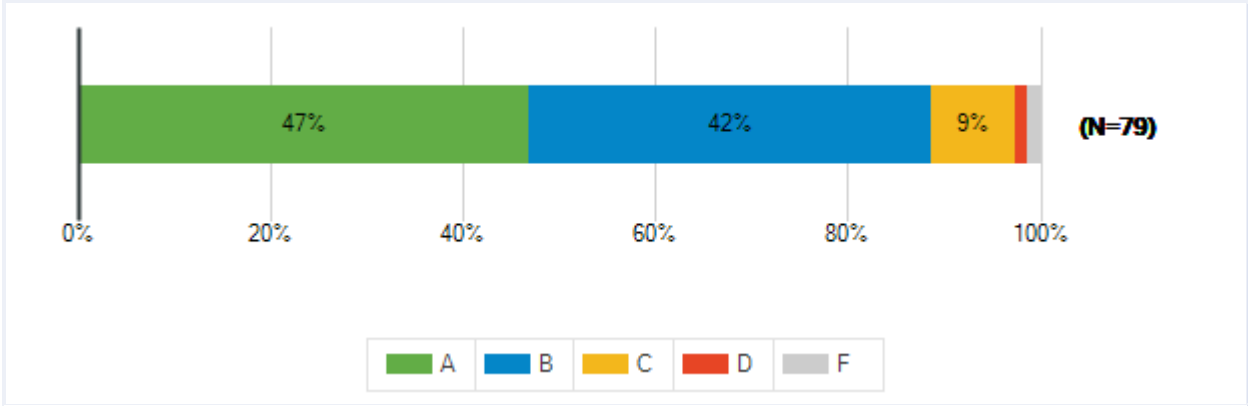
Responses	Count	%
Elementary School	78	99%
Middle School	1	1%
Junior High School	0	0%
High School	0	0%
<b>Total Responses</b>	<b>79</b>	



Lamar Consolidated ISD  
23-24 Student School Climate Survey

Students receive grades of A, B, C, D or F to report the quality of their work. What grade would you give the overall quality of the education at your school? On this scale, A represents outstanding, C is average and F is failing.

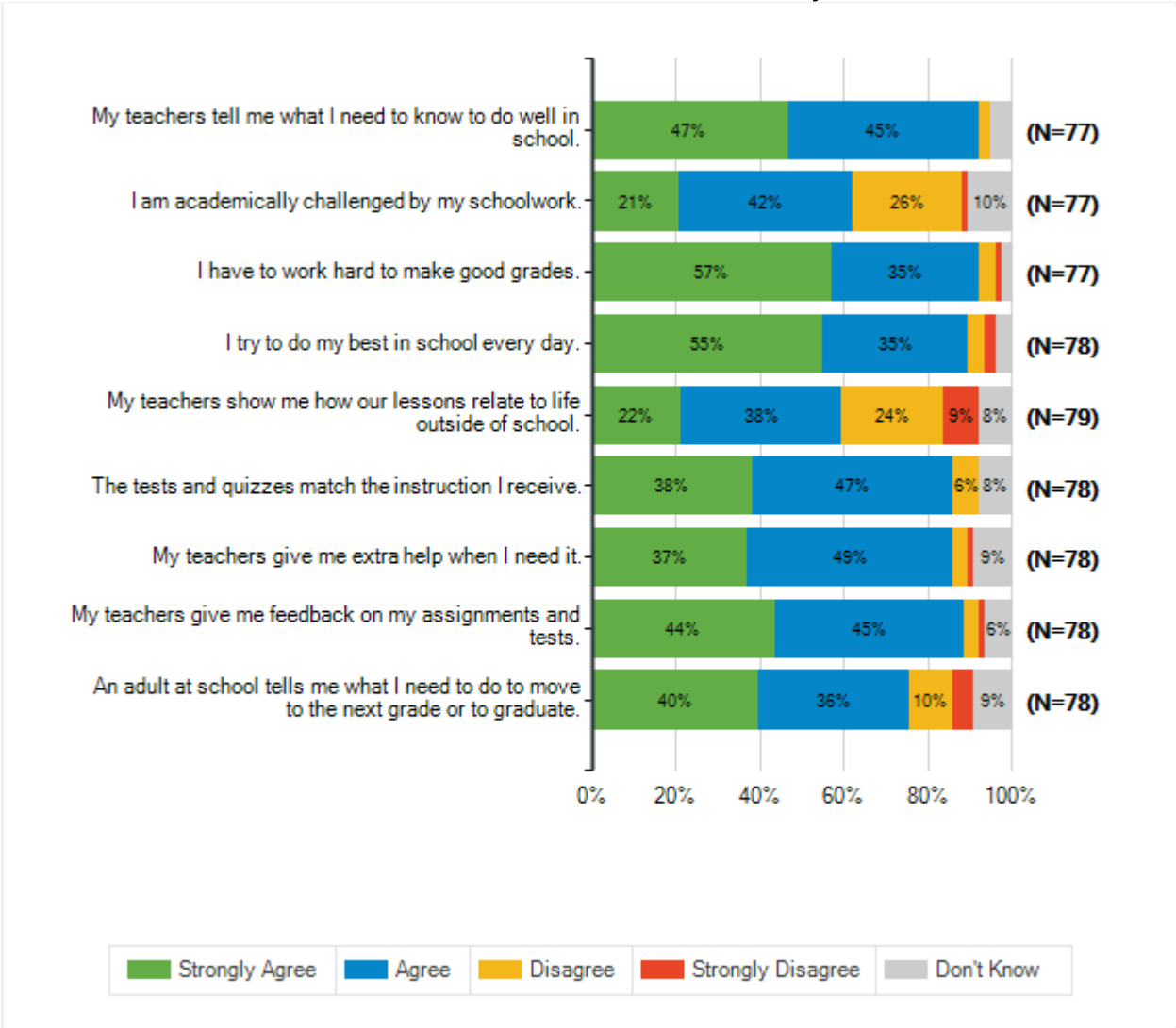
Responses	Count	%
A	37	47%
B	33	42%
C	7	9%
D	1	1%
F	1	1%
<b>Total Responses</b>	<b>79</b>	



Lamar Consolidated ISD  
23-24 Student School Climate Survey

How strongly do you agree or disagree with each of the following statements?							
		Strongly Agree	Agree	Disagree	Strongly Disagree	Don't Know	Total Responses
(a)	My teachers tell me what I need to know to do well in school.	36	35	2	0	4	77
		47%	45%	3%	0%	5%	
(b)	I am academically challenged by my schoolwork.	16	32	20	1	8	77
		21%	42%	26%	1%	10%	
(c)	I have to work hard to make good grades.	44	27	3	1	2	77
		57%	35%	4%	1%	3%	
(d)	I try to do my best in school every day.	43	27	3	2	3	78
		55%	35%	4%	3%	4%	
(e)	My teachers show me how our lessons relate to life outside of school.	17	30	19	7	6	79
		22%	38%	24%	9%	8%	
(f)	The tests and quizzes match the instruction I receive.	30	37	5	0	6	78
		38%	47%	6%	0%	8%	
(g)	My teachers give me extra help when I need it.	29	38	3	1	7	78
		37%	49%	4%	1%	9%	
(h)	My teachers give me feedback on my assignments and tests.	34	35	3	1	5	78
		44%	45%	4%	1%	6%	
(i)	An adult at school tells me what I need to do to move to the next grade or to graduate.	31	28	8	4	7	78
		40%	36%	10%	5%	9%	

Lamar Consolidated ISD  
 23-24 Student School Climate Survey

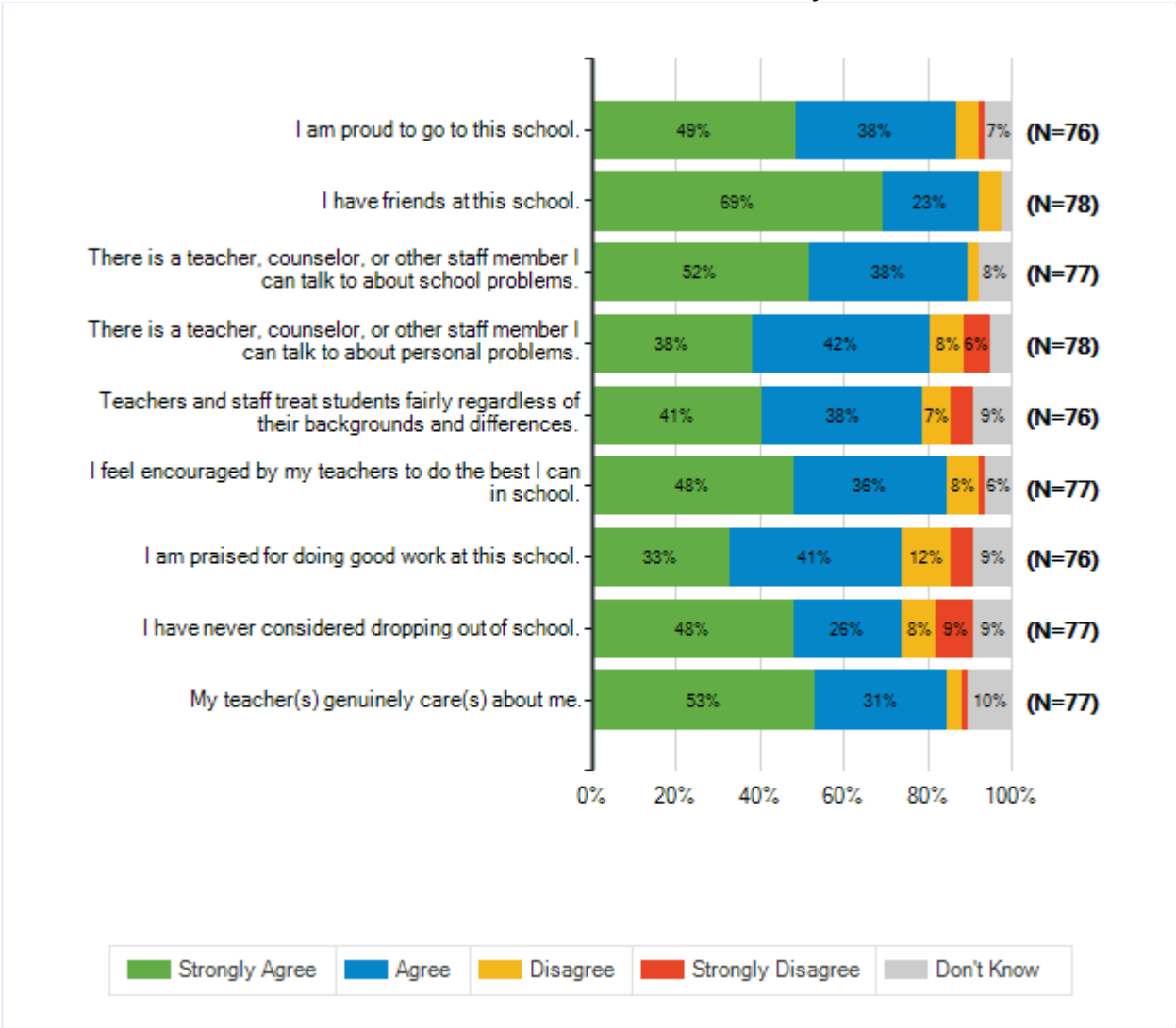


Lamar Consolidated ISD  
23-24 Student School Climate Survey

How strongly do you agree or disagree with each of the following statements?							
		Strongly Agree	Agree	Disagree	Strongly Disagree	Don't Know	Total Responses
(a)	I am proud to go to this school.	37	29	4	1	5	76
		49%	38%	5%	1%	7%	
(b)	I have friends at this school.	54	18	4	0	2	78
		69%	23%	5%	0%	3%	
(c)	There is a teacher, counselor, or other staff member I can talk to about school problems.	40	29	2	0	6	77
		52%	38%	3%	0%	8%	
(d)	There is a teacher, counselor, or other staff member I can talk to about personal problems.	30	33	6	5	4	78
		38%	42%	8%	6%	5%	
(e)	Teachers and staff treat students fairly regardless of their backgrounds and differences.	31	29	5	4	7	76
		41%	38%	7%	5%	9%	
(f)	I feel encouraged by my teachers to do the best I can in school.	37	28	6	1	5	77
		48%	36%	8%	1%	6%	
(g)	I am praised for doing good work at this school.	25	31	9	4	7	76
		33%	41%	12%	5%	9%	
(h)	I have never considered dropping out of school.	37	20	6	7	7	77
		48%	26%	8%	9%	9%	
(i)	My teacher(s) genuinely care(s) about me.	41	24	3	1	8	77
		53%	31%	4%	1%	10%	



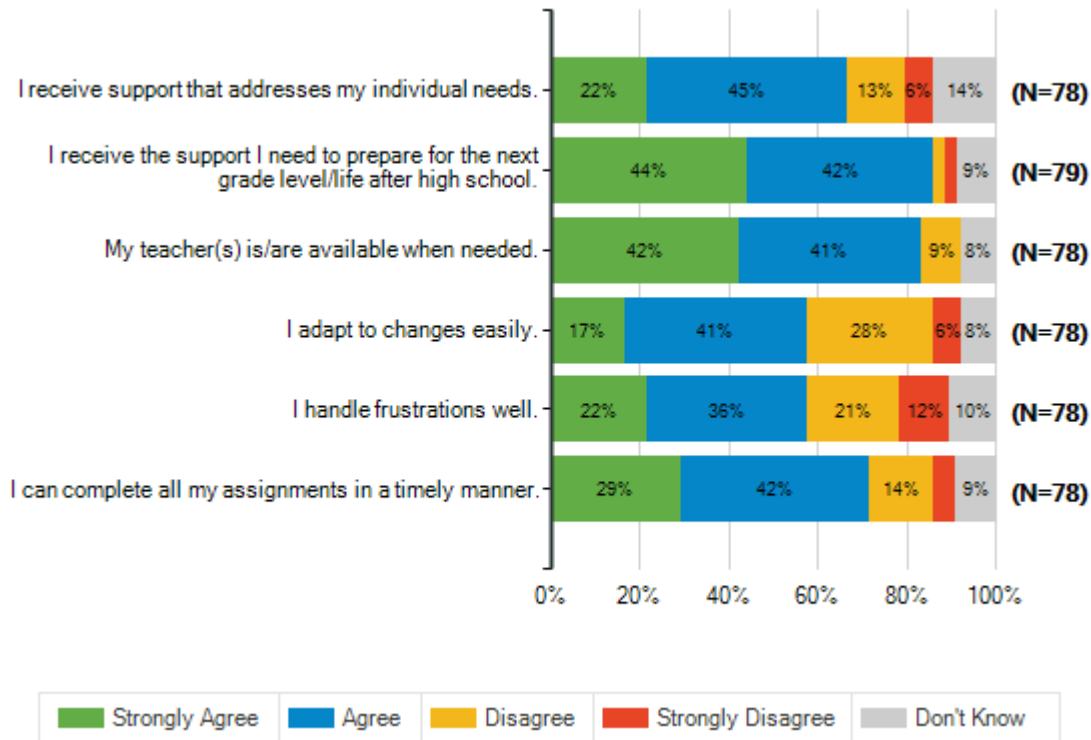
Lamar Consolidated ISD  
 23-24 Student School Climate Survey



Lamar Consolidated ISD  
23-24 Student School Climate Survey

How strongly do you agree or disagree with each of the following statements?

		Strongly Agree	Agree	Disagree	Strongly Disagree	Don't Know	Total Responses
(a)	I receive support that addresses my individual needs.	17	35	10	5	11	78
		22%	45%	13%	6%	14%	
(b)	I receive the support I need to prepare for the next grade level/life after high school.	35	33	2	2	7	79
		44%	42%	3%	3%	9%	
(c)	My teacher(s) is/are available when needed.	33	32	7	0	6	78
		42%	41%	9%	0%	8%	
(d)	I adapt to changes easily.	13	32	22	5	6	78
		17%	41%	28%	6%	8%	
(e)	I handle frustrations well.	17	28	16	9	8	78
		22%	36%	21%	12%	10%	
(f)	I can complete all my assignments in a timely manner.	23	33	11	4	7	78
		29%	42%	14%	5%	9%	



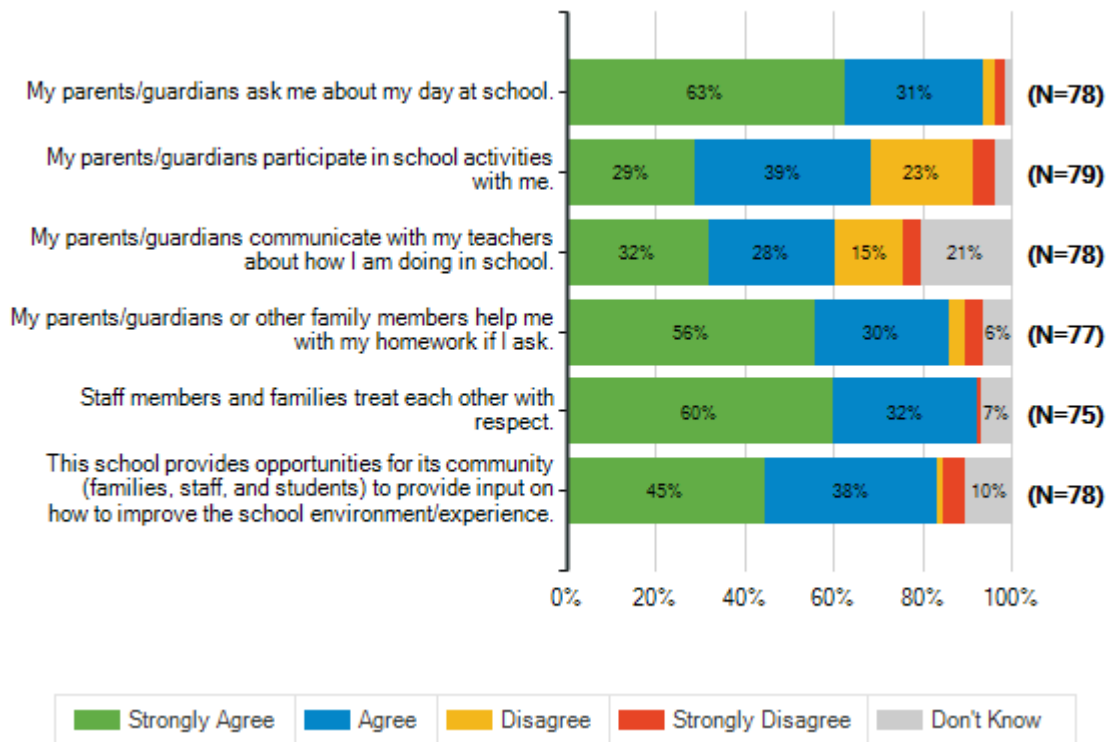
Lamar Consolidated ISD  
23-24 Student School Climate Survey

How strongly do you agree or disagree with each of the following statements?							
		Strongly Agree	Agree	Disagree	Strongly Disagree	Don't Know	Total Responses
(a)	A principal, teacher, guidance counselor, or college & career facilitator has given me advice on how to apply for scholarships.	0	0	0	0	0	0
		0%	0%	0%	0%	0%	
(b)	A principal, teacher, guidance counselor, or college & career facilitator has given me advice on how to get into college or workforce development programs.	0	0	0	0	0	0
		0%	0%	0%	0%	0%	
(c)	A principal, teacher, guidance counselor, or college & career facilitator has explored post-high school career and education paths with me.	0	0	0	0	0	0
		0%	0%	0%	0%	0%	
<b>There were no responses to this question.</b>							

Lamar Consolidated ISD  
23-24 Student School Climate Survey

How strongly do you agree or disagree with each of the following statements?

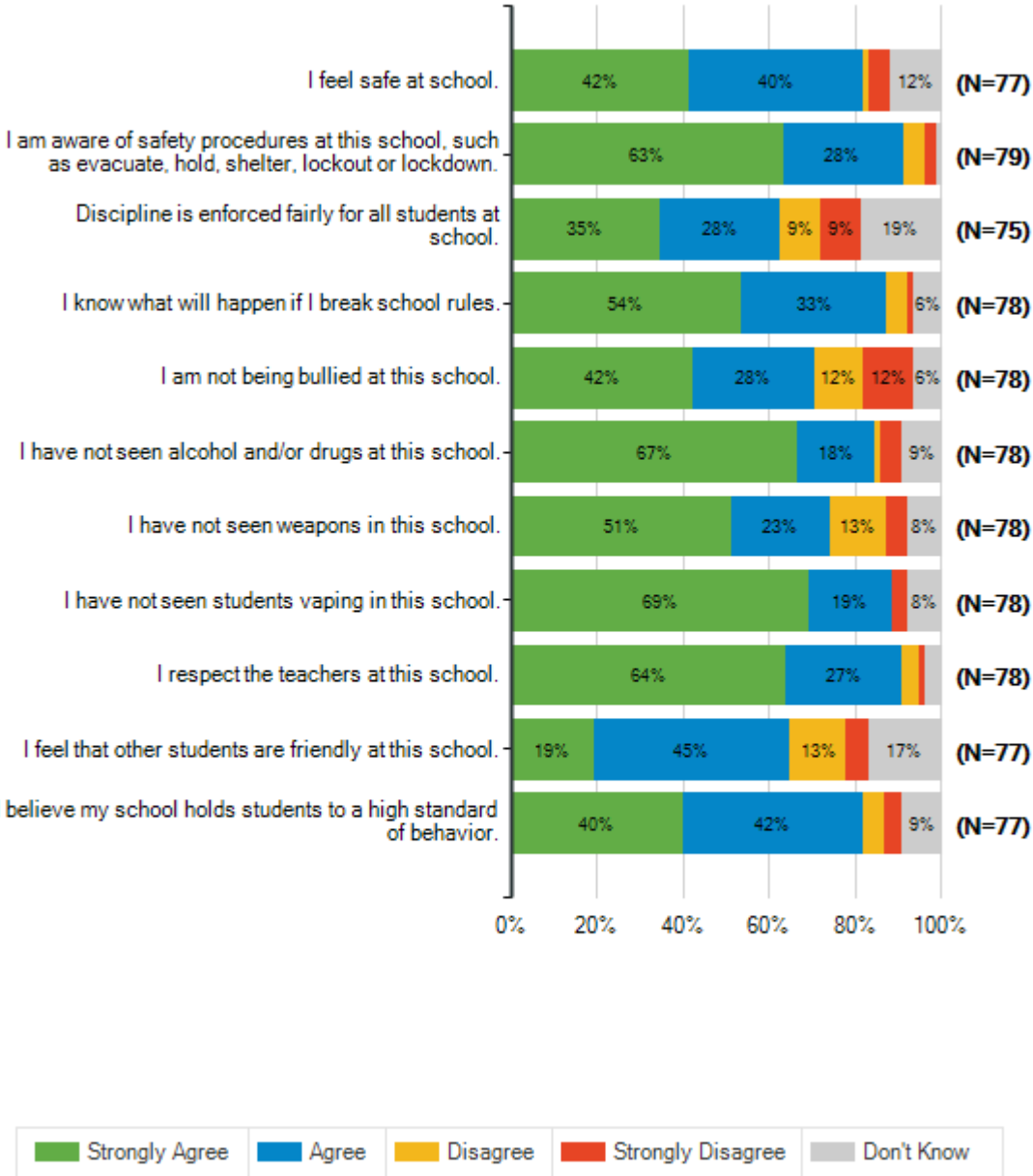
		Strongly Agree	Agree	Disagree	Strongly Disagree	Don't Know	Total Responses
(a)	My parents/guardians ask me about my day at school.	49	24	2	2	1	78
		63%	31%	3%	3%	1%	
(b)	My parents/guardians participate in school activities with me.	23	31	18	4	3	79
		29%	39%	23%	5%	4%	
(c)	My parents/guardians communicate with my teachers about how I am doing in school.	25	22	12	3	16	78
		32%	28%	15%	4%	21%	
(d)	My parents/guardians or other family members help me with my homework if I ask.	43	23	3	3	5	77
		56%	30%	4%	4%	6%	
(e)	Staff members and families treat each other with respect.	45	24	0	1	5	75
		60%	32%	0%	1%	7%	
(f)	This school provides opportunities for its community (families, staff, and students) to provide input on how to improve the school environment/experience.	35	30	1	4	8	78
		45%	38%	1%	5%	10%	



Lamar Consolidated ISD  
23-24 Student School Climate Survey

<b>Safety, Security, and Student Behavior</b>							
<b>How strongly do you agree or disagree with each of the following statements?</b>							
		<b>Strongly Agree</b>	<b>Agree</b>	<b>Disagree</b>	<b>Strongly Disagree</b>	<b>Don't Know</b>	<b>Total Responses</b>
(a)	I feel safe at school.	32	31	1	4	9	77
		42%	40%	1%	5%	12%	
(b)	I am aware of safety procedures at this school, such as evacuate, hold, shelter, lockout or lockdown.	50	22	4	2	1	79
		63%	28%	5%	3%	1%	
(c)	Discipline is enforced fairly for all students at school.	26	21	7	7	14	75
		35%	28%	9%	9%	19%	
(d)	I know what will happen if I break school rules.	42	26	4	1	5	78
		54%	33%	5%	1%	6%	
(e)	I am not being bullied at this school.	33	22	9	9	5	78
		42%	28%	12%	12%	6%	
(f)	I have not seen alcohol and/or drugs at this school.	52	14	1	4	7	78
		67%	18%	1%	5%	9%	
(g)	I have not seen weapons in this school.	40	18	10	4	6	78
		51%	23%	13%	5%	8%	
(h)	I have not seen students vaping in this school.	54	15	0	3	6	78
		69%	19%	0%	4%	8%	
(i)	I respect the teachers at this school.	50	21	3	1	3	78
		64%	27%	4%	1%	4%	
(j)	I feel that other students are friendly at this school.	15	35	10	4	13	77
		19%	45%	13%	5%	17%	
(k)	I believe my school holds students to a high standard of behavior.	31	32	4	3	7	77
		40%	42%	5%	4%	9%	

Lamar Consolidated ISD  
 23-24 Student School Climate Survey

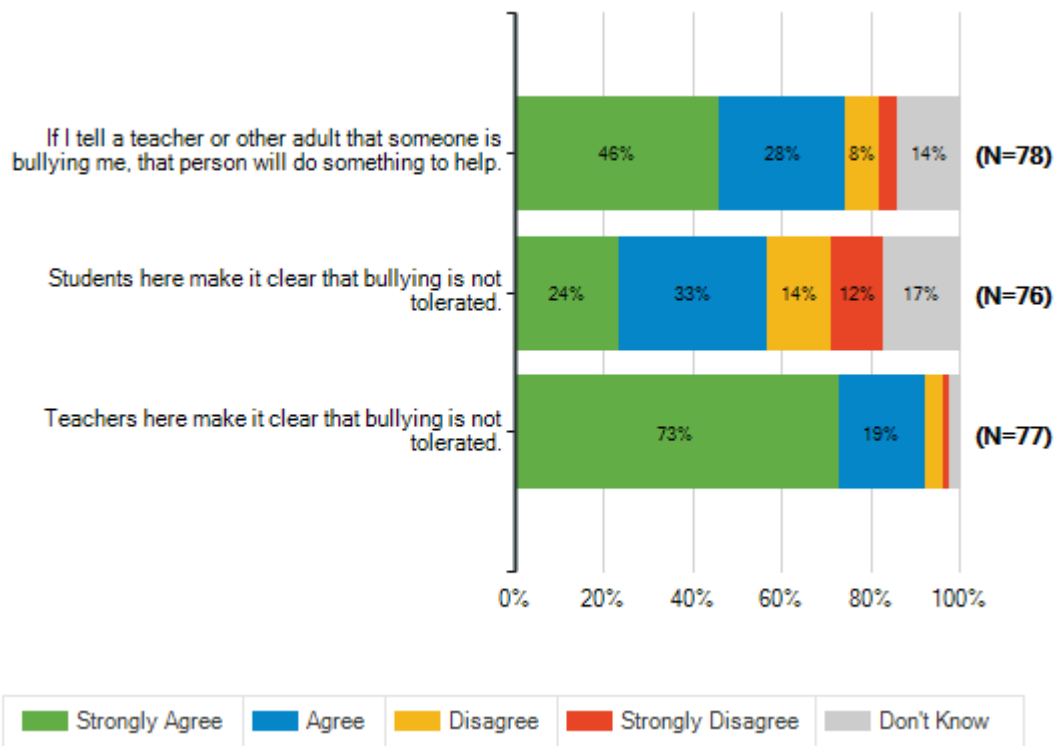


Lamar Consolidated ISD  
23-24 Student School Climate Survey

**Bullying**

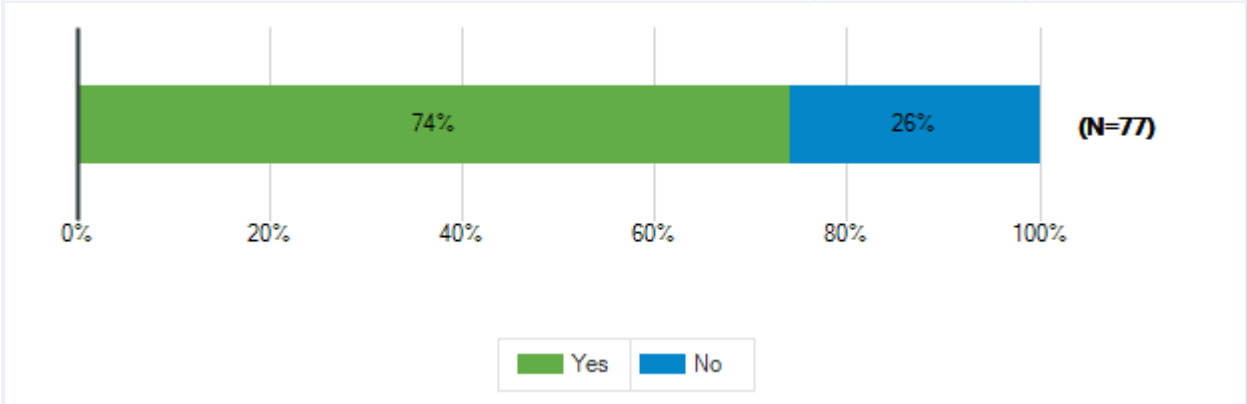
How strongly do you agree or disagree with each of the following statements?

		Strongly Agree	Agree	Disagree	Strongly Disagree	Don't Know	Total Responses
(a)	If I tell a teacher or other adult that someone is bullying me, that person will do something to help.	36	22	6	3	11	78
		46%	28%	8%	4%	14%	
(b)	Students here make it clear that bullying is not tolerated.	18	25	11	9	13	76
		24%	33%	14%	12%	17%	
(c)	Teachers here make it clear that bullying is not tolerated.	56	15	3	1	2	77
		73%	19%	4%	1%	3%	



Lamar Consolidated ISD  
23-24 Student School Climate Survey

Do you ride the school bus?		
Responses	Count	%
Yes	57	74%
No	20	26%
<b>Total Responses</b>	<b>77</b>	

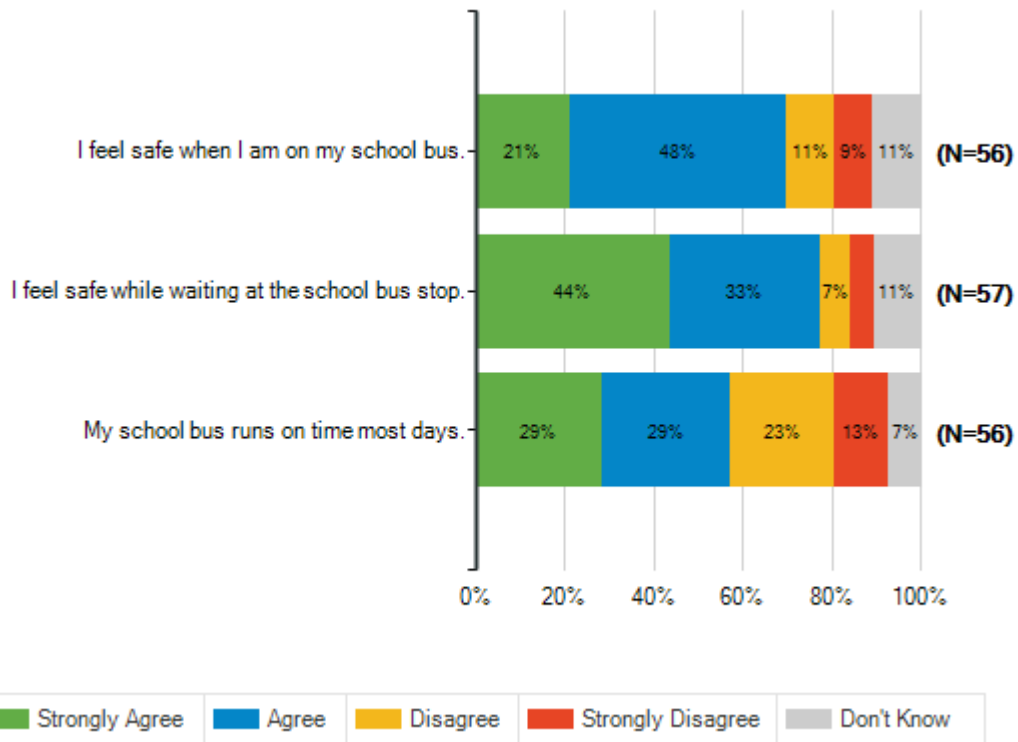




Lamar Consolidated ISD  
23-24 Student School Climate Survey

How strongly do you agree or disagree with each of the following statements?

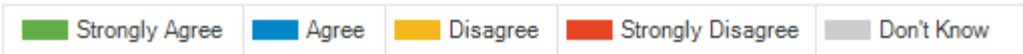
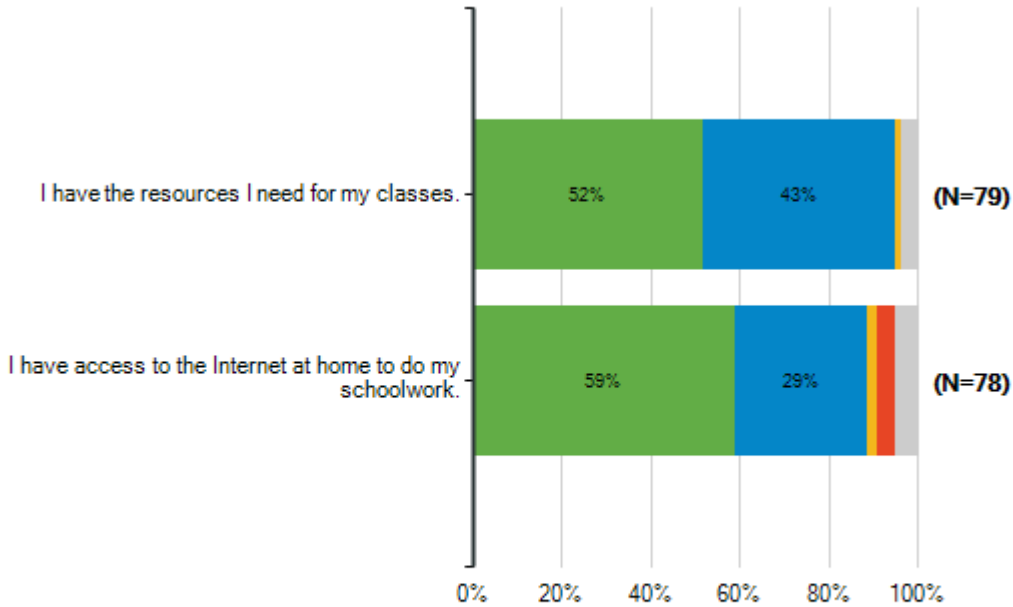
		Strongly Agree	Agree	Disagree	Strongly Disagree	Don't Know	Total Responses
(a)	I feel safe when I am on my school bus.	12	27	6	5	6	56
		21%	48%	11%	9%	11%	
(b)	I feel safe while waiting at the school bus stop.	25	19	4	3	6	57
		44%	33%	7%	5%	11%	
(c)	My school bus runs on time most days.	16	16	13	7	4	56
		29%	29%	23%	13%	7%	



Lamar Consolidated ISD  
 23-24 Student School Climate Survey

How strongly do you agree or disagree with each of the following statements?

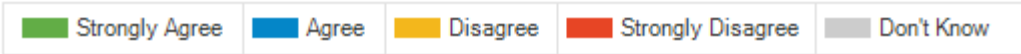
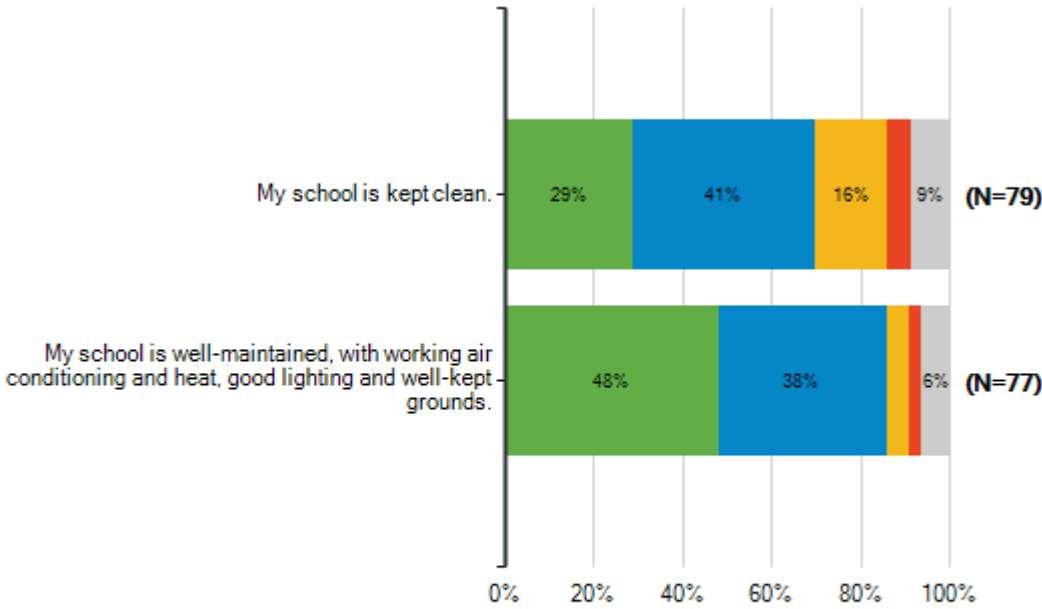
		Strongly Agree	Agree	Disagree	Strongly Disagree	Don't Know	Total Responses
(a)	I have the resources I need for my classes.	41	34	1	0	3	79
		52%	43%	1%	0%	4%	
(b)	I have access to the Internet at home to do my schoolwork.	46	23	2	3	4	78
		59%	29%	3%	4%	5%	



Lamar Consolidated ISD  
 23-24 Student School Climate Survey

How strongly do you agree or disagree with each of the following statements?

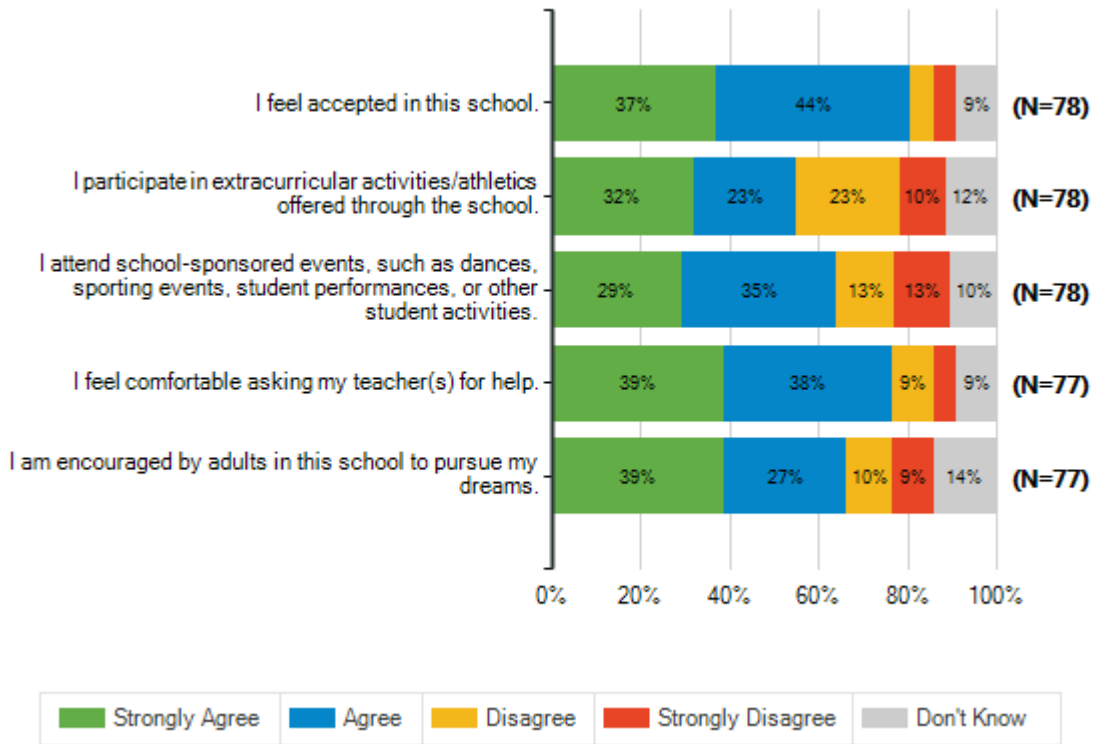
		Strongly Agree	Agree	Disagree	Strongly Disagree	Don't Know	Total Responses
(a)	My school is kept clean.	23	32	13	4	7	79
		29%	41%	16%	5%	9%	
(b)	My school is well-maintained, with working air conditioning and heat, good lighting and well-kept grounds.	37	29	4	2	5	77
		48%	38%	5%	3%	6%	



Lamar Consolidated ISD  
23-24 Student School Climate Survey

How strongly do you agree or disagree with each of the following statements?

	Strongly Agree	Agree	Disagree	Strongly Disagree	Don't Know	Total Responses
(a) I feel accepted in this school.	29	34	4	4	7	78
	37%	44%	5%	5%	9%	
(b) I participate in extracurricular activities/athletics offered through the school.	25	18	18	8	9	78
	32%	23%	23%	10%	12%	
(c) I attend school-sponsored events, such as dances, sporting events, student performances, or other student activities.	23	27	10	10	8	78
	29%	35%	13%	13%	10%	
(d) I feel comfortable asking my teacher(s) for help.	30	29	7	4	7	77
	39%	38%	9%	5%	9%	
(e) I am encouraged by adults in this school to pursue my dreams.	30	21	8	7	11	77
	39%	27%	10%	9%	14%	



Lamar Consolidated ISD  
23-24 Student School Climate Survey

How strongly do you agree or disagree with each of the following statements?

		Strongly Agree	Agree	Disagree	Strongly Disagree	Don't Know	Total Responses
(a)	School leaders and staff at my school are welcoming to families of all cultures.	45	23	2	1	8	79
		57%	29%	3%	1%	10%	
(b)	School leaders and staff at my school are welcoming to families of all economic backgrounds.	36	31	2	3	7	79
		46%	39%	3%	4%	9%	
(c)	School leaders and staff at my school are welcoming to families of all races/ethnicities.	44	18	2	1	14	79
		56%	23%	3%	1%	18%	
(d)	School leaders and staff at my school are welcoming to families of all religions.	47	19	2	1	9	78
		60%	24%	3%	1%	12%	
(e)	School leaders and staff at my school are welcoming to families who speak languages other than English.	45	21	2	1	10	79
		57%	27%	3%	1%	13%	

