



23-24 Student School Climate Survey

Survey Results

Dickinson Elementary

Lamar Consolidated ISD
February 12 - March 4, 2024



Lamar Consolidated ISD
23-24 Student School Climate Survey

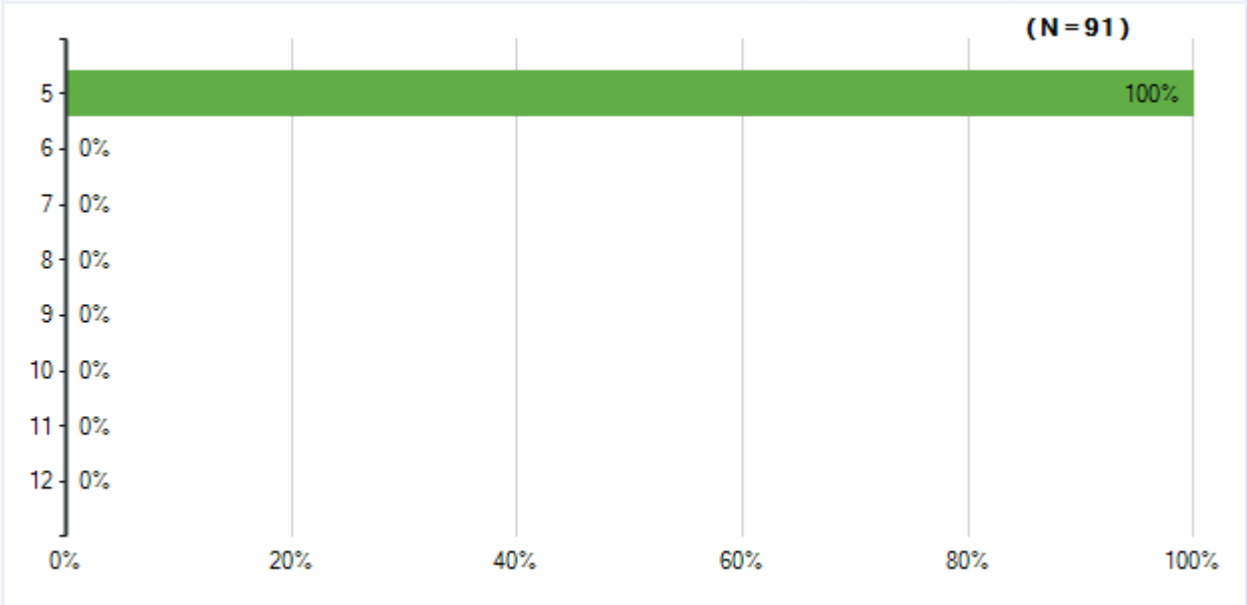
| School Name | Count | % |
|--------------------------------|-------|------|
| Adolphus Elementary | 0 | 0% |
| Alternative Learning Center | 0 | 0% |
| Arredondo Elementary | 0 | 0% |
| Austin Elementary | 0 | 0% |
| Beasley Elementary | 0 | 0% |
| Bentley Elementary | 0 | 0% |
| Bowie Elementary | 0 | 0% |
| Briscoe Junior High | 0 | 0% |
| Campbell Elementary | 0 | 0% |
| Carter Elementary | 0 | 0% |
| Culver Elementary | 0 | 0% |
| Dickinson Elementary | 0 | 0% |
| Foster High School | 0 | 0% |
| Frost Elementary | 91 | 100% |
| Fulshear High School | 0 | 0% |
| George Junior High | 0 | 0% |
| George Ranch High School | 0 | 0% |
| Gray Elementary | 0 | 0% |
| Hubenak Elementary | 0 | 0% |
| Huggins Elementary | 0 | 0% |
| Hutchison Elementary | 0 | 0% |
| Jackson Elementary | 0 | 0% |
| Lamar Consolidated High School | 0 | 0% |
| Lamar Junior High | 0 | 0% |
| Leaman Junior High | 0 | 0% |
| Lindsey Elementary | 0 | 0% |
| Long Elementary | 0 | 0% |
| McNeill Elementary | 0 | 0% |
| Morgan Elementary | 0 | 0% |
| Meyer Elementary | 0 | 0% |
| Navarro Middle School | 0 | 0% |
| Phelan Elementary | 0 | 0% |
| Pink Elementary | 0 | 0% |
| Randle High School | 0 | 0% |
| Ray Elementary | 0 | 0% |
| Reading Junior High | 0 | 0% |
| Roberts Middle School | 0 | 0% |
| Ryon Middle School | 0 | 0% |
| Seguin ECC | 0 | 0% |

Lamar Consolidated ISD
23-24 Student School Climate Survey

| | | |
|----------------------------|-----------|----|
| Smith Elementary | 0 | 0% |
| Tamarron Elementary | 0 | 0% |
| Terry High School | 0 | 0% |
| Thomas Elementary | 0 | 0% |
| Travis Elementary | 0 | 0% |
| Velasquez Elementary | 0 | 0% |
| Wertheimer Middle School | 0 | 0% |
| Wessendorff Middle School | 0 | 0% |
| Williams Elementary | 0 | 0% |
| Wright Junior High | 0 | 0% |
| 1621 Place | 0 | 0% |
| Wertheimer Middle School 2 | 0 | 0% |
| Williams Elementary 2 | 0 | 0% |
| Wright Junior High 2 | 0 | 0% |
| Total Responses | 91 | |

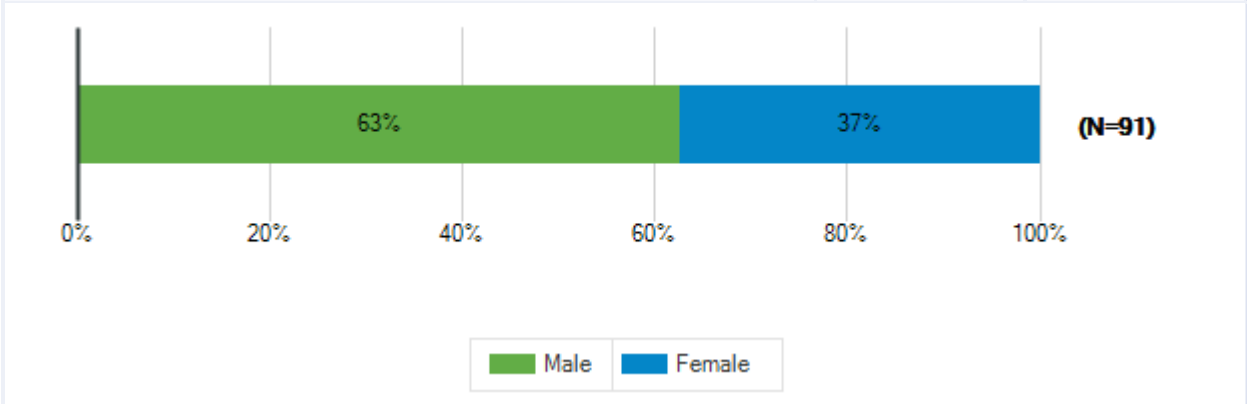
Lamar Consolidated ISD
 23-24 Student School Climate Survey

| Grade Level (prepopulated, hidden) | | |
|------------------------------------|-----------|------|
| Responses | Count | % |
| 5 | 91 | 100% |
| 6 | 0 | 0% |
| 7 | 0 | 0% |
| 8 | 0 | 0% |
| 9 | 0 | 0% |
| 10 | 0 | 0% |
| 11 | 0 | 0% |
| 12 | 0 | 0% |
| Total Responses | 91 | |



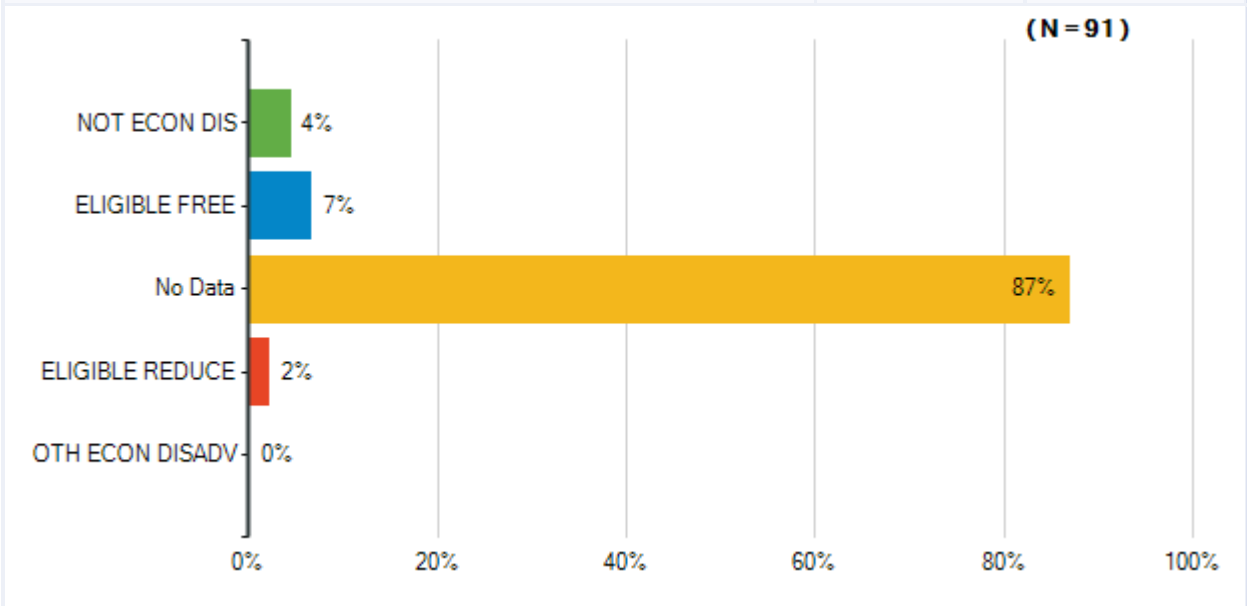
Lamar Consolidated ISD
23-24 Student School Climate Survey

| Gender (prepopulated, hidden) | | |
|-------------------------------|-----------|-----|
| Responses | Count | % |
| Male | 57 | 63% |
| Female | 34 | 37% |
| Total Responses | 91 | |



Lamar Consolidated ISD
 23-24 Student School Climate Survey

| Free or Reduced Price Meal Status | | |
|-----------------------------------|-----------|-----|
| Responses | Count | % |
| NOT ECON DIS | 4 | 4% |
| ELIGIBLE FREE | 6 | 7% |
| No Data | 79 | 87% |
| ELIGIBLE REDUCE | 2 | 2% |
| OTH ECON DISADV | 0 | 0% |
| Total Responses | 91 | |



Lamar Consolidated ISD
23-24 Student School Climate Survey

| Language Spoken at Home | | |
|-------------------------|-------|-----|
| Responses | Count | % |
| AFRIKAANS | 1 | 1% |
| AKAN | 0 | 0% |
| ALBANIAN, TOSK | 0 | 0% |
| AMHARIC | 0 | 0% |
| ARABIC | 2 | 2% |
| BALINESE | 0 | 0% |
| BENGALI | 0 | 0% |
| BOSNIAN | 0 | 0% |
| BURMESE | 0 | 0% |
| CAMBODIAN | 0 | 0% |
| CANTONESE | 0 | 0% |
| CEBUANO | 0 | 0% |
| CHAOCHOW/TEOCHIU | 0 | 0% |
| CHINESE | 0 | 0% |
| CROATIAN | 0 | 0% |
| CROW | 0 | 0% |
| CZECH | 0 | 0% |
| DUTCH/FLEMISH | 0 | 0% |
| EFIK | 0 | 0% |
| ENGLISH | 79 | 87% |
| ESKIMO | 0 | 0% |
| ESTONIAN | 0 | 0% |
| ETHIOPIC | 0 | 0% |
| EWE | 0 | 0% |
| FARSI | 0 | 0% |
| FINNISH | 0 | 0% |
| FRENCH | 0 | 0% |
| FUKIEN/HOKKIEN | 0 | 0% |
| GERMAN | 0 | 0% |
| GUJARATI | 0 | 0% |
| HAINANESE | 0 | 0% |
| HAITIAN-CREOLE | 0 | 0% |
| HAKKA | 0 | 0% |
| HAUSA | 0 | 0% |
| HEBREW | 0 | 0% |
| HINDI | 0 | 0% |
| HUNGARIAN | 0 | 0% |
| IBO/IGBO | 0 | 0% |

Lamar Consolidated ISD
23-24 Student School Climate Survey

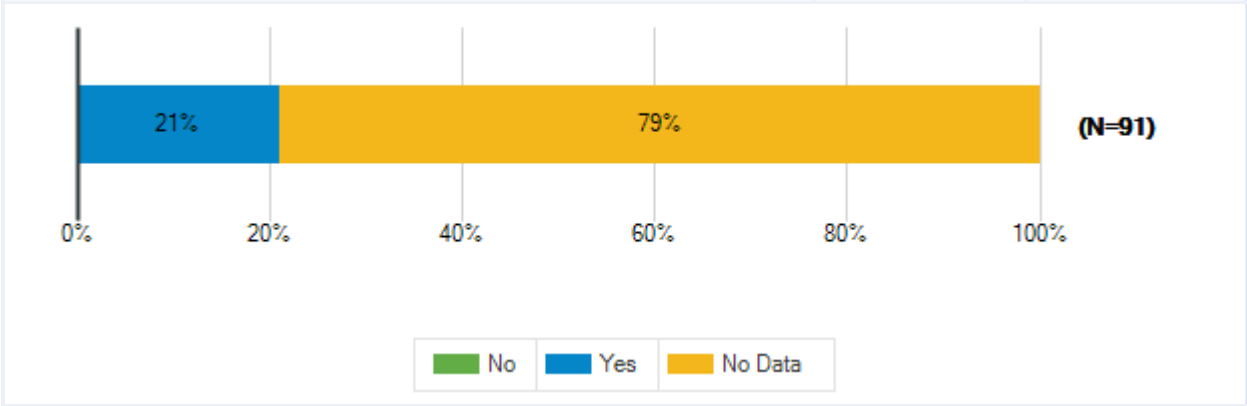
| | | |
|---------------------------|---|----|
| ILONGGO | 0 | 0% |
| INDONESIAN | 0 | 0% |
| ITALIAN | 0 | 0% |
| JAPANESE | 0 | 0% |
| KACHE | 0 | 0% |
| KONKANI | 0 | 0% |
| KOREAN | 0 | 0% |
| KRIO | 0 | 0% |
| KURDISH | 0 | 0% |
| LAOTIAN | 0 | 0% |
| LINGALA | 0 | 0% |
| LITHUANIAN | 0 | 0% |
| LUGANDA | 0 | 0% |
| MALAY | 0 | 0% |
| MALAYALAM | 0 | 0% |
| MANDARIN | 5 | 5% |
| MANDE | 0 | 0% |
| MARATHI | 0 | 0% |
| NATIVE AMERICAN LANGUAGES | 0 | 0% |
| NEPALI | 0 | 0% |
| NORWEGIAN | 0 | 0% |
| No Data | 0 | 0% |
| ORIYA | 0 | 0% |
| OTHER LANGUAGES | 0 | 0% |
| PANJABI | 0 | 0% |
| PASHTO | 0 | 0% |
| PILIPINO | 0 | 0% |
| POLISH | 0 | 0% |
| PORTUGUESE | 0 | 0% |
| RUSSIAN | 0 | 0% |
| SAMOAN | 0 | 0% |
| SERBIAN | 0 | 0% |
| SHANGHAI | 0 | 0% |
| SHONA | 0 | 0% |
| SIKKIMESE | 0 | 0% |
| SINDHI | 0 | 0% |
| SINHALESE | 0 | 0% |
| SOMALI | 0 | 0% |
| SOTHO | 0 | 0% |
| SPANISH | 3 | 3% |
| SWAHILI | 0 | 0% |

Lamar Consolidated ISD
23-24 Student School Climate Survey

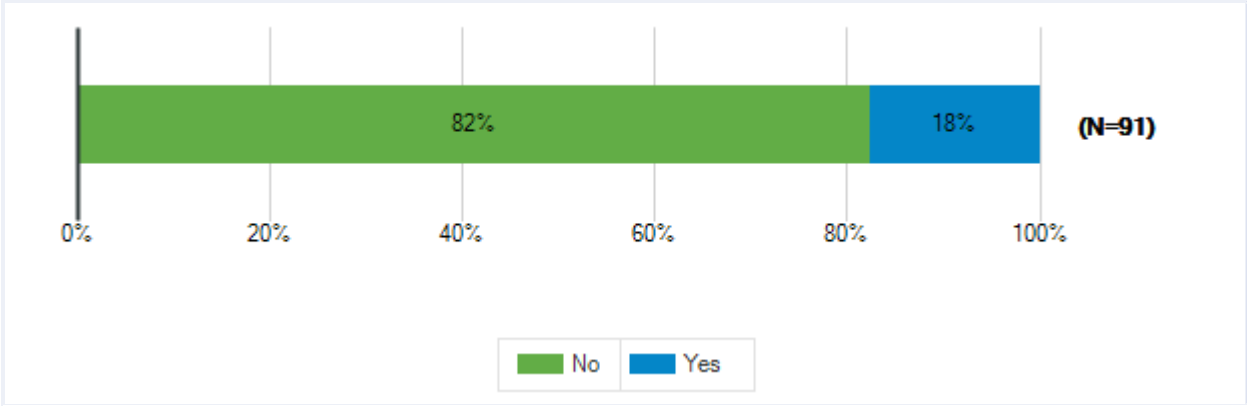
| | | |
|----------------------------|-----------|----|
| SWEDISH | 0 | 0% |
| TAIWANESE/FORMOSAN/MIN NAN | 0 | 0% |
| TAMIL | 0 | 0% |
| TELUGU | 0 | 0% |
| THAI | 0 | 0% |
| TIBETAN | 0 | 0% |
| TIGRINYA | 0 | 0% |
| TIWA | 0 | 0% |
| TURKISH | 0 | 0% |
| UKRAINIAN | 0 | 0% |
| URDU | 1 | 1% |
| VIETNAMESE | 0 | 0% |
| YORUBA | 0 | 0% |
| Total Responses | 91 | |

Lamar Consolidated ISD
 23-24 Student School Climate Survey

| Special Education Status | | |
|--------------------------|-----------|-----|
| Responses | Count | % |
| No | 0 | 0% |
| Yes | 19 | 21% |
| No Data | 72 | 79% |
| Total Responses | 91 | |

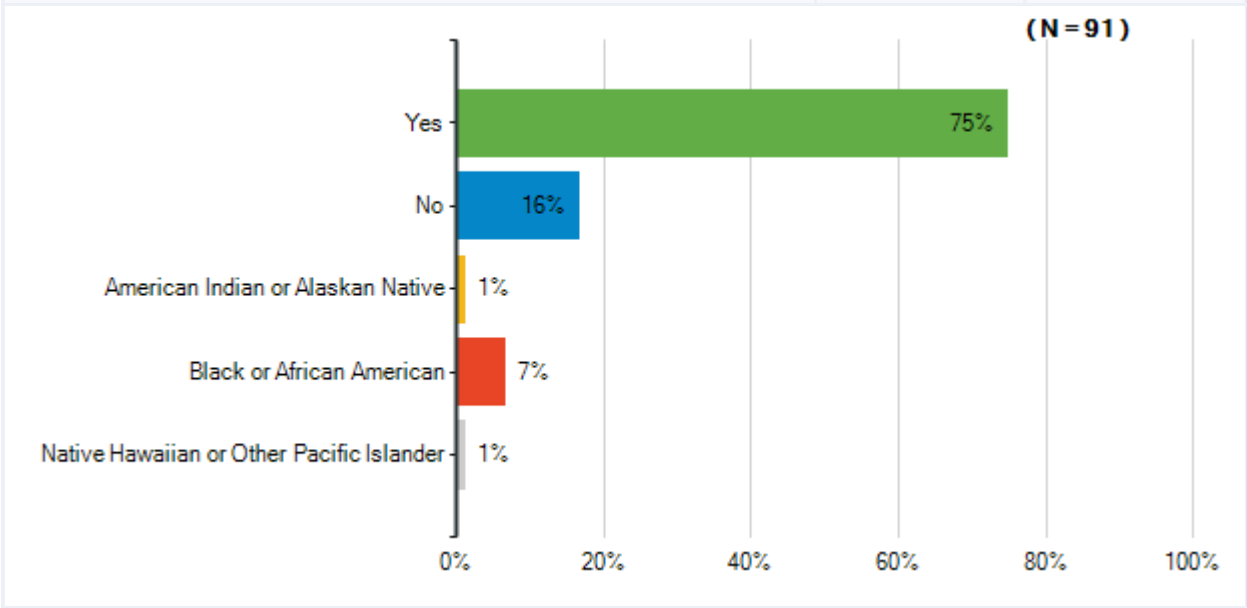


| Hispanic/Latino | | |
|------------------------|-----------|-----|
| Responses | Count | % |
| No | 75 | 82% |
| Yes | 16 | 18% |
| Total Responses | 91 | |



Lamar Consolidated ISD
 23-24 Student School Climate Survey

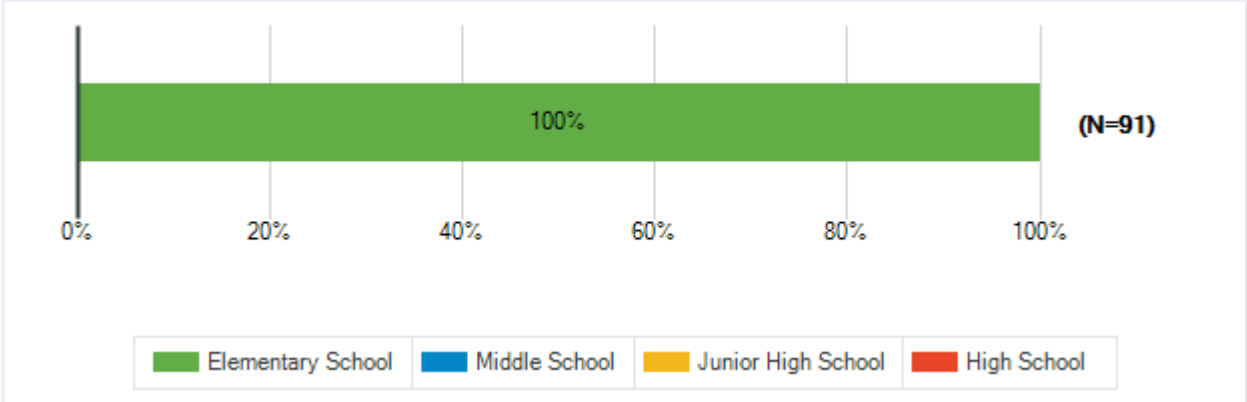
| Race/Ethnicity | | |
|---|-----------|-----|
| Responses | Count | % |
| Yes | 68 | 75% |
| No | 15 | 16% |
| American Indian or Alaskan Native | 1 | 1% |
| Black or African American | 6 | 7% |
| Native Hawaiian or Other Pacific Islander | 1 | 1% |
| Total Responses | 91 | |



Lamar Consolidated ISD
23-24 Student School Climate Survey

Please select your school level.

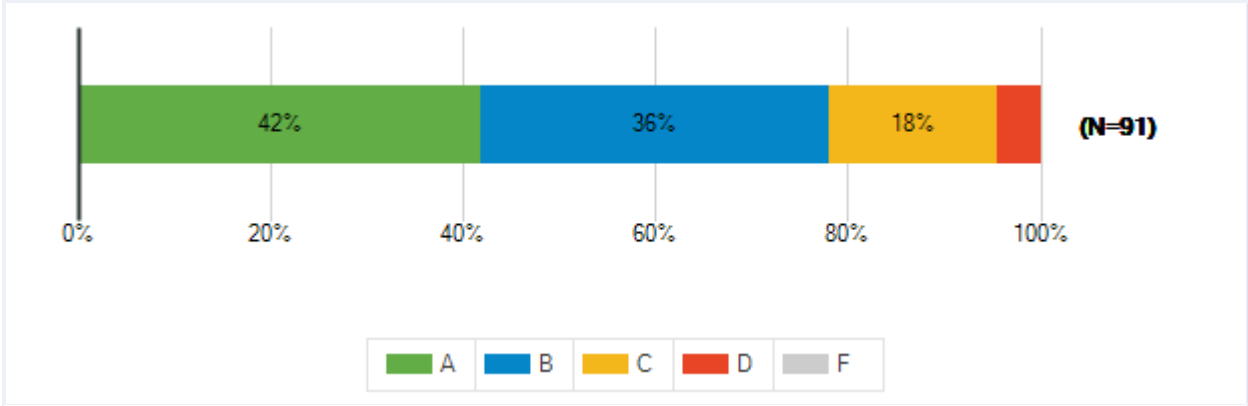
| Responses | Count | % |
|------------------------|-----------|------|
| Elementary School | 91 | 100% |
| Middle School | 0 | 0% |
| Junior High School | 0 | 0% |
| High School | 0 | 0% |
| Total Responses | 91 | |



Lamar Consolidated ISD
23-24 Student School Climate Survey

Students receive grades of A, B, C, D or F to report the quality of their work. What grade would you give the overall quality of the education at your school? On this scale, A represents outstanding, C is average and F is failing.

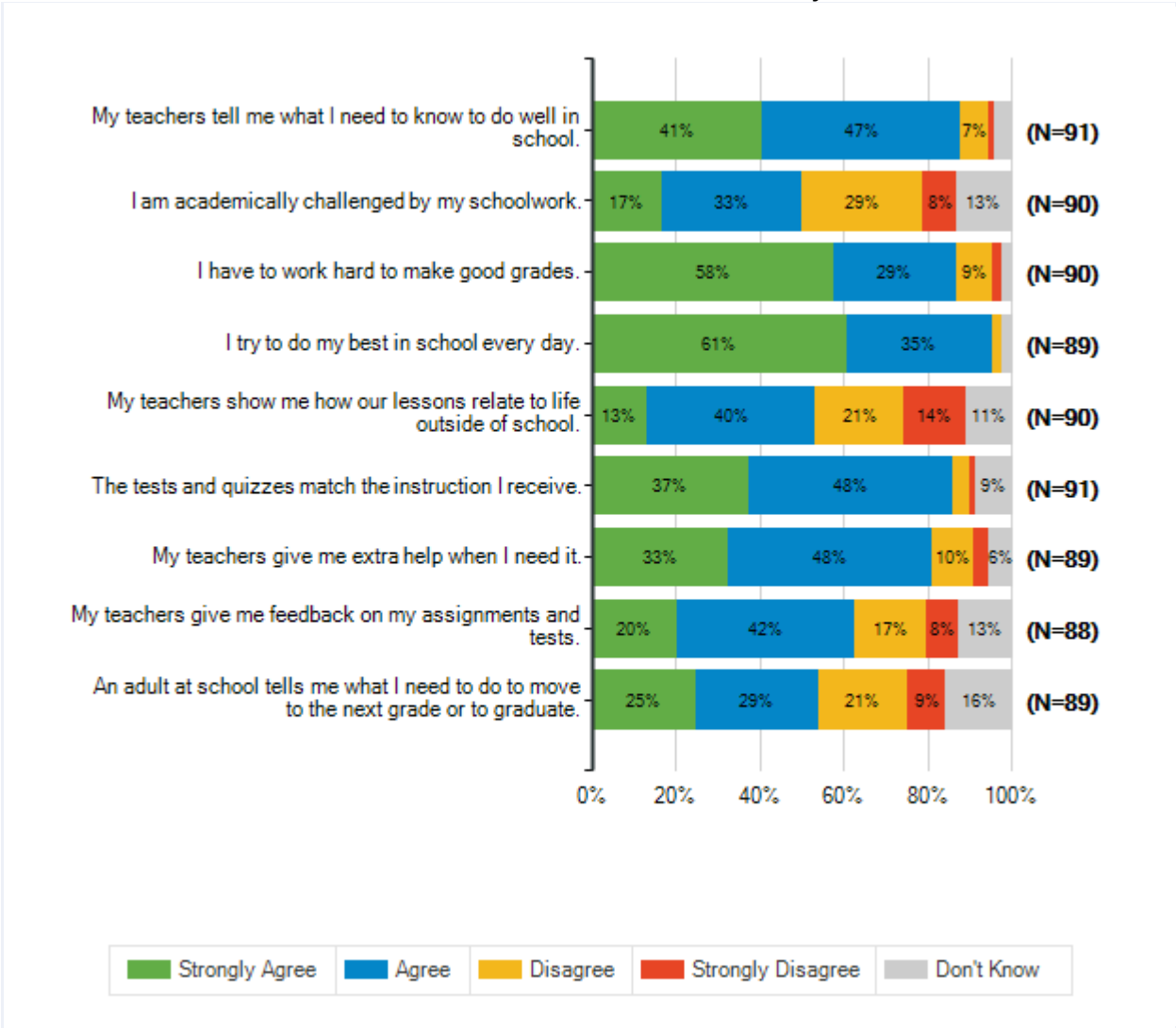
| Responses | Count | % |
|------------------------|-----------|-----|
| A | 38 | 42% |
| B | 33 | 36% |
| C | 16 | 18% |
| D | 4 | 4% |
| F | 0 | 0% |
| Total Responses | 91 | |



Lamar Consolidated ISD
23-24 Student School Climate Survey

| How strongly do you agree or disagree with each of the following statements? | | | | | | | |
|--|---|----------------|-------|----------|-------------------|------------|-----------------|
| | | Strongly Agree | Agree | Disagree | Strongly Disagree | Don't Know | Total Responses |
| (a) | My teachers tell me what I need to know to do well in school. | 37 | 43 | 6 | 1 | 4 | 91 |
| | | 41% | 47% | 7% | 1% | 4% | |
| (b) | I am academically challenged by my schoolwork. | 15 | 30 | 26 | 7 | 12 | 90 |
| | | 17% | 33% | 29% | 8% | 13% | |
| (c) | I have to work hard to make good grades. | 52 | 26 | 8 | 2 | 2 | 90 |
| | | 58% | 29% | 9% | 2% | 2% | |
| (d) | I try to do my best in school every day. | 54 | 31 | 2 | 0 | 2 | 89 |
| | | 61% | 35% | 2% | 0% | 2% | |
| (e) | My teachers show me how our lessons relate to life outside of school. | 12 | 36 | 19 | 13 | 10 | 90 |
| | | 13% | 40% | 21% | 14% | 11% | |
| (f) | The tests and quizzes match the instruction I receive. | 34 | 44 | 4 | 1 | 8 | 91 |
| | | 37% | 48% | 4% | 1% | 9% | |
| (g) | My teachers give me extra help when I need it. | 29 | 43 | 9 | 3 | 5 | 89 |
| | | 33% | 48% | 10% | 3% | 6% | |
| (h) | My teachers give me feedback on my assignments and tests. | 18 | 37 | 15 | 7 | 11 | 88 |
| | | 20% | 42% | 17% | 8% | 13% | |
| (i) | An adult at school tells me what I need to do to move to the next grade or to graduate. | 22 | 26 | 19 | 8 | 14 | 89 |
| | | 25% | 29% | 21% | 9% | 16% | |

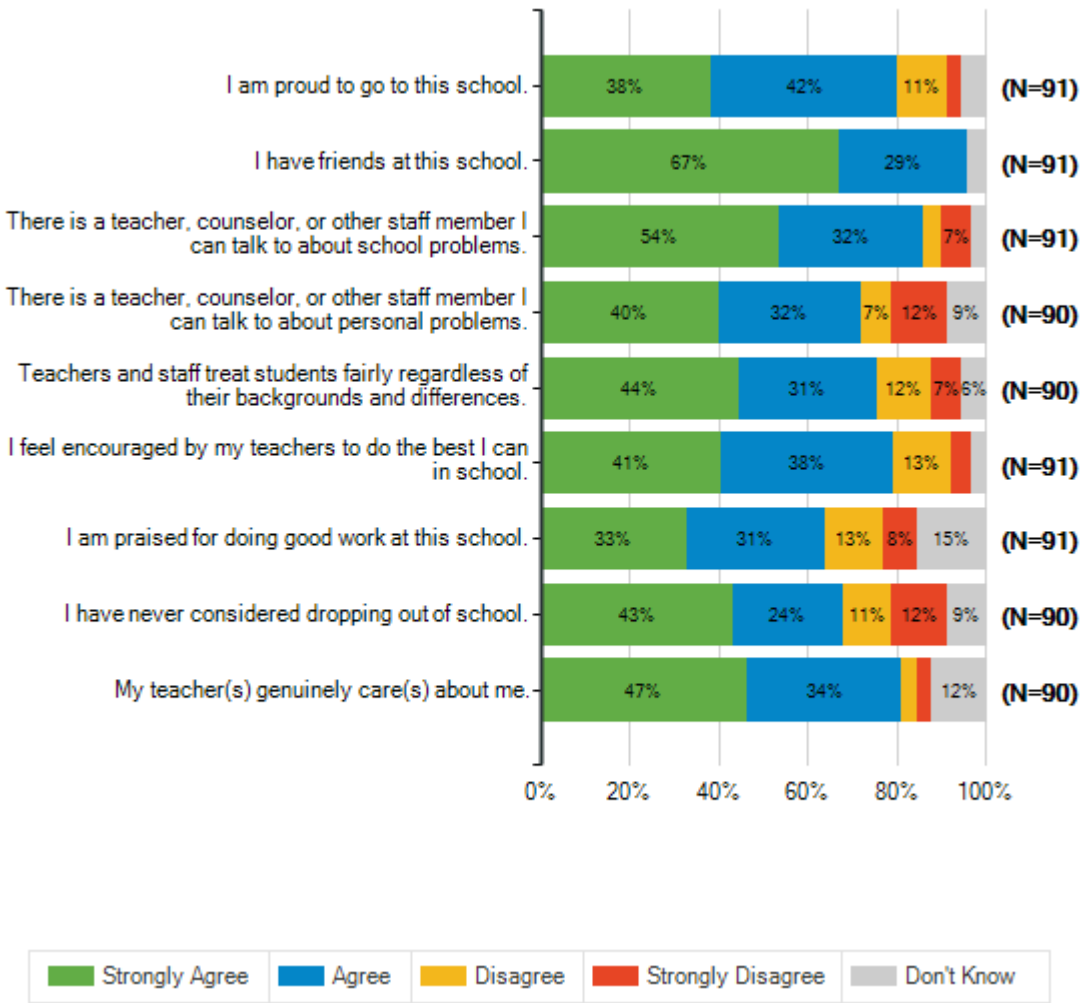
Lamar Consolidated ISD
 23-24 Student School Climate Survey



Lamar Consolidated ISD
23-24 Student School Climate Survey

| How strongly do you agree or disagree with each of the following statements? | | | | | | | |
|--|---|----------------|-------|----------|-------------------|------------|-----------------|
| | | Strongly Agree | Agree | Disagree | Strongly Disagree | Don't Know | Total Responses |
| (a) | I am proud to go to this school. | 35 | 38 | 10 | 3 | 5 | 91 |
| | | 38% | 42% | 11% | 3% | 5% | |
| (b) | I have friends at this school. | 61 | 26 | 0 | 0 | 4 | 91 |
| | | 67% | 29% | 0% | 0% | 4% | |
| (c) | There is a teacher, counselor, or other staff member I can talk to about school problems. | 49 | 29 | 4 | 6 | 3 | 91 |
| | | 54% | 32% | 4% | 7% | 3% | |
| (d) | There is a teacher, counselor, or other staff member I can talk to about personal problems. | 36 | 29 | 6 | 11 | 8 | 90 |
| | | 40% | 32% | 7% | 12% | 9% | |
| (e) | Teachers and staff treat students fairly regardless of their backgrounds and differences. | 40 | 28 | 11 | 6 | 5 | 90 |
| | | 44% | 31% | 12% | 7% | 6% | |
| (f) | I feel encouraged by my teachers to do the best I can in school. | 37 | 35 | 12 | 4 | 3 | 91 |
| | | 41% | 38% | 13% | 4% | 3% | |
| (g) | I am praised for doing good work at this school. | 30 | 28 | 12 | 7 | 14 | 91 |
| | | 33% | 31% | 13% | 8% | 15% | |
| (h) | I have never considered dropping out of school. | 39 | 22 | 10 | 11 | 8 | 90 |
| | | 43% | 24% | 11% | 12% | 9% | |
| (i) | My teacher(s) genuinely care(s) about me. | 42 | 31 | 3 | 3 | 11 | 90 |
| | | 47% | 34% | 3% | 3% | 12% | |

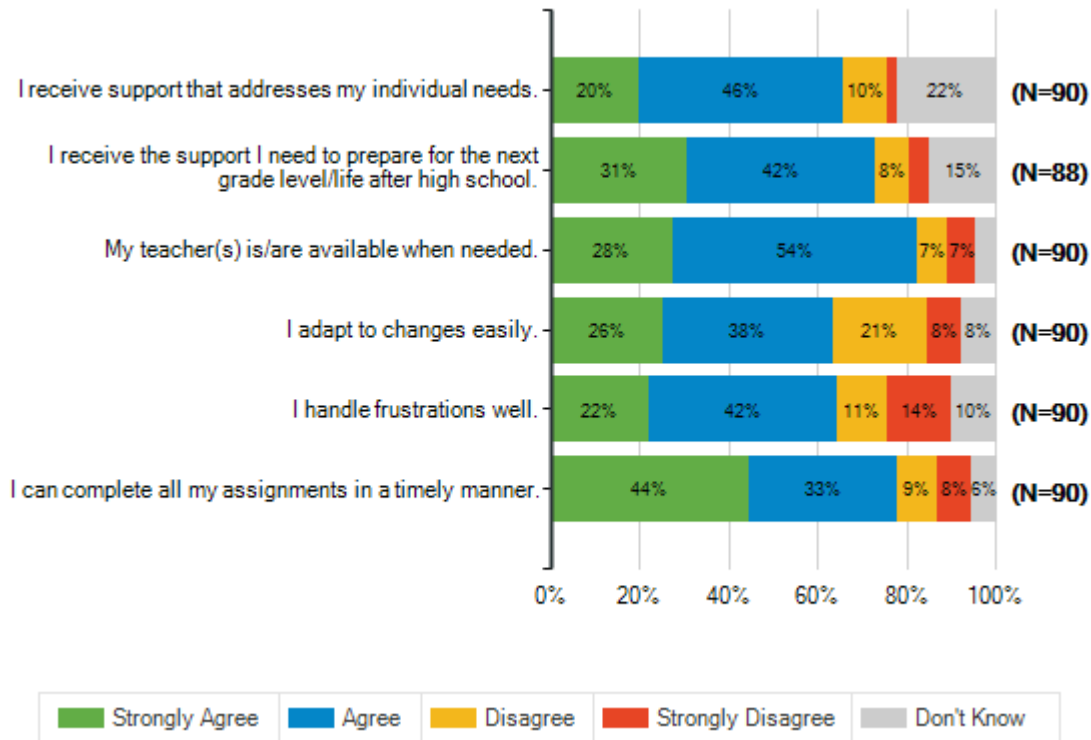
Lamar Consolidated ISD
 23-24 Student School Climate Survey



Lamar Consolidated ISD
23-24 Student School Climate Survey

How strongly do you agree or disagree with each of the following statements?

| | | Strongly Agree | Agree | Disagree | Strongly Disagree | Don't Know | Total Responses |
|--|--|----------------|-------|----------|-------------------|------------|-----------------|
| (a) I receive support that addresses my individual needs. | | 18 | 41 | 9 | 2 | 20 | 90 |
| | | 20% | 46% | 10% | 2% | 22% | |
| (b) I receive the support I need to prepare for the next grade level/life after high school. | | 27 | 37 | 7 | 4 | 13 | 88 |
| | | 31% | 42% | 8% | 5% | 15% | |
| (c) My teacher(s) is/are available when needed. | | 25 | 49 | 6 | 6 | 4 | 90 |
| | | 28% | 54% | 7% | 7% | 4% | |
| (d) I adapt to changes easily. | | 23 | 34 | 19 | 7 | 7 | 90 |
| | | 26% | 38% | 21% | 8% | 8% | |
| (e) I handle frustrations well. | | 20 | 38 | 10 | 13 | 9 | 90 |
| | | 22% | 42% | 11% | 14% | 10% | |
| (f) I can complete all my assignments in a timely manner. | | 40 | 30 | 8 | 7 | 5 | 90 |
| | | 44% | 33% | 9% | 8% | 6% | |



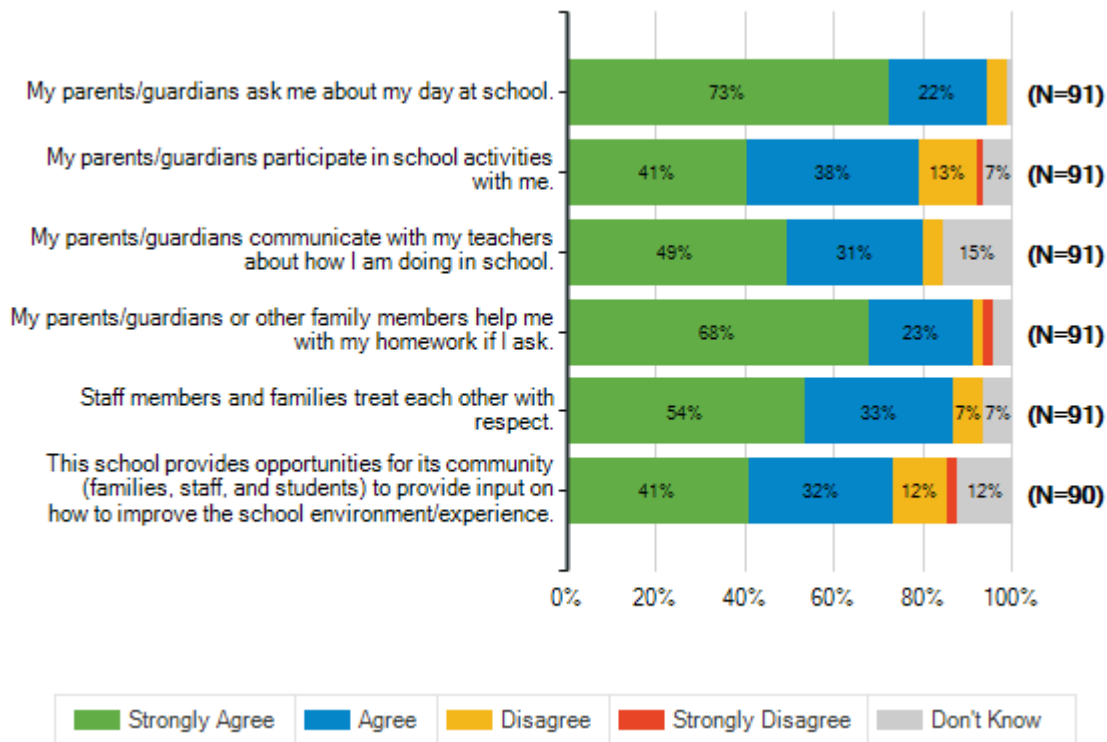
Lamar Consolidated ISD
23-24 Student School Climate Survey

| How strongly do you agree or disagree with each of the following statements? | | | | | | | |
|--|---|----------------|-------|----------|-------------------|------------|-----------------|
| | | Strongly Agree | Agree | Disagree | Strongly Disagree | Don't Know | Total Responses |
| (a) | A principal, teacher, guidance counselor, or college & career facilitator has given me advice on how to apply for scholarships. | 0 | 0 | 0 | 0 | 0 | 0 |
| | | 0% | 0% | 0% | 0% | 0% | |
| (b) | A principal, teacher, guidance counselor, or college & career facilitator has given me advice on how to get into college or workforce development programs. | 0 | 0 | 0 | 0 | 0 | 0 |
| | | 0% | 0% | 0% | 0% | 0% | |
| (c) | A principal, teacher, guidance counselor, or college & career facilitator has explored post-high school career and education paths with me. | 0 | 0 | 0 | 0 | 0 | 0 |
| | | 0% | 0% | 0% | 0% | 0% | |
| There were no responses to this question. | | | | | | | |

Lamar Consolidated ISD
23-24 Student School Climate Survey

How strongly do you agree or disagree with each of the following statements?

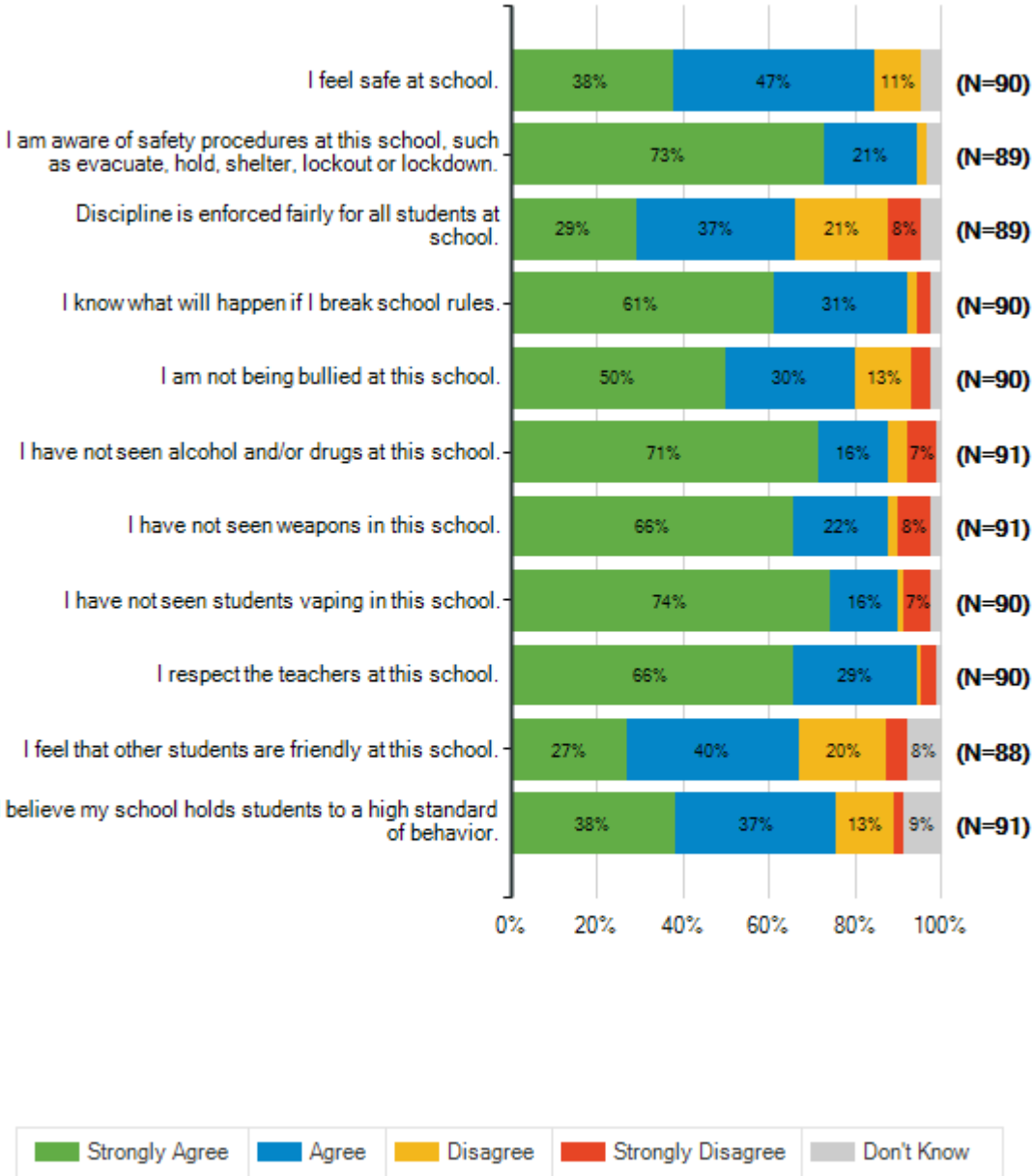
| | | Strongly Agree | Agree | Disagree | Strongly Disagree | Don't Know | Total Responses |
|-----|--|----------------|-------|----------|-------------------|------------|-----------------|
| (a) | My parents/guardians ask me about my day at school. | 66 | 20 | 4 | 0 | 1 | 91 |
| | | 73% | 22% | 4% | 0% | 1% | |
| (b) | My parents/guardians participate in school activities with me. | 37 | 35 | 12 | 1 | 6 | 91 |
| | | 41% | 38% | 13% | 1% | 7% | |
| (c) | My parents/guardians communicate with my teachers about how I am doing in school. | 45 | 28 | 4 | 0 | 14 | 91 |
| | | 49% | 31% | 4% | 0% | 15% | |
| (d) | My parents/guardians or other family members help me with my homework if I ask. | 62 | 21 | 2 | 2 | 4 | 91 |
| | | 68% | 23% | 2% | 2% | 4% | |
| (e) | Staff members and families treat each other with respect. | 49 | 30 | 6 | 0 | 6 | 91 |
| | | 54% | 33% | 7% | 0% | 7% | |
| (f) | This school provides opportunities for its community (families, staff, and students) to provide input on how to improve the school environment/experience. | 37 | 29 | 11 | 2 | 11 | 90 |
| | | 41% | 32% | 12% | 2% | 12% | |



Lamar Consolidated ISD
23-24 Student School Climate Survey

| Safety, Security, and Student Behavior | | | | | | | |
|--|---|----------------|-------|----------|-------------------|------------|-----------------|
| How strongly do you agree or disagree with each of the following statements? | | | | | | | |
| | | Strongly Agree | Agree | Disagree | Strongly Disagree | Don't Know | Total Responses |
| (a) | I feel safe at school. | 34 | 42 | 10 | 0 | 4 | 90 |
| | | 38% | 47% | 11% | 0% | 4% | |
| (b) | I am aware of safety procedures at this school, such as evacuate, hold, shelter, lockout or lockdown. | 65 | 19 | 2 | 0 | 3 | 89 |
| | | 73% | 21% | 2% | 0% | 3% | |
| (c) | Discipline is enforced fairly for all students at school. | 26 | 33 | 19 | 7 | 4 | 89 |
| | | 29% | 37% | 21% | 8% | 4% | |
| (d) | I know what will happen if I break school rules. | 55 | 28 | 2 | 3 | 2 | 90 |
| | | 61% | 31% | 2% | 3% | 2% | |
| (e) | I am not being bullied at this school. | 45 | 27 | 12 | 4 | 2 | 90 |
| | | 50% | 30% | 13% | 4% | 2% | |
| (f) | I have not seen alcohol and/or drugs at this school. | 65 | 15 | 4 | 6 | 1 | 91 |
| | | 71% | 16% | 4% | 7% | 1% | |
| (g) | I have not seen weapons in this school. | 60 | 20 | 2 | 7 | 2 | 91 |
| | | 66% | 22% | 2% | 8% | 2% | |
| (h) | I have not seen students vaping in this school. | 67 | 14 | 1 | 6 | 2 | 90 |
| | | 74% | 16% | 1% | 7% | 2% | |
| (i) | I respect the teachers at this school. | 59 | 26 | 1 | 3 | 1 | 90 |
| | | 66% | 29% | 1% | 3% | 1% | |
| (j) | I feel that other students are friendly at this school. | 24 | 35 | 18 | 4 | 7 | 88 |
| | | 27% | 40% | 20% | 5% | 8% | |
| (k) | I believe my school holds students to a high standard of behavior. | 35 | 34 | 12 | 2 | 8 | 91 |
| | | 38% | 37% | 13% | 2% | 9% | |

Lamar Consolidated ISD
 23-24 Student School Climate Survey

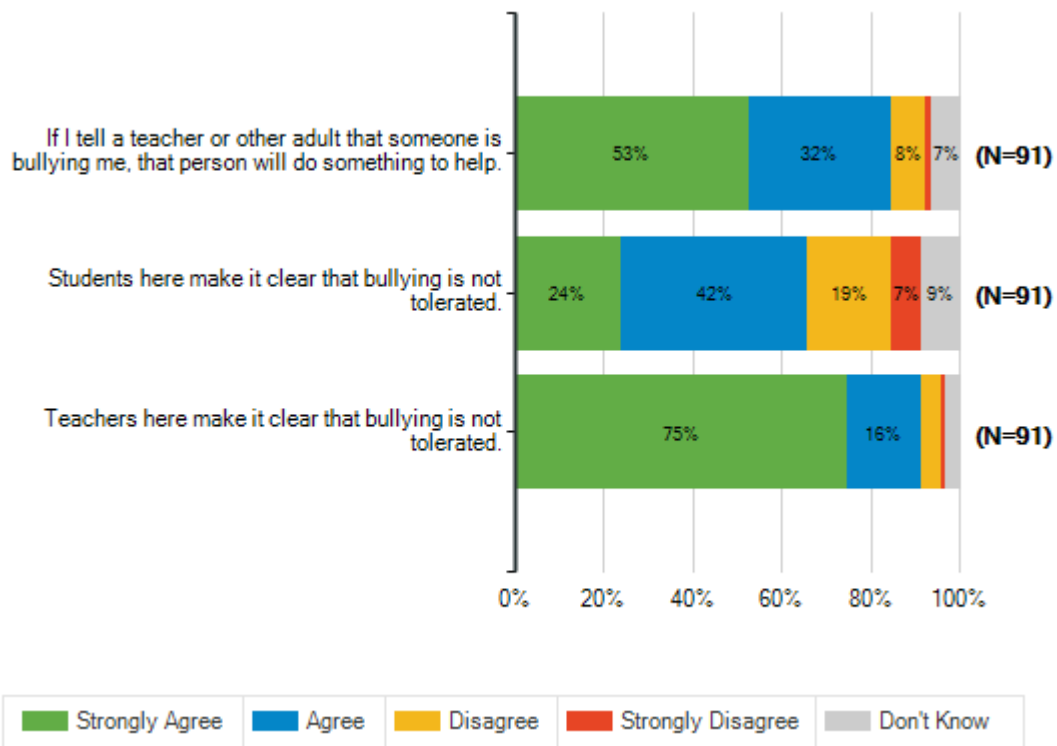


Lamar Consolidated ISD
23-24 Student School Climate Survey

Bullying

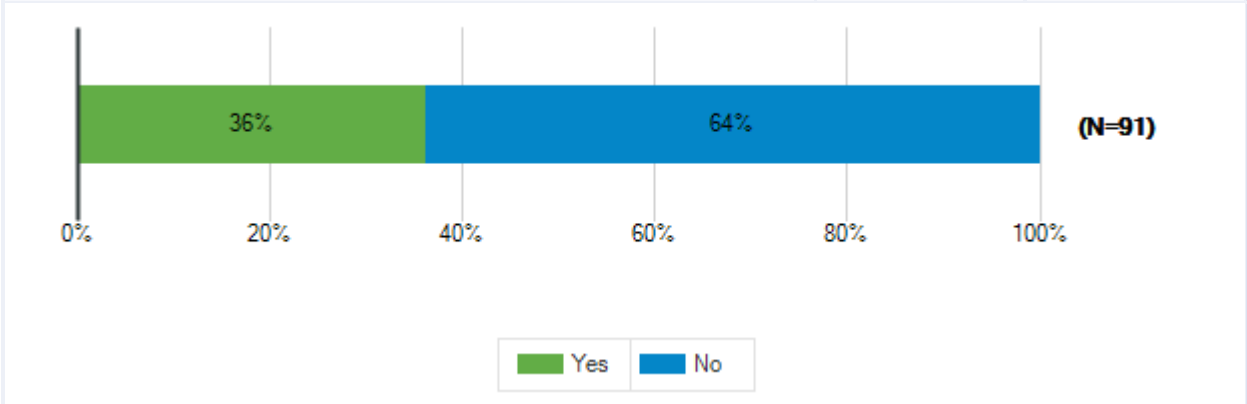
How strongly do you agree or disagree with each of the following statements?

| | | Strongly Agree | Agree | Disagree | Strongly Disagree | Don't Know | Total Responses |
|-----|--|----------------|-------|----------|-------------------|------------|-----------------|
| (a) | If I tell a teacher or other adult that someone is bullying me, that person will do something to help. | 48 | 29 | 7 | 1 | 6 | 91 |
| | | 53% | 32% | 8% | 1% | 7% | |
| (b) | Students here make it clear that bullying is not tolerated. | 22 | 38 | 17 | 6 | 8 | 91 |
| | | 24% | 42% | 19% | 7% | 9% | |
| (c) | Teachers here make it clear that bullying is not tolerated. | 68 | 15 | 4 | 1 | 3 | 91 |
| | | 75% | 16% | 4% | 1% | 3% | |



Lamar Consolidated ISD
23-24 Student School Climate Survey

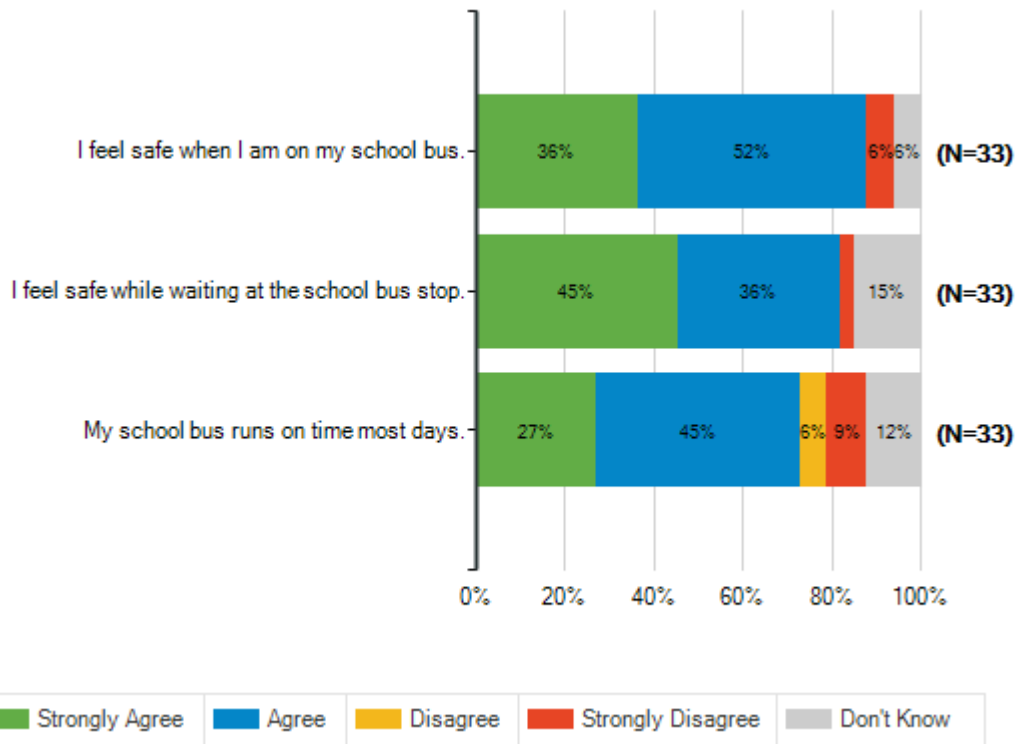
| Do you ride the school bus? | | |
|-----------------------------|-----------|-----|
| Responses | Count | % |
| Yes | 33 | 36% |
| No | 58 | 64% |
| Total Responses | 91 | |



Lamar Consolidated ISD
23-24 Student School Climate Survey

How strongly do you agree or disagree with each of the following statements?

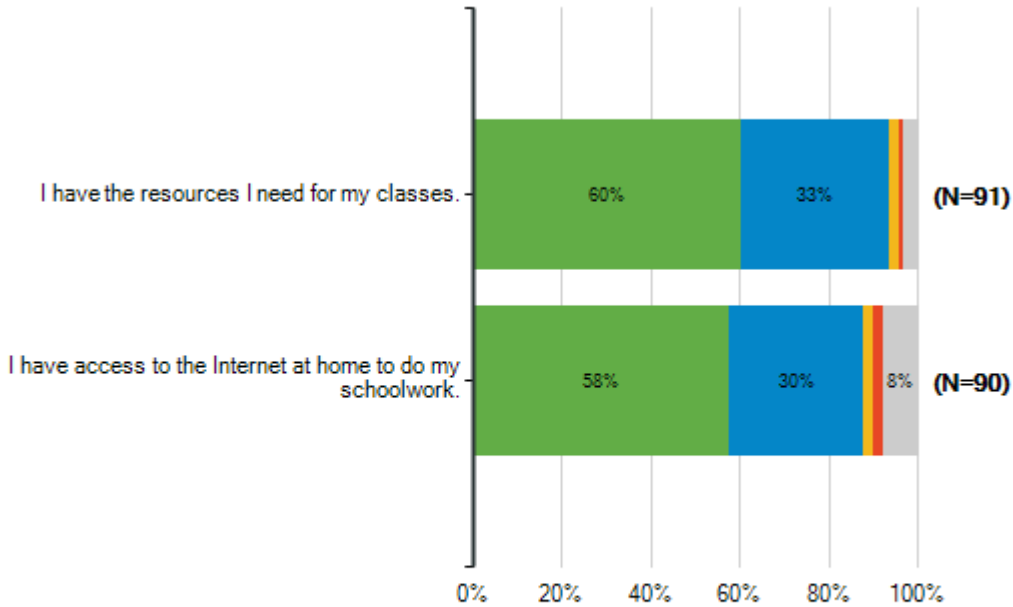
| | | Strongly Agree | Agree | Disagree | Strongly Disagree | Don't Know | Total Responses |
|-----|---|----------------|-------|----------|-------------------|------------|-----------------|
| (a) | I feel safe when I am on my school bus. | 12 | 17 | 0 | 2 | 2 | 33 |
| | | 36% | 52% | 0% | 6% | 6% | |
| (b) | I feel safe while waiting at the school bus stop. | 15 | 12 | 0 | 1 | 5 | 33 |
| | | 45% | 36% | 0% | 3% | 15% | |
| (c) | My school bus runs on time most days. | 9 | 15 | 2 | 3 | 4 | 33 |
| | | 27% | 45% | 6% | 9% | 12% | |



Lamar Consolidated ISD
 23-24 Student School Climate Survey

How strongly do you agree or disagree with each of the following statements?

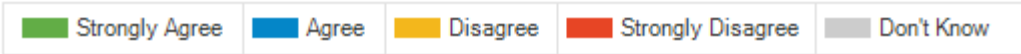
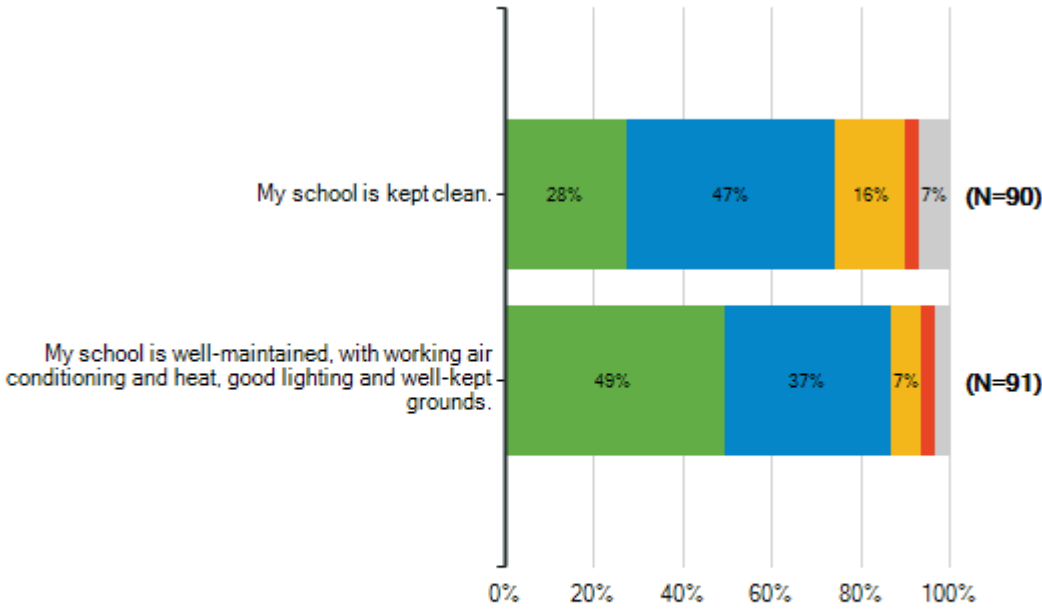
| | | Strongly Agree | Agree | Disagree | Strongly Disagree | Don't Know | Total Responses |
|-----|--|----------------|-------|----------|-------------------|------------|-----------------|
| (a) | I have the resources I need for my classes. | 55 | 30 | 2 | 1 | 3 | 91 |
| | | 60% | 33% | 2% | 1% | 3% | |
| (b) | I have access to the Internet at home to do my schoolwork. | 52 | 27 | 2 | 2 | 7 | 90 |
| | | 58% | 30% | 2% | 2% | 8% | |



Lamar Consolidated ISD
 23-24 Student School Climate Survey

How strongly do you agree or disagree with each of the following statements?

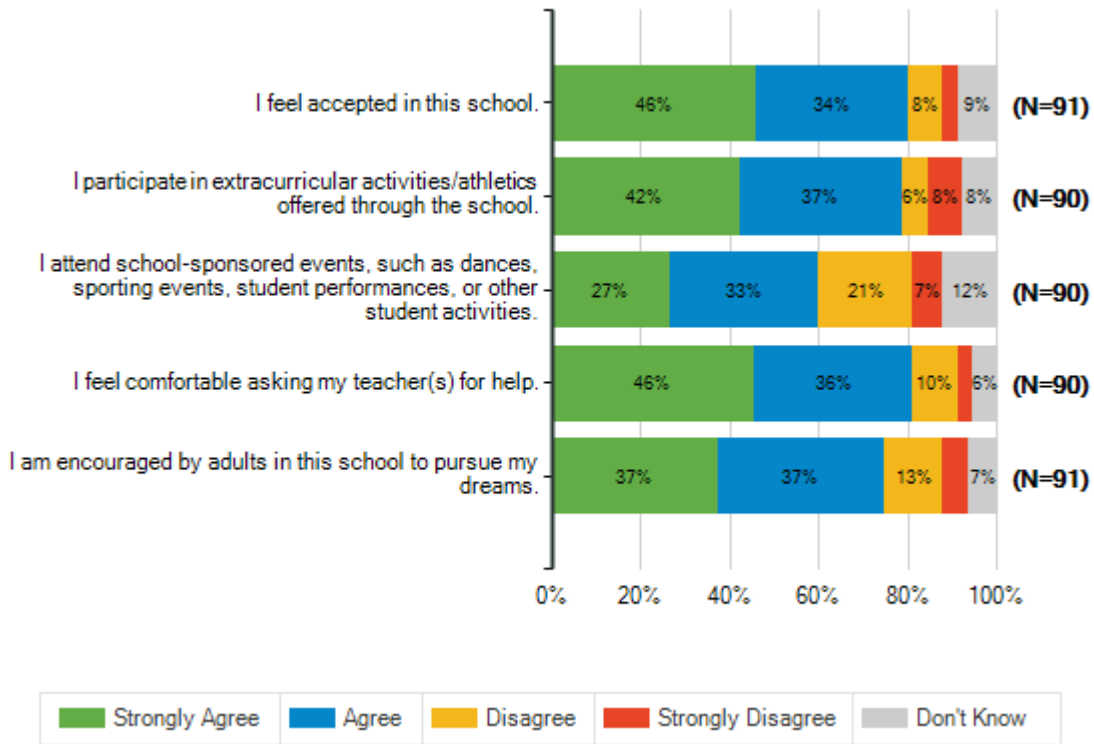
| | | Strongly Agree | Agree | Disagree | Strongly Disagree | Don't Know | Total Responses |
|-----|--|----------------|-------|----------|-------------------|------------|-----------------|
| (a) | My school is kept clean. | 25 | 42 | 14 | 3 | 6 | 90 |
| | | 28% | 47% | 16% | 3% | 7% | |
| (b) | My school is well-maintained, with working air conditioning and heat, good lighting and well-kept grounds. | 45 | 34 | 6 | 3 | 3 | 91 |
| | | 49% | 37% | 7% | 3% | 3% | |



Lamar Consolidated ISD
23-24 Student School Climate Survey

How strongly do you agree or disagree with each of the following statements?

| | Strongly Agree | Agree | Disagree | Strongly Disagree | Don't Know | Total Responses |
|---|----------------|-------|----------|-------------------|------------|-----------------|
| (a) I feel accepted in this school. | 42 | 31 | 7 | 3 | 8 | 91 |
| | 46% | 34% | 8% | 3% | 9% | |
| (b) I participate in extracurricular activities/athletics offered through the school. | 38 | 33 | 5 | 7 | 7 | 90 |
| | 42% | 37% | 6% | 8% | 8% | |
| (c) I attend school-sponsored events, such as dances, sporting events, student performances, or other student activities. | 24 | 30 | 19 | 6 | 11 | 90 |
| | 27% | 33% | 21% | 7% | 12% | |
| (d) I feel comfortable asking my teacher(s) for help. | 41 | 32 | 9 | 3 | 5 | 90 |
| | 46% | 36% | 10% | 3% | 6% | |
| (e) I am encouraged by adults in this school to pursue my dreams. | 34 | 34 | 12 | 5 | 6 | 91 |
| | 37% | 37% | 13% | 5% | 7% | |



Lamar Consolidated ISD
23-24 Student School Climate Survey

How strongly do you agree or disagree with each of the following statements?

| | | Strongly Agree | Agree | Disagree | Strongly Disagree | Don't Know | Total Responses |
|-----|---|----------------|-------|----------|-------------------|------------|-----------------|
| (a) | School leaders and staff at my school are welcoming to families of all cultures. | 54 | 24 | 1 | 1 | 11 | 91 |
| | | 59% | 26% | 1% | 1% | 12% | |
| (b) | School leaders and staff at my school are welcoming to families of all economic backgrounds. | 47 | 27 | 1 | 0 | 16 | 91 |
| | | 52% | 30% | 1% | 0% | 18% | |
| (c) | School leaders and staff at my school are welcoming to families of all races/ethnicities. | 56 | 24 | 2 | 1 | 7 | 90 |
| | | 62% | 27% | 2% | 1% | 8% | |
| (d) | School leaders and staff at my school are welcoming to families of all religions. | 58 | 27 | 0 | 0 | 6 | 91 |
| | | 64% | 30% | 0% | 0% | 7% | |
| (e) | School leaders and staff at my school are welcoming to families who speak languages other than English. | 54 | 22 | 0 | 2 | 13 | 91 |
| | | 59% | 24% | 0% | 2% | 14% | |

