



# 23-24 Student School Climate Survey

Survey Results

**Briscoe Junior High**

Lamar Consolidated ISD  
February 12 - March 4, 2024



Lamar Consolidated ISD  
23-24 Student School Climate Survey

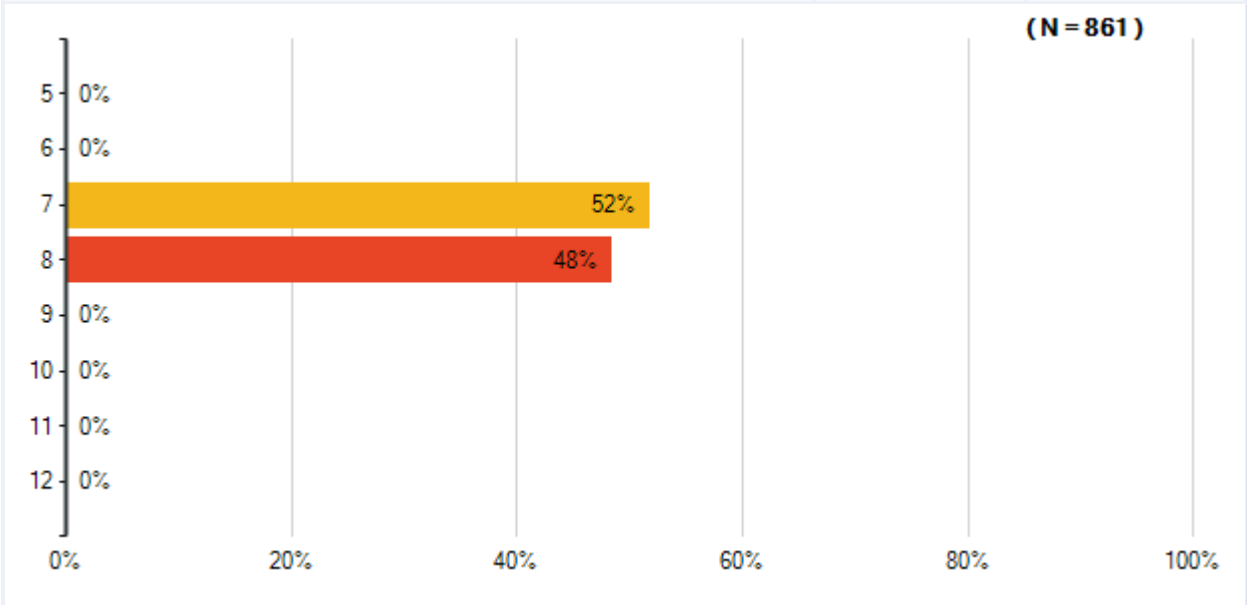
School Name	Count	%
Adolphus Elementary	0	0%
Alternative Learning Center	0	0%
Arredondo Elementary	0	0%
Austin Elementary	0	0%
Beasley Elementary	0	0%
Bentley Elementary	0	0%
Bowie Elementary	0	0%
Briscoe Junior High	0	0%
Campbell Elementary	861	100%
Carter Elementary	0	0%
Culver Elementary	0	0%
Dickinson Elementary	0	0%
Foster High School	0	0%
Frost Elementary	0	0%
Fulshear High School	0	0%
George Junior High	0	0%
George Ranch High School	0	0%
Gray Elementary	0	0%
Hubenak Elementary	0	0%
Huggins Elementary	0	0%
Hutchison Elementary	0	0%
Jackson Elementary	0	0%
Lamar Consolidated High School	0	0%
Lamar Junior High	0	0%
Leaman Junior High	0	0%
Lindsey Elementary	0	0%
Long Elementary	0	0%
McNeill Elementary	0	0%
Morgan Elementary	0	0%
Meyer Elementary	0	0%
Navarro Middle School	0	0%
Phelan Elementary	0	0%
Pink Elementary	0	0%
Randle High School	0	0%
Ray Elementary	0	0%
Reading Junior High	0	0%
Roberts Middle School	0	0%
Ryon Middle School	0	0%
Seguin ECC	0	0%

Lamar Consolidated ISD  
23-24 Student School Climate Survey

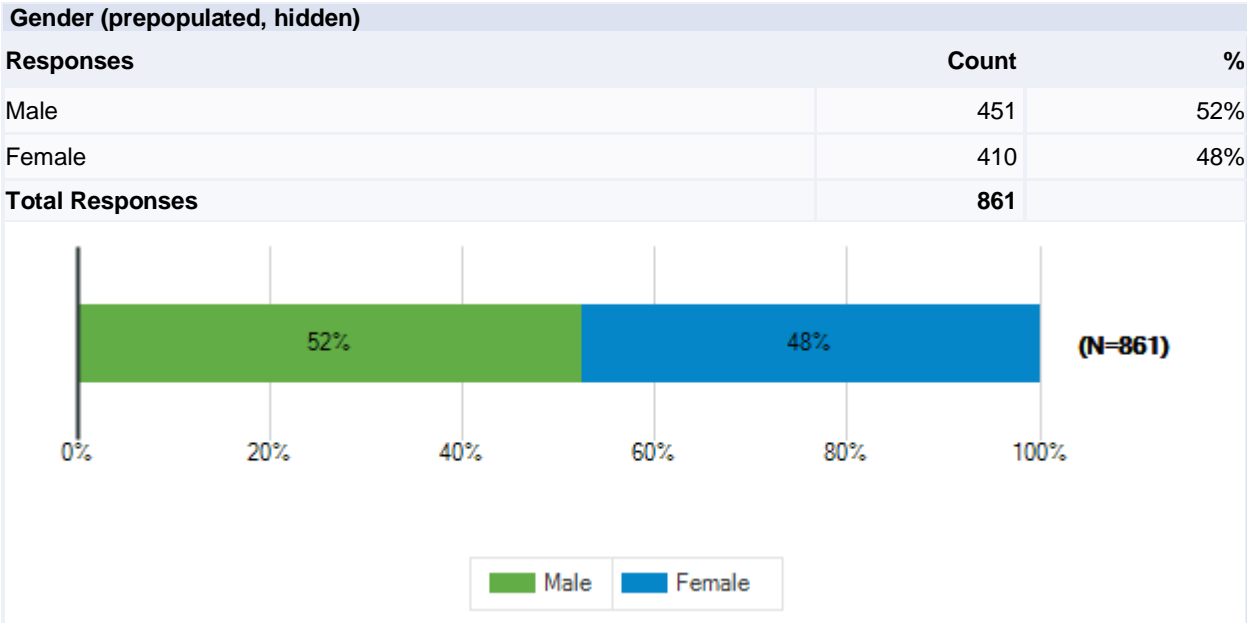
Smith Elementary	0	0%
Tamarron Elementary	0	0%
Terry High School	0	0%
Thomas Elementary	0	0%
Travis Elementary	0	0%
Velasquez Elementary	0	0%
Wertheimer Middle School	0	0%
Wessendorff Middle School	0	0%
Williams Elementary	0	0%
Wright Junior High	0	0%
1621 Place	0	0%
Wertheimer Middle School 2	0	0%
Williams Elementary 2	0	0%
Wright Junior High 2	0	0%
<b>Total Responses</b>	<b>861</b>	

Lamar Consolidated ISD  
 23-24 Student School Climate Survey

Grade Level (prepopulated, hidden)		
Responses	Count	%
5	0	0%
6	0	0%
7	445	52%
8	416	48%
9	0	0%
10	0	0%
11	0	0%
12	0	0%
<b>Total Responses</b>	<b>861</b>	

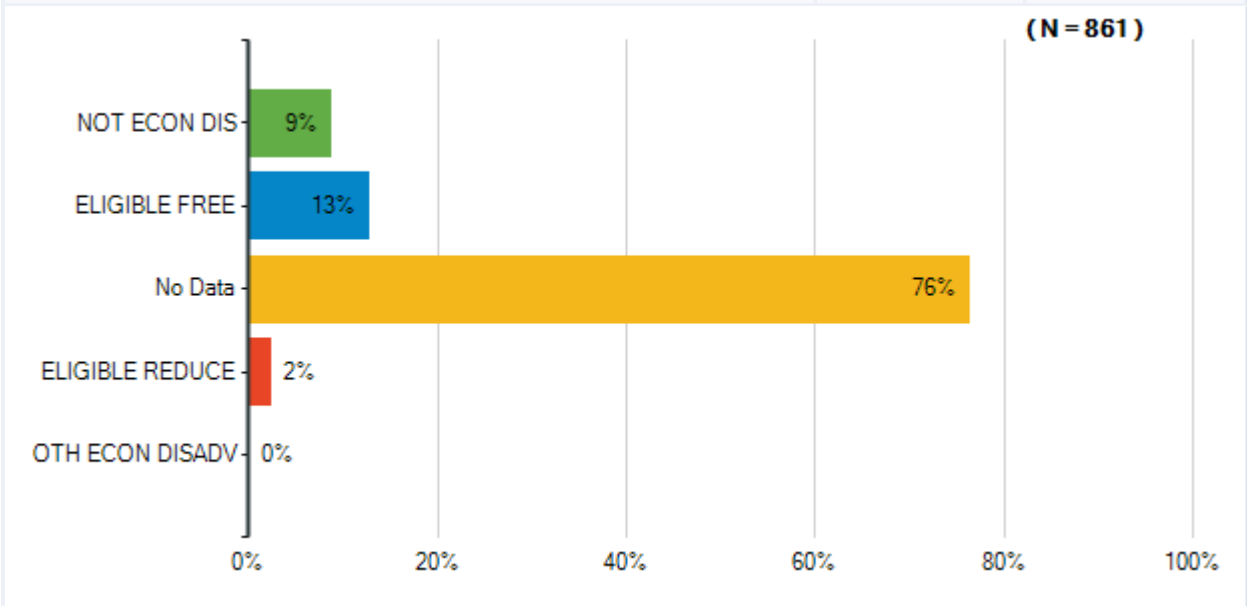


Lamar Consolidated ISD  
23-24 Student School Climate Survey



Lamar Consolidated ISD  
 23-24 Student School Climate Survey

Free or Reduced Price Meal Status		
Responses	Count	%
NOT ECON DIS	75	9%
ELIGIBLE FREE	109	13%
No Data	657	76%
ELIGIBLE REDUCE	20	2%
OTH ECON DISADV	0	0%
<b>Total Responses</b>	<b>861</b>	



Lamar Consolidated ISD  
23-24 Student School Climate Survey

Language Spoken at Home		
Responses	Count	%
AFRIKAANS	2	0%
AKAN	0	0%
ALBANIAN, TOSK	0	0%
AMHARIC	2	0%
ARABIC	19	2%
BALINESE	0	0%
BENGALI	3	0%
BOSNIAN	0	0%
BURMESE	1	0%
CAMBODIAN	0	0%
CANTONESE	3	0%
CEBUANO	0	0%
CHAOCHOW/TEOCHIU	0	0%
CHINESE	0	0%
CROATIAN	0	0%
CROW	0	0%
CZECH	0	0%
DUTCH/FLEMISH	0	0%
EFIK	0	0%
ENGLISH	650	75%
ESKIMO	0	0%
ESTONIAN	0	0%
ETHIOPIC	0	0%
EWE	1	0%
FARSI	4	0%
FINNISH	0	0%
FRENCH	6	1%
FUKIEN/HOKKIEN	0	0%
GERMAN	0	0%
GUJARATI	2	0%
HAINANESE	0	0%
HAITIAN-CREOLE	0	0%
HAKKA	0	0%
HAUSA	0	0%
HEBREW	0	0%
HINDI	1	0%
HUNGARIAN	0	0%
IBO/IGBO	6	1%

Lamar Consolidated ISD  
23-24 Student School Climate Survey

ILONGGO	1	0%
INDONESIAN	1	0%
ITALIAN	0	0%
JAPANESE	0	0%
KACHE	1	0%
KONKANI	0	0%
KOREAN	0	0%
KRIO	0	0%
KURDISH	0	0%
LAOTIAN	0	0%
LINGALA	0	0%
LITHUANIAN	0	0%
LUGANDA	0	0%
MALAY	0	0%
MALAYALAM	1	0%
MANDARIN	7	1%
MANDE	0	0%
MARATHI	0	0%
NATIVE AMERICAN LANGUAGES	0	0%
NEPALI	0	0%
NORWEGIAN	0	0%
No Data	0	0%
ORIYA	0	0%
OTHER LANGUAGES	4	0%
PANJABI	0	0%
PASHTO	1	0%
PILIPINO	7	1%
POLISH	0	0%
PORTUGUESE	1	0%
RUSSIAN	0	0%
SAMOAN	0	0%
SERBIAN	0	0%
SHANGHAI	2	0%
SHONA	0	0%
SIKKIMESE	0	0%
SINDHI	1	0%
SINHALESE	0	0%
SOMALI	0	0%
SOTHO	0	0%
SPANISH	89	10%
SWAHILI	3	0%

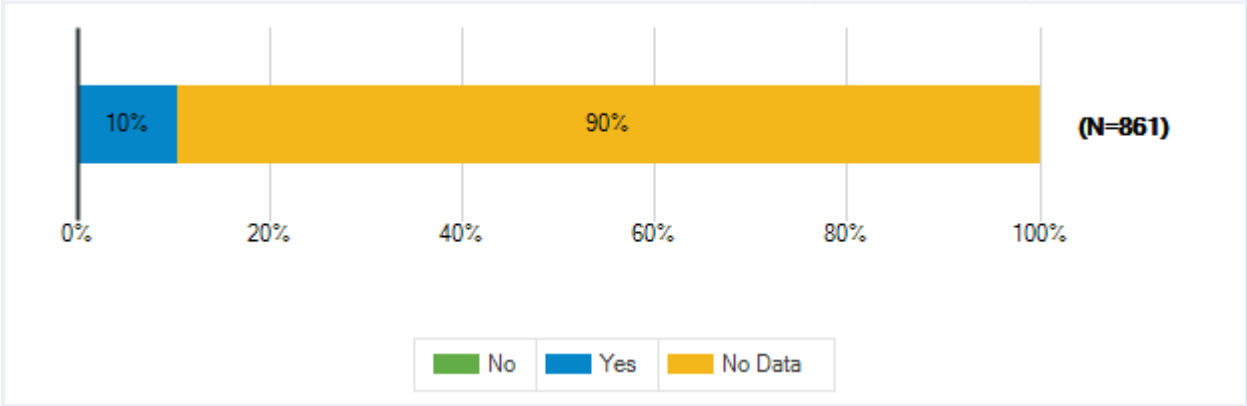


Lamar Consolidated ISD  
23-24 Student School Climate Survey

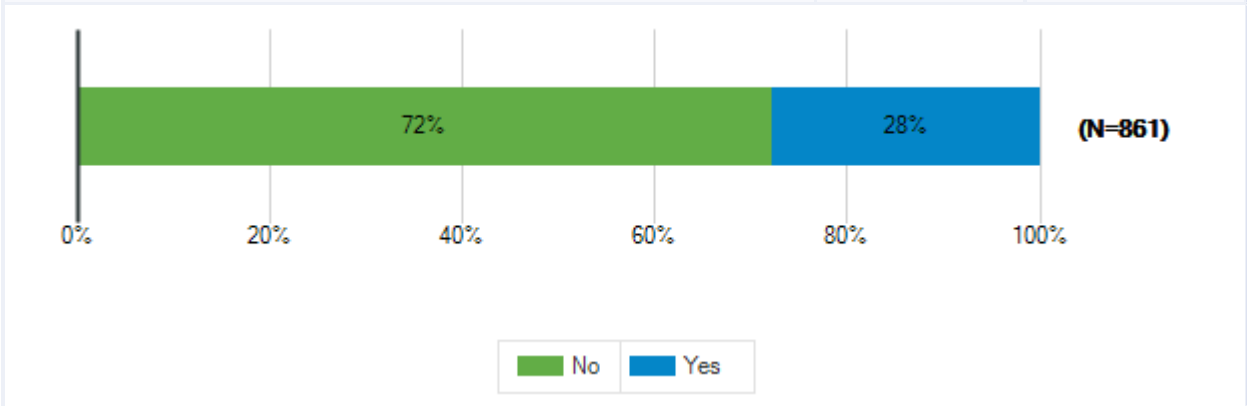
SWEDISH	0	0%
TAIWANESE/FORMOSAN/MIN NAN	1	0%
TAMIL	0	0%
TELUGU	0	0%
THAI	0	0%
TIBETAN	0	0%
TIGRINYA	0	0%
TIWA	0	0%
TURKISH	1	0%
UKRAINIAN	0	0%
URDU	9	1%
VIETNAMESE	19	2%
YORUBA	12	1%
<b>Total Responses</b>	<b>861</b>	

Lamar Consolidated ISD  
 23-24 Student School Climate Survey

Special Education Status		
Responses	Count	%
No	0	0%
Yes	90	10%
No Data	771	90%
<b>Total Responses</b>	<b>861</b>	

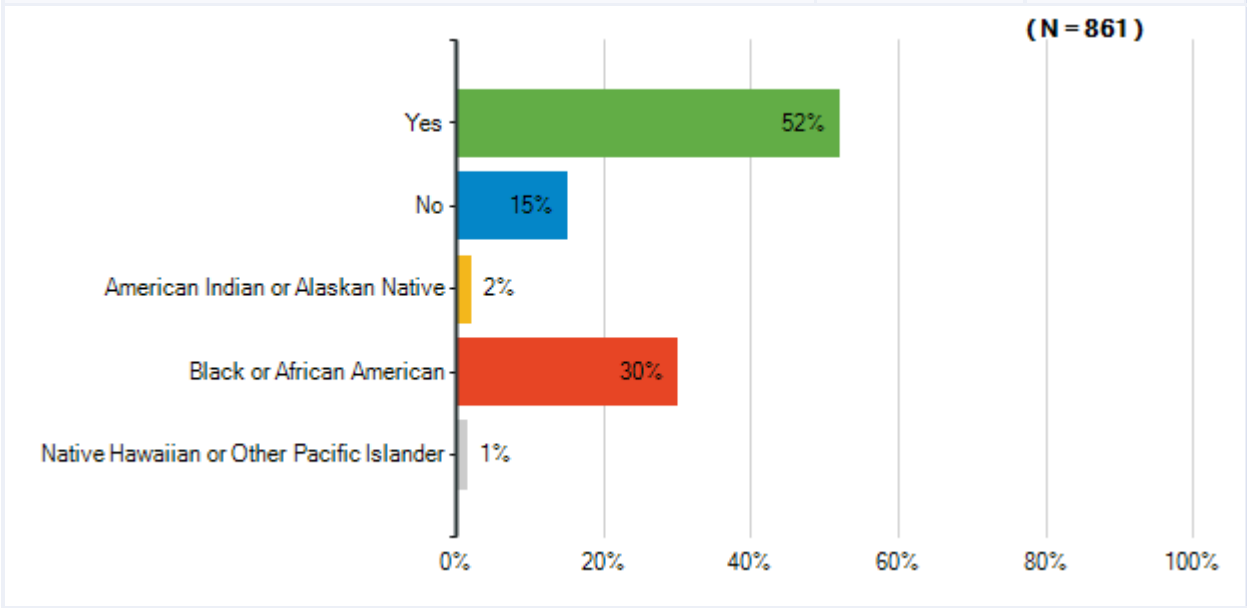


Hispanic/Latino		
Responses	Count	%
No	621	72%
Yes	240	28%
<b>Total Responses</b>	<b>861</b>	



Lamar Consolidated ISD  
 23-24 Student School Climate Survey

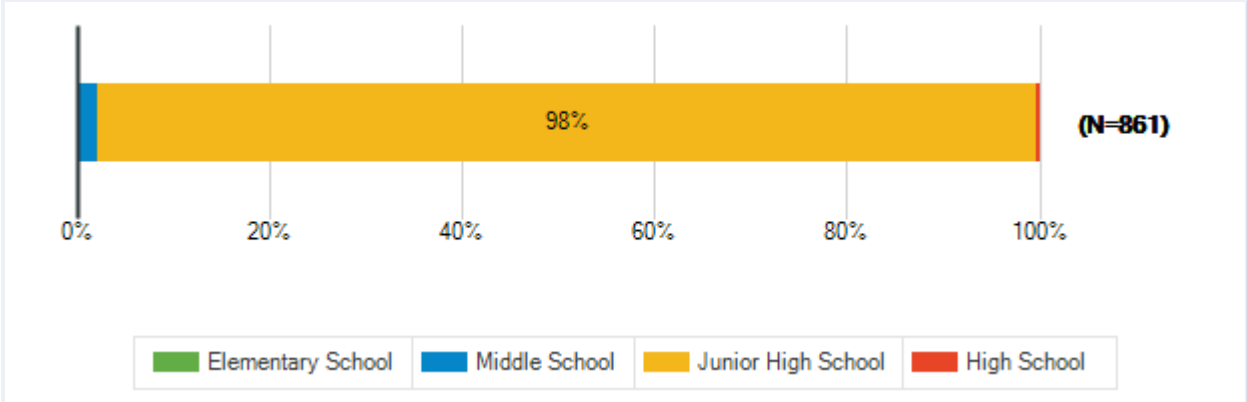
Race/Ethnicity		
Responses	Count	%
Yes	447	52%
No	128	15%
American Indian or Alaskan Native	16	2%
Black or African American	258	30%
Native Hawaiian or Other Pacific Islander	12	1%
<b>Total Responses</b>	<b>861</b>	



Lamar Consolidated ISD  
23-24 Student School Climate Survey

Please select your school level.

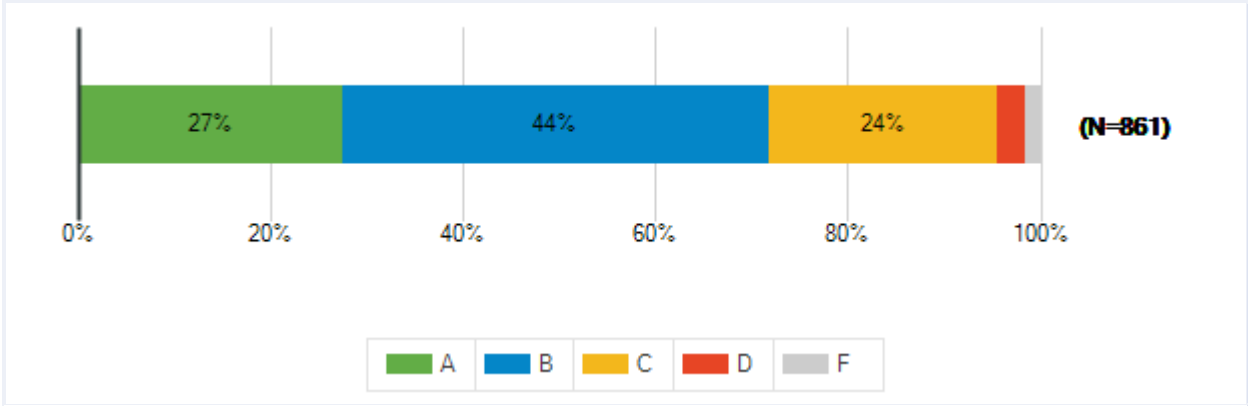
Responses	Count	%
Elementary School	0	0%
Middle School	18	2%
Junior High School	841	98%
High School	2	0%
<b>Total Responses</b>	<b>861</b>	



Lamar Consolidated ISD  
23-24 Student School Climate Survey

Students receive grades of A, B, C, D or F to report the quality of their work. What grade would you give the overall quality of the education at your school? On this scale, A represents outstanding, C is average and F is failing.

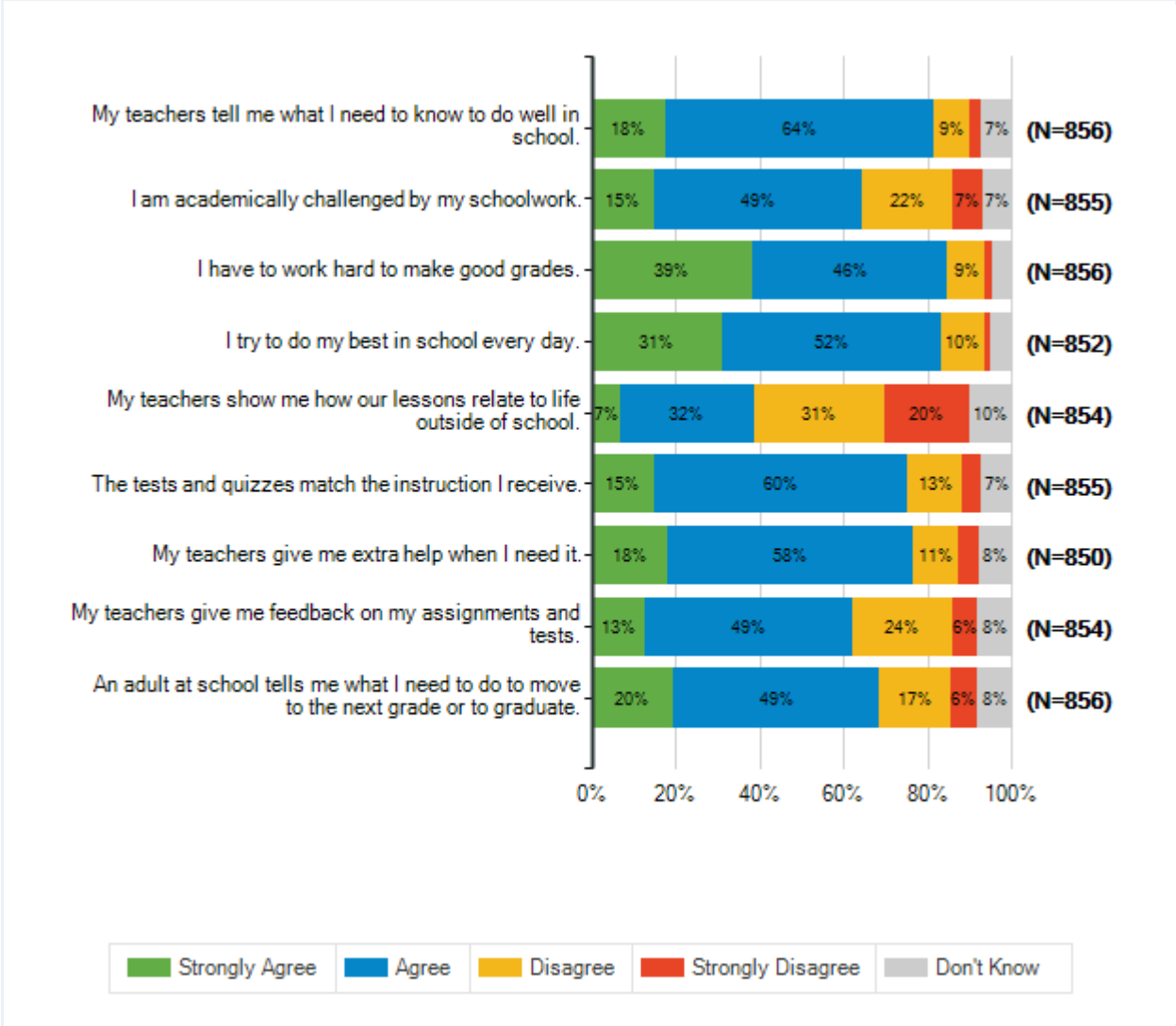
Responses	Count	%
A	236	27%
B	382	44%
C	204	24%
D	25	3%
F	14	2%
<b>Total Responses</b>	<b>861</b>	



Lamar Consolidated ISD  
23-24 Student School Climate Survey

How strongly do you agree or disagree with each of the following statements?							
		Strongly Agree	Agree	Disagree	Strongly Disagree	Don't Know	Total Responses
(a)	My teachers tell me what I need to know to do well in school.	153	545	74	20	64	856
		18%	64%	9%	2%	7%	
(b)	I am academically challenged by my schoolwork.	128	423	184	60	60	855
		15%	49%	22%	7%	7%	
(c)	I have to work hard to make good grades.	330	396	75	17	38	856
		39%	46%	9%	2%	4%	
(d)	I try to do my best in school every day.	267	442	87	13	43	852
		31%	52%	10%	2%	5%	
(e)	My teachers show me how our lessons relate to life outside of school.	60	271	264	173	86	854
		7%	32%	31%	20%	10%	
(f)	The tests and quizzes match the instruction I receive.	128	516	111	38	62	855
		15%	60%	13%	4%	7%	
(g)	My teachers give me extra help when I need it.	154	495	92	43	66	850
		18%	58%	11%	5%	8%	
(h)	My teachers give me feedback on my assignments and tests.	110	419	205	49	71	854
		13%	49%	24%	6%	8%	
(i)	An adult at school tells me what I need to do to move to the next grade or to graduate.	168	419	144	53	72	856
		20%	49%	17%	6%	8%	

Lamar Consolidated ISD  
 23-24 Student School Climate Survey

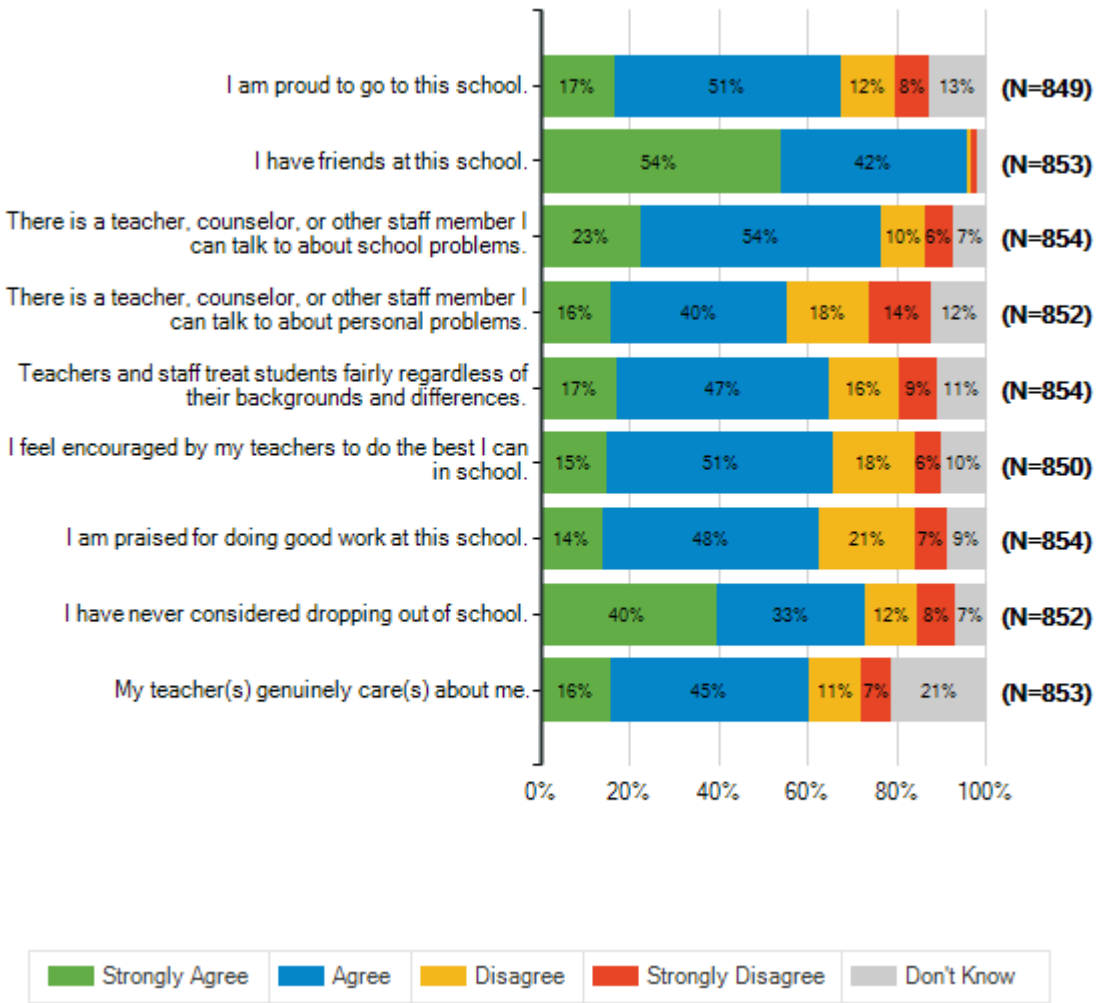


Lamar Consolidated ISD  
23-24 Student School Climate Survey

How strongly do you agree or disagree with each of the following statements?							
		Strongly Agree	Agree	Disagree	Strongly Disagree	Don't Know	Total Responses
(a)	I am proud to go to this school.	143	431	101	66	108	849
		17%	51%	12%	8%	13%	
(b)	I have friends at this school.	460	356	9	13	15	853
		54%	42%	1%	2%	2%	
(c)	There is a teacher, counselor, or other staff member I can talk to about school problems.	194	459	85	52	64	854
		23%	54%	10%	6%	7%	
(d)	There is a teacher, counselor, or other staff member I can talk to about personal problems.	135	338	156	120	103	852
		16%	40%	18%	14%	12%	
(e)	Teachers and staff treat students fairly regardless of their backgrounds and differences.	149	404	134	74	93	854
		17%	47%	16%	9%	11%	
(f)	I feel encouraged by my teachers to do the best I can in school.	129	431	154	52	84	850
		15%	51%	18%	6%	10%	
(g)	I am praised for doing good work at this school.	122	412	183	62	75	854
		14%	48%	21%	7%	9%	
(h)	I have never considered dropping out of school.	337	284	101	72	58	852
		40%	33%	12%	8%	7%	
(i)	My teacher(s) genuinely care(s) about me.	134	382	97	59	181	853
		16%	45%	11%	7%	21%	



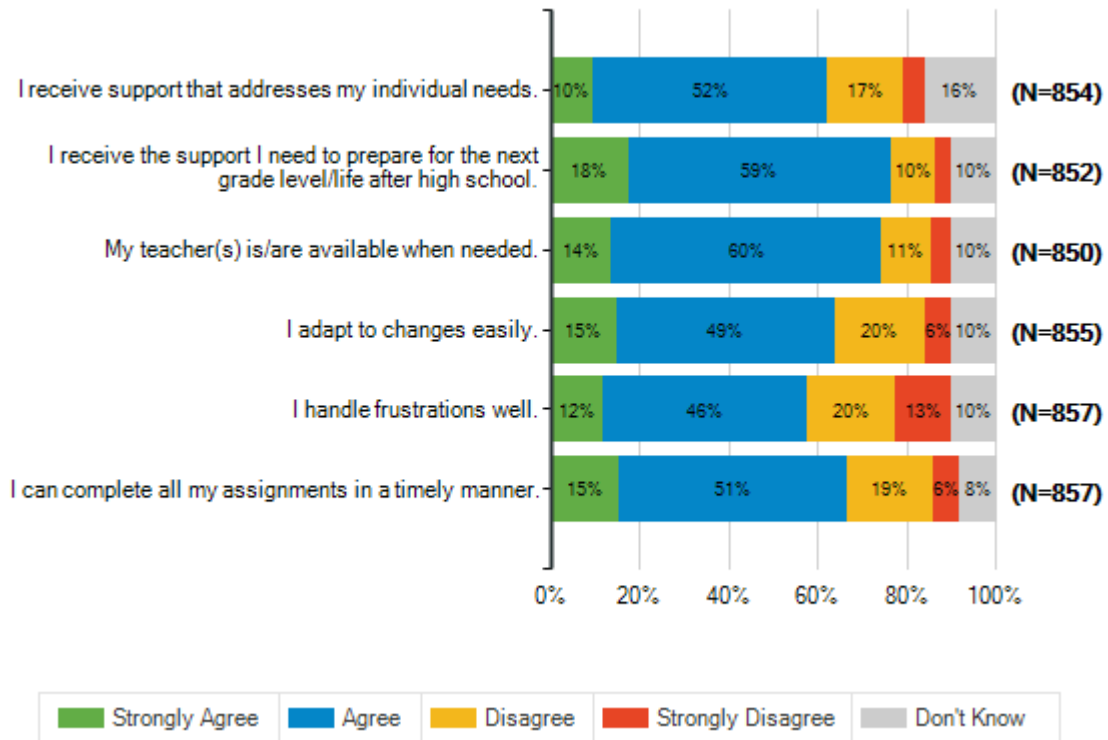
Lamar Consolidated ISD  
 23-24 Student School Climate Survey



Lamar Consolidated ISD  
23-24 Student School Climate Survey

How strongly do you agree or disagree with each of the following statements?

		Strongly Agree	Agree	Disagree	Strongly Disagree	Don't Know	Total Responses
(a)	I receive support that addresses my individual needs.	84	448	144	41	137	854
		10%	52%	17%	5%	16%	
(b)	I receive the support I need to prepare for the next grade level/life after high school.	150	502	85	30	85	852
		18%	59%	10%	4%	10%	
(c)	My teacher(s) is/are available when needed.	118	513	96	38	85	850
		14%	60%	11%	4%	10%	
(d)	I adapt to changes easily.	129	416	173	51	86	855
		15%	49%	20%	6%	10%	
(e)	I handle frustrations well.	103	391	169	109	85	857
		12%	46%	20%	13%	10%	
(f)	I can complete all my assignments in a timely manner.	132	440	164	52	69	857
		15%	51%	19%	6%	8%	



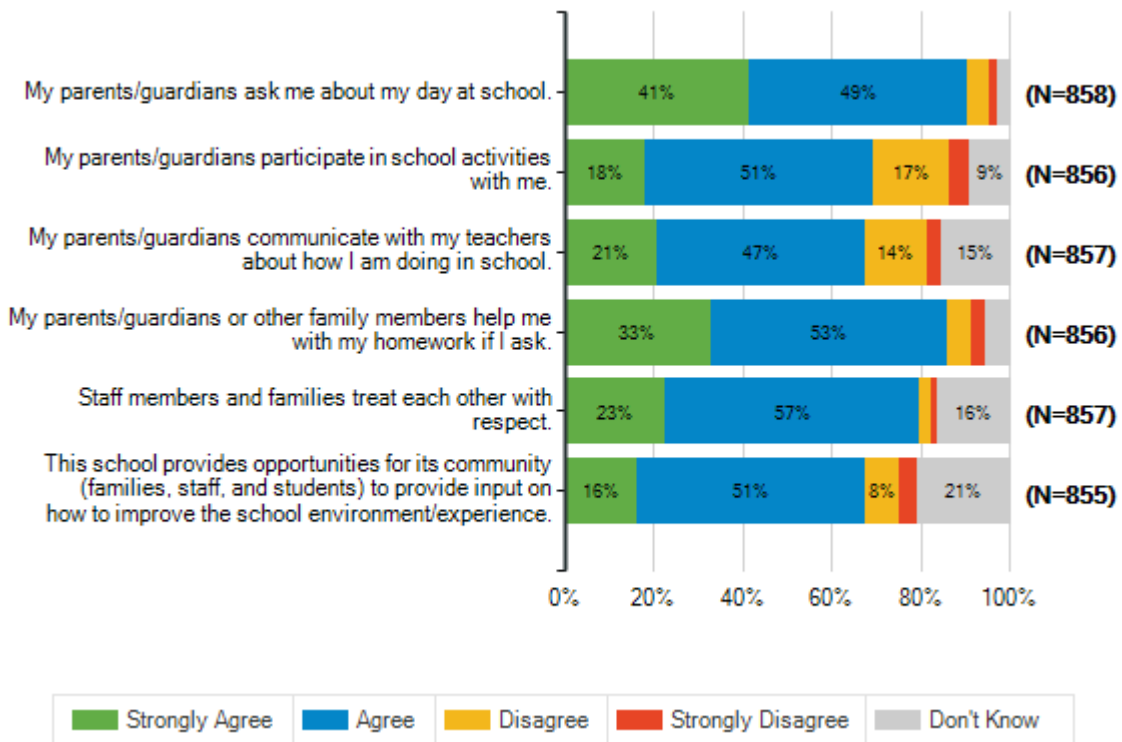
Lamar Consolidated ISD  
23-24 Student School Climate Survey

How strongly do you agree or disagree with each of the following statements?							
		Strongly Agree	Agree	Disagree	Strongly Disagree	Don't Know	Total Responses
(a)	A principal, teacher, guidance counselor, or college & career facilitator has given me advice on how to apply for scholarships.	0	0	0	0	0	0
		0%	0%	0%	0%	0%	
(b)	A principal, teacher, guidance counselor, or college & career facilitator has given me advice on how to get into college or workforce development programs.	0	0	0	0	0	0
		0%	0%	0%	0%	0%	
(c)	A principal, teacher, guidance counselor, or college & career facilitator has explored post-high school career and education paths with me.	0	0	0	0	0	0
		0%	0%	0%	0%	0%	
<b>There were no responses to this question.</b>							

Lamar Consolidated ISD  
23-24 Student School Climate Survey

How strongly do you agree or disagree with each of the following statements?

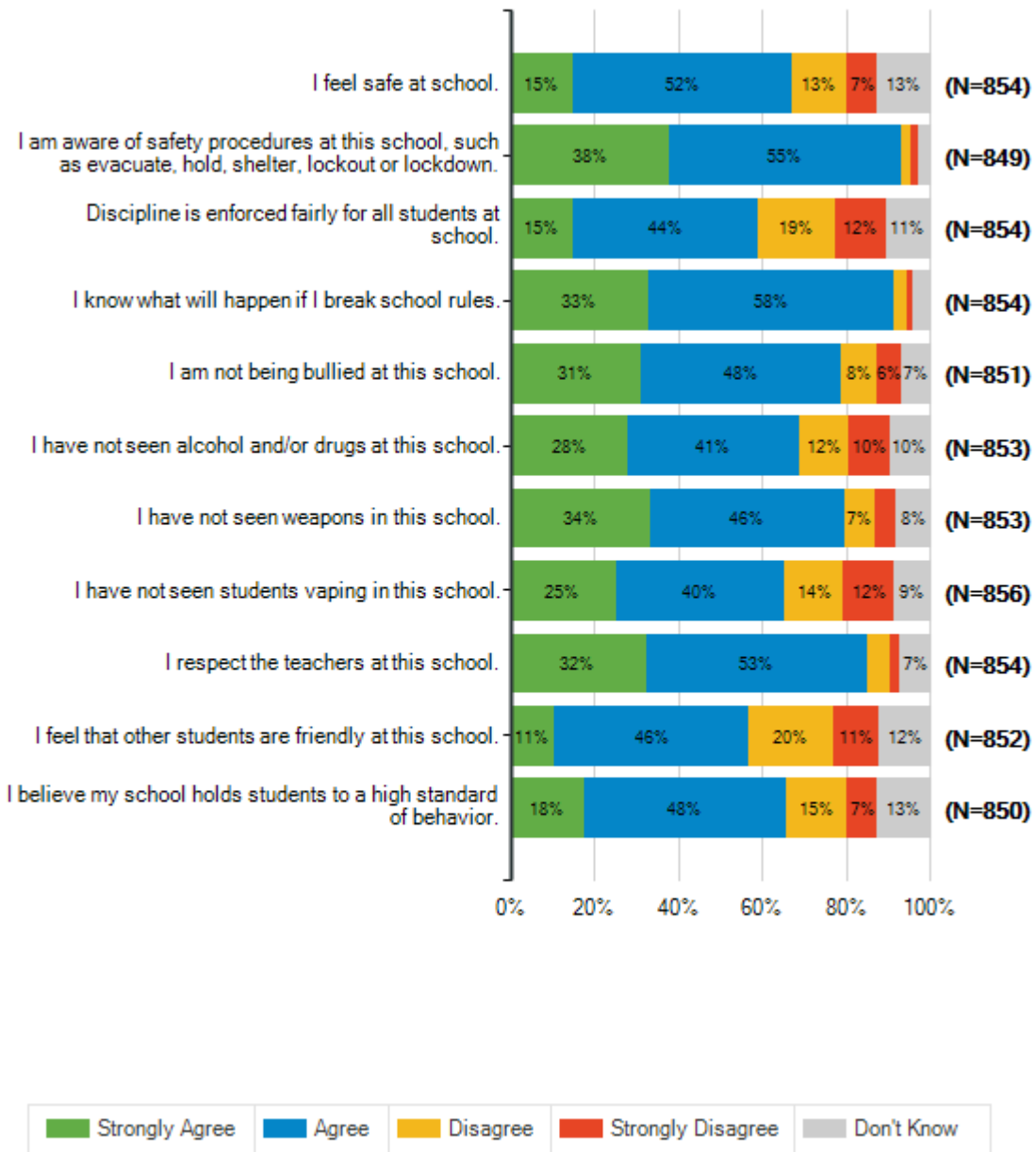
		Strongly Agree	Agree	Disagree	Strongly Disagree	Don't Know	Total Responses
(a)	My parents/guardians ask me about my day at school.	356	421	40	15	26	858
		41%	49%	5%	2%	3%	
(b)	My parents/guardians participate in school activities with me.	155	437	147	40	77	856
		18%	51%	17%	5%	9%	
(c)	My parents/guardians communicate with my teachers about how I am doing in school.	179	399	119	28	132	857
		21%	47%	14%	3%	15%	
(d)	My parents/guardians or other family members help me with my homework if I ask.	283	454	46	27	46	856
		33%	53%	5%	3%	5%	
(e)	Staff members and families treat each other with respect.	195	488	23	12	139	857
		23%	57%	3%	1%	16%	
(f)	This school provides opportunities for its community (families, staff, and students) to provide input on how to improve the school environment/experience.	140	436	68	34	177	855
		16%	51%	8%	4%	21%	



Lamar Consolidated ISD  
23-24 Student School Climate Survey

Safety, Security, and Student Behavior							
How strongly do you agree or disagree with each of the following statements?							
		Strongly Agree	Agree	Disagree	Strongly Disagree	Don't Know	Total Responses
(a)	I feel safe at school.	129	444	110	64	107	854
		15%	52%	13%	7%	13%	
(b)	I am aware of safety procedures at this school, such as evacuate, hold, shelter, lockout or lockdown.	321	469	20	16	23	849
		38%	55%	2%	2%	3%	
(c)	Discipline is enforced fairly for all students at school.	127	376	159	101	91	854
		15%	44%	19%	12%	11%	
(d)	I know what will happen if I break school rules.	281	499	27	13	34	854
		33%	58%	3%	2%	4%	
(e)	I am not being bullied at this school.	267	405	72	47	60	851
		31%	48%	8%	6%	7%	
(f)	I have not seen alcohol and/or drugs at this school.	239	347	102	82	83	853
		28%	41%	12%	10%	10%	
(g)	I have not seen weapons in this school.	287	391	63	43	69	853
		34%	46%	7%	5%	8%	
(h)	I have not seen students vaping in this school.	216	344	119	103	74	856
		25%	40%	14%	12%	9%	
(i)	I respect the teachers at this school.	276	452	44	21	61	854
		32%	53%	5%	2%	7%	
(j)	I feel that other students are friendly at this school.	91	393	171	94	103	852
		11%	46%	20%	11%	12%	
(k)	I believe my school holds students to a high standard of behavior.	150	408	124	60	108	850
		18%	48%	15%	7%	13%	

Lamar Consolidated ISD  
23-24 Student School Climate Survey

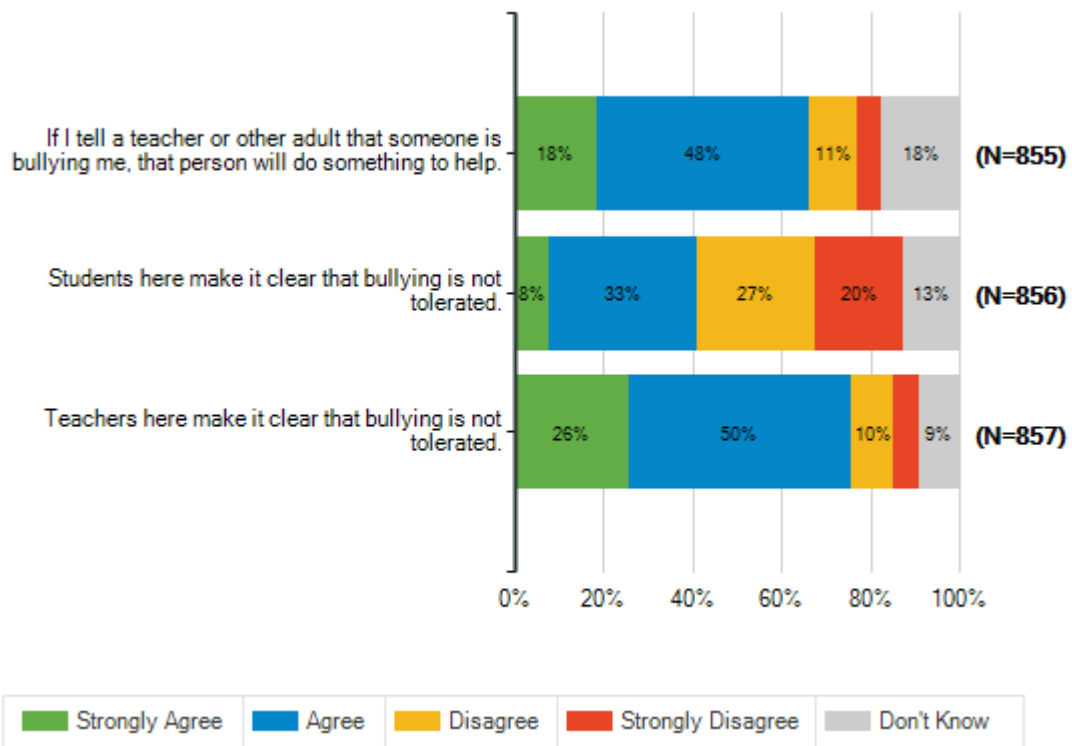


Lamar Consolidated ISD  
23-24 Student School Climate Survey

**Bullying**

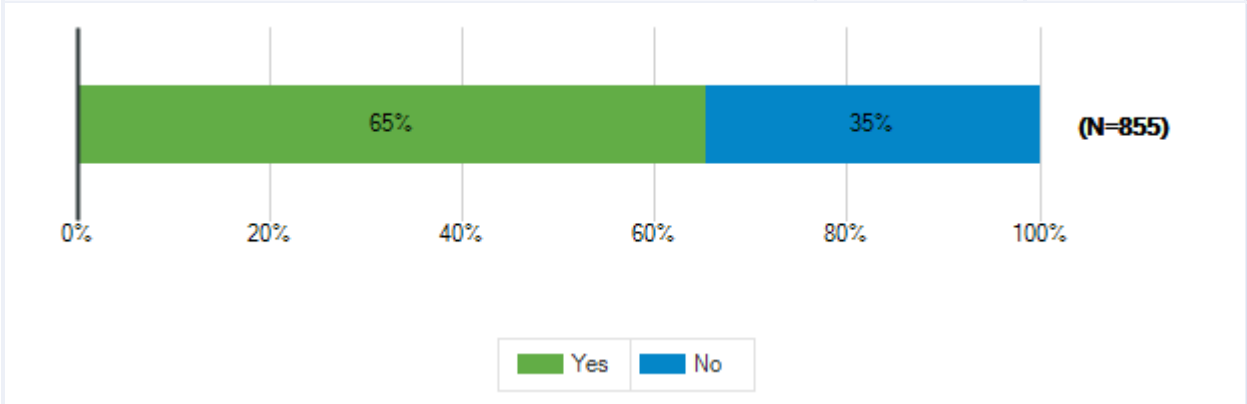
How strongly do you agree or disagree with each of the following statements?

		Strongly Agree	Agree	Disagree	Strongly Disagree	Don't Know	Total Responses
(a)	If I tell a teacher or other adult that someone is bullying me, that person will do something to help.	158	409	92	46	150	855
		18%	48%	11%	5%	18%	
(b)	Students here make it clear that bullying is not tolerated.	69	282	227	170	108	856
		8%	33%	27%	20%	13%	
(c)	Teachers here make it clear that bullying is not tolerated.	222	426	82	47	80	857
		26%	50%	10%	5%	9%	



Lamar Consolidated ISD  
23-24 Student School Climate Survey

Do you ride the school bus?		
Responses	Count	%
Yes	558	65%
No	297	35%
<b>Total Responses</b>	<b>855</b>	

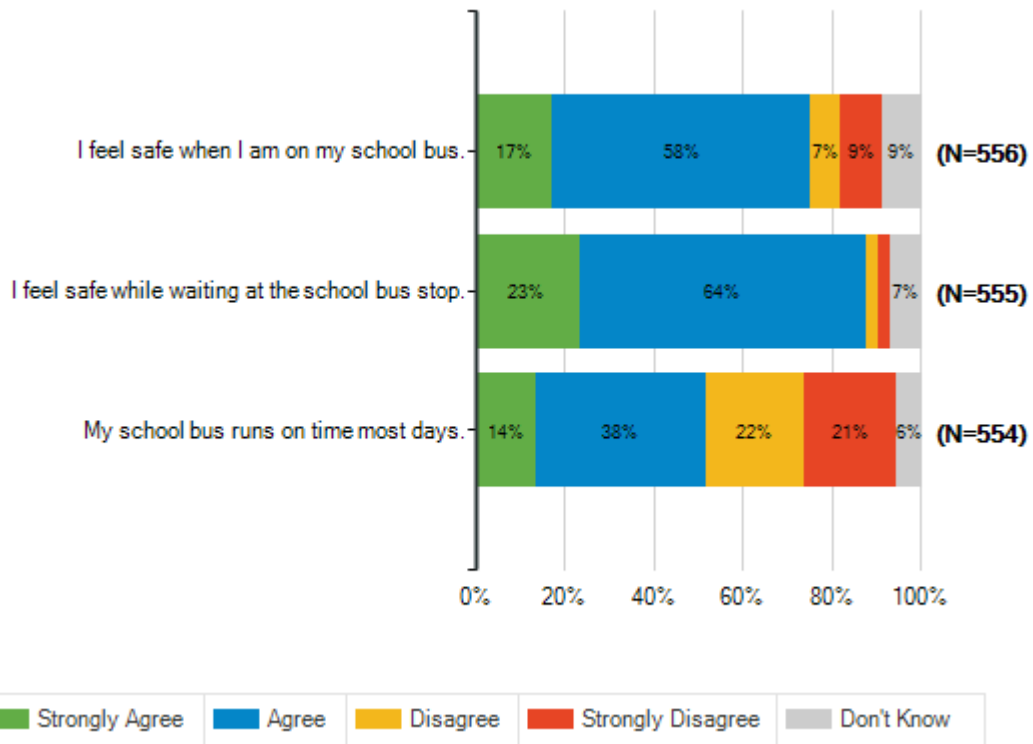




Lamar Consolidated ISD  
23-24 Student School Climate Survey

How strongly do you agree or disagree with each of the following statements?

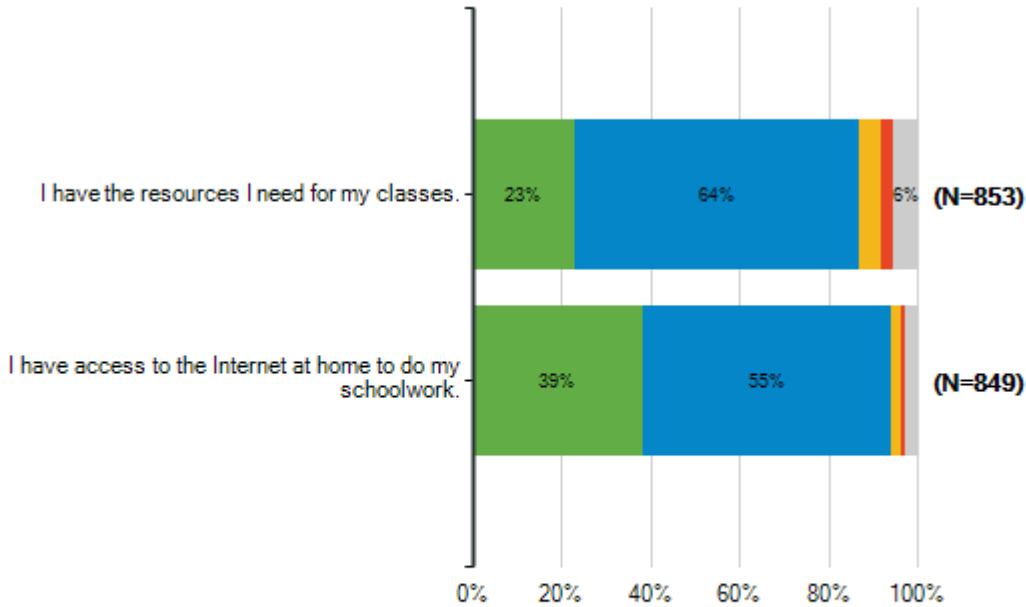
	Strongly Agree	Agree	Disagree	Strongly Disagree	Don't Know	Total Responses
(a) I feel safe when I am on my school bus.	96	323	37	52	48	556
	17%	58%	7%	9%	9%	
(b) I feel safe while waiting at the school bus stop.	130	357	15	14	39	555
	23%	64%	3%	3%	7%	
(c) My school bus runs on time most days.	77	209	122	115	31	554
	14%	38%	22%	21%	6%	



Lamar Consolidated ISD  
 23-24 Student School Climate Survey

How strongly do you agree or disagree with each of the following statements?

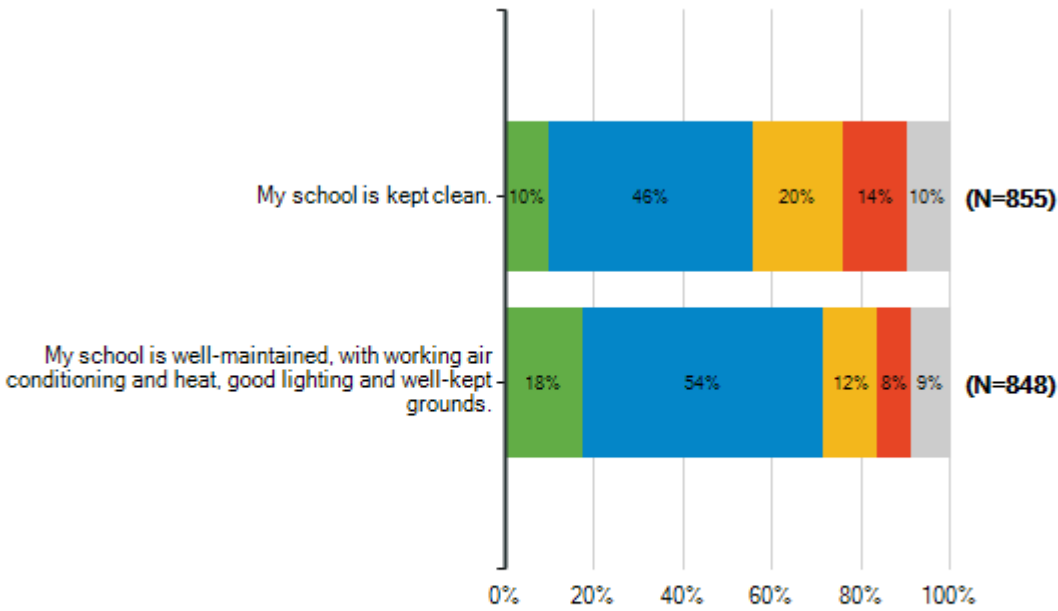
		Strongly Agree	Agree	Disagree	Strongly Disagree	Don't Know	Total Responses
(a)	I have the resources I need for my classes.	198	543	43	22	47	853
		23%	64%	5%	3%	6%	
(b)	I have access to the Internet at home to do my schoolwork.	327	471	19	9	23	849
		39%	55%	2%	1%	3%	



Lamar Consolidated ISD  
 23-24 Student School Climate Survey

How strongly do you agree or disagree with each of the following statements?

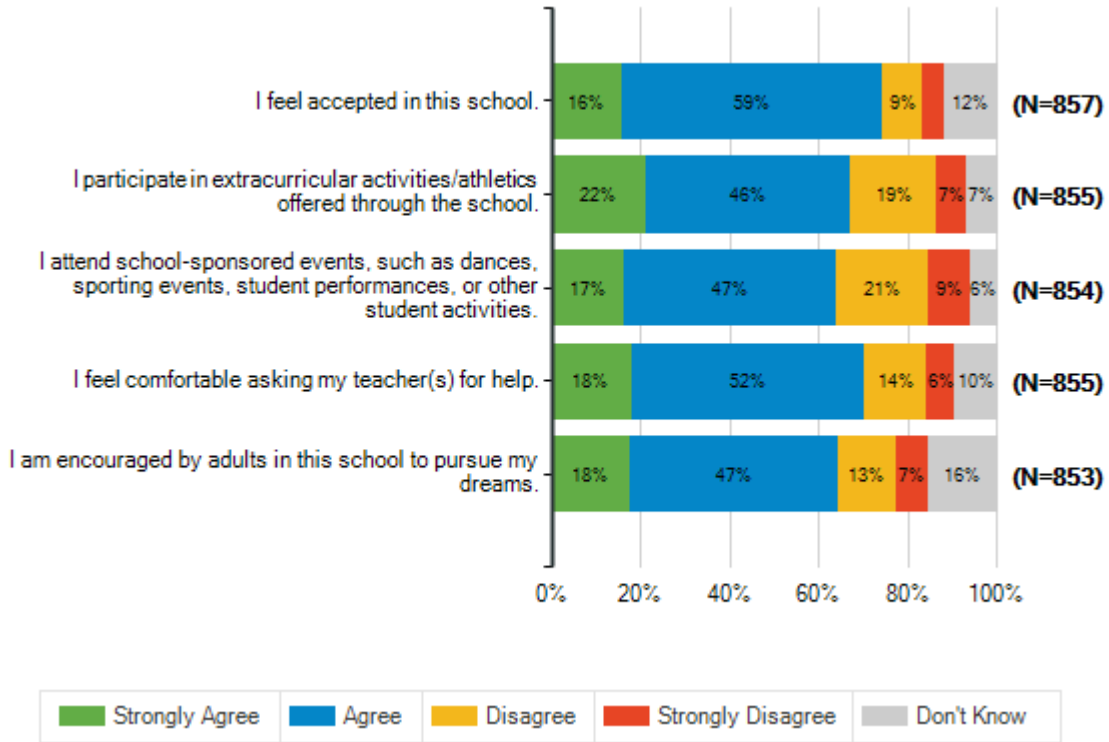
		Strongly Agree	Agree	Disagree	Strongly Disagree	Don't Know	Total Responses
(a)	My school is kept clean.	86	392	171	123	83	855
		10%	46%	20%	14%	10%	
(b)	My school is well-maintained, with working air conditioning and heat, good lighting and well-kept grounds.	151	457	103	64	73	848
		18%	54%	12%	8%	9%	



Lamar Consolidated ISD  
23-24 Student School Climate Survey

How strongly do you agree or disagree with each of the following statements?

	Strongly Agree	Agree	Disagree	Strongly Disagree	Don't Know	Total Responses
(a) I feel accepted in this school.	135	503	76	41	102	857
	16%	59%	9%	5%	12%	
(b) I participate in extracurricular activities/athletics offered through the school.	184	391	165	58	57	855
	22%	46%	19%	7%	7%	
(c) I attend school-sponsored events, such as dances, sporting events, student performances, or other student activities.	141	404	178	80	51	854
	17%	47%	21%	9%	6%	
(d) I feel comfortable asking my teacher(s) for help.	154	448	118	53	82	855
	18%	52%	14%	6%	10%	
(e) I am encouraged by adults in this school to pursue my dreams.	150	398	112	60	133	853
	18%	47%	13%	7%	16%	



Lamar Consolidated ISD  
23-24 Student School Climate Survey

How strongly do you agree or disagree with each of the following statements?

		Strongly Agree	Agree	Disagree	Strongly Disagree	Don't Know	Total Responses
(a)	School leaders and staff at my school are welcoming to families of all cultures.	180	470	29	29	147	855
		21%	55%	3%	3%	17%	
(b)	School leaders and staff at my school are welcoming to families of all economic backgrounds.	167	476	30	25	157	855
		20%	56%	4%	3%	18%	
(c)	School leaders and staff at my school are welcoming to families of all races/ethnicities.	180	479	37	28	131	855
		21%	56%	4%	3%	15%	
(d)	School leaders and staff at my school are welcoming to families of all religions.	187	486	17	25	140	855
		22%	57%	2%	3%	16%	
(e)	School leaders and staff at my school are welcoming to families who speak languages other than English.	200	484	17	21	133	855
		23%	57%	2%	2%	16%	

