



# 23-24 Parent School Climate Survey

Survey Results

**Williams Elementary**

Lamar Consolidated ISD  
February 12 - March 4, 2024



Lamar Consolidated ISD  
23-24 Parent School Climate Survey

**Please select your student's school. If you have students attending more than one school in the District, please click on the link at the end of the survey to retake the survey for another school.**

<b>Responses</b>	<b>Count</b>	<b>%</b>
Adolphus Elementary	0	0%
Alternative Learning Center	0	0%
Arredondo Elementary	0	0%
Austin Elementary	0	0%
Beasley Elementary	0	0%
Bentley Elementary	0	0%
Bowie Elementary	0	0%
Briscoe Junior High	0	0%
Campbell Elementary	0	0%
Carter Elementary	0	0%
Culver Elementary	0	0%
Dickinson Elementary	0	0%
Foster High School	0	0%
Frost Elementary	0	0%
Fulshear High School	0	0%
George Junior High	0	0%
George Ranch High School	0	0%
Gray Elementary	0	0%
Hubenak Elementary	0	0%
Huggins Elementary	0	0%
Hutchison Elementary	0	0%
Jackson Elementary	0	0%
Lamar Consolidated High School	0	0%
Lamar Junior High	0	0%
Leaman Junior High	0	0%
Lindsey Elementary	0	0%
Long Elementary	0	0%
McNeill Elementary	0	0%
Morgan Elementary	0	0%
Meyer Elementary	0	0%
Navarro Middle School	0	0%
Phelan Elementary	0	0%
Pink Elementary	0	0%
Randle High School	0	0%
Ray Elementary	0	0%
Reading Junior High	0	0%
Roberts Middle School	0	0%
Ryon Middle School	0	0%
Seguin ECC	0	0%

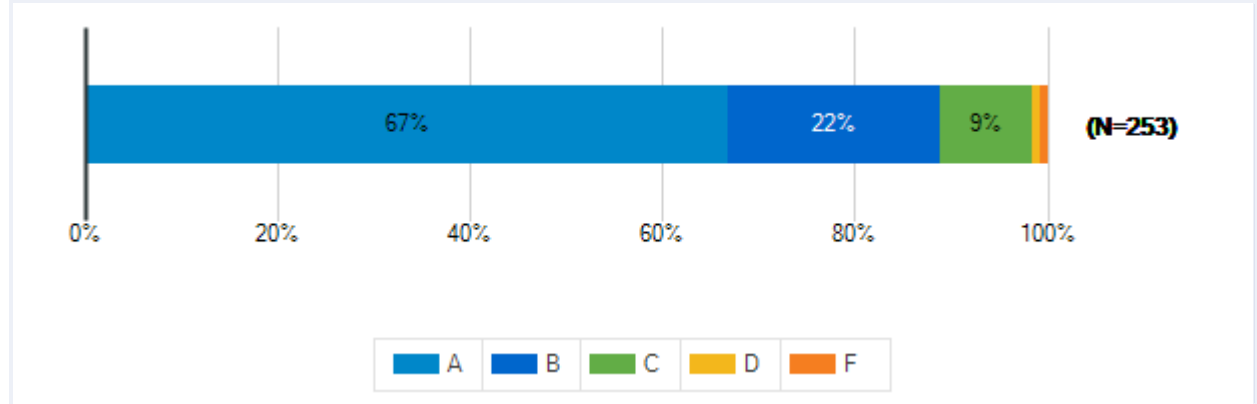
Lamar Consolidated ISD  
23-24 Parent School Climate Survey

Smith Elementary	0	0%
Tamarron Elementary	0	0%
Terry High School	0	0%
Thomas Elementary	0	0%
Travis Elementary	0	0%
Velasquez Elementary	0	0%
Wertheimer Middle School	0	0%
Wessendorff Middle School	0	0%
Williams Elementary	253	100%
Wright Junior High	0	0%
1621 Place	0	0%
<b>Total Responses</b>	<b>253</b>	

Lamar Consolidated ISD  
23-24 Parent School Climate Survey

Students receive grades of A, B, C, D or F to report the quality of their work. What grade would you give the overall quality of the education at your student's school? On this scale, A represents outstanding, C is average and F is failing.

Responses	Count	%
A	169	67%
B	56	22%
C	24	9%
D	2	1%
F	2	1%
<b>Total Responses</b>	<b>253</b>	

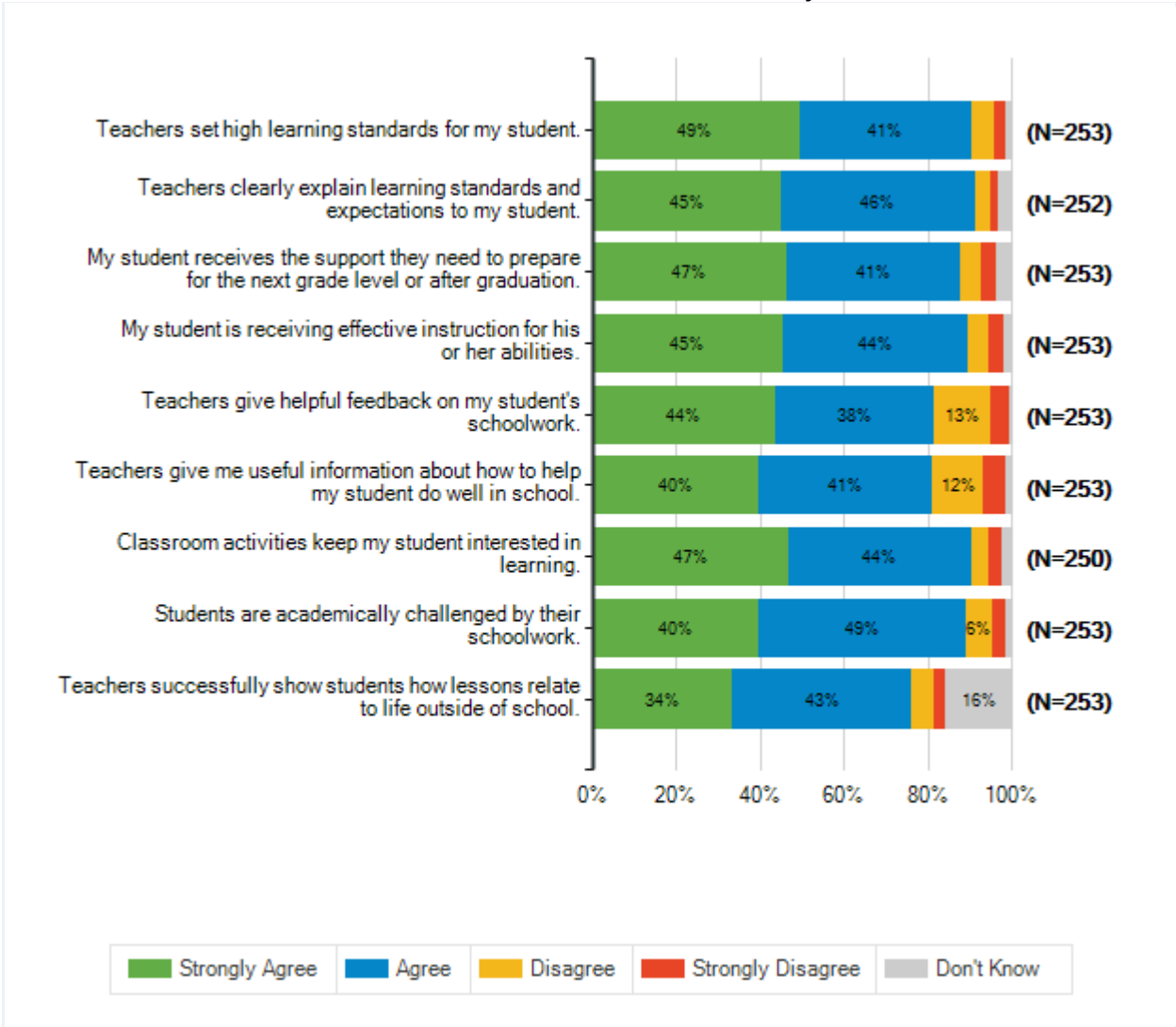


Lamar Consolidated ISD  
23-24 Parent School Climate Survey

Below are statements about the quality of education your student receives at this school. As you respond, please think about your experiences this school year.

How strongly do you agree or disagree with each of the following statements?							
		Strongly Agree	Agree	Disagree	Strongly Disagree	Don't Know	Total Responses
(a)	Teachers set high learning standards for my student.	125	104	13	7	4	253
		49%	41%	5%	3%	2%	
(b)	Teachers clearly explain learning standards and expectations to my student.	114	116	9	5	8	252
		45%	46%	4%	2%	3%	
(c)	My student receives the support they need to prepare for the next grade level or after graduation.	118	104	13	8	10	253
		47%	41%	5%	3%	4%	
(d)	My student is receiving effective instruction for his or her abilities.	115	112	12	9	5	253
		45%	44%	5%	4%	2%	
(e)	Teachers give helpful feedback on my student's schoolwork.	111	95	34	12	1	253
		44%	38%	13%	5%	0%	
(f)	Teachers give me useful information about how to help my student do well in school.	101	104	31	13	4	253
		40%	41%	12%	5%	2%	
(g)	Classroom activities keep my student interested in learning.	117	109	10	8	6	250
		47%	44%	4%	3%	2%	
(h)	Students are academically challenged by their schoolwork.	101	124	16	8	4	253
		40%	49%	6%	3%	2%	
(i)	Teachers successfully show students how lessons relate to life outside of school.	85	108	13	7	40	253
		34%	43%	5%	3%	16%	

Lamar Consolidated ISD  
23-24 Parent School Climate Survey

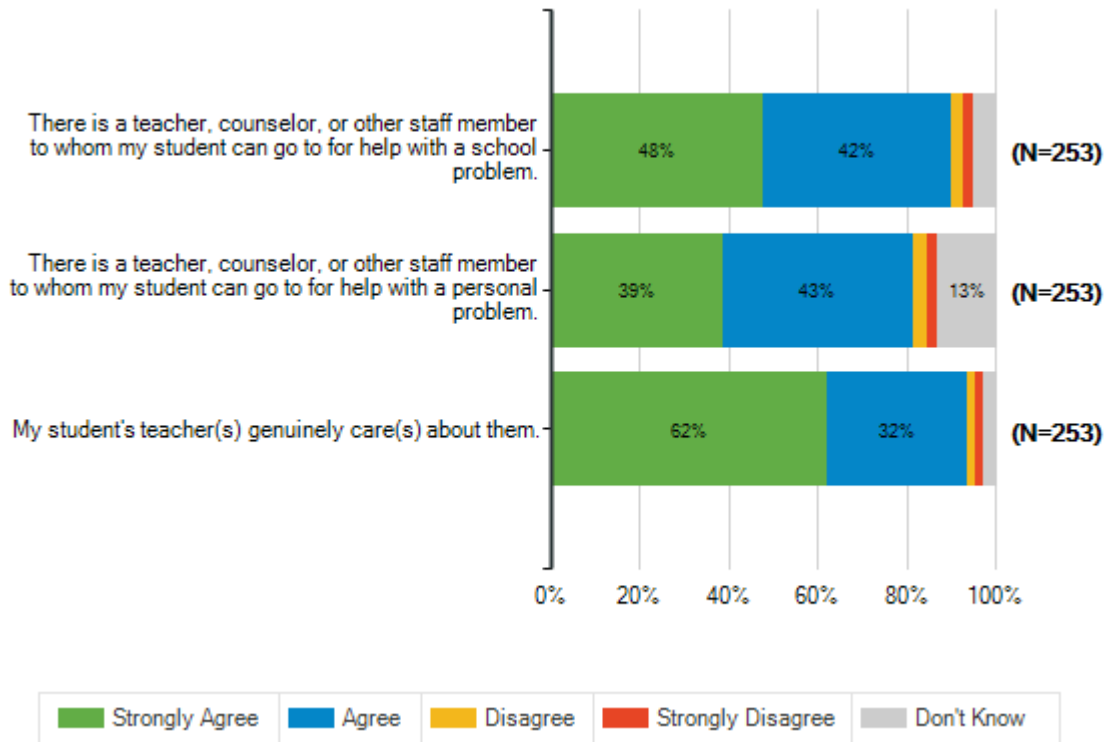


Lamar Consolidated ISD  
23-24 Parent School Climate Survey

Below are statements about the support students receive at school. As you respond, please think about your experiences this school year.

How strongly do you agree or disagree with each of the following statements?

		Strongly Agree	Agree	Disagree	Strongly Disagree	Don't Know	Total Responses
(a)	There is a teacher, counselor, or other staff member to whom my student can go to for help with a school problem.	121	107	7	5	13	253
		48%	42%	3%	2%	5%	
(b)	There is a teacher, counselor, or other staff member to whom my student can go to for help with a personal problem.	98	108	8	6	33	253
		39%	43%	3%	2%	13%	
(c)	My student's teacher(s) genuinely care(s) about them.	157	80	4	5	7	253
		62%	32%	2%	2%	3%	

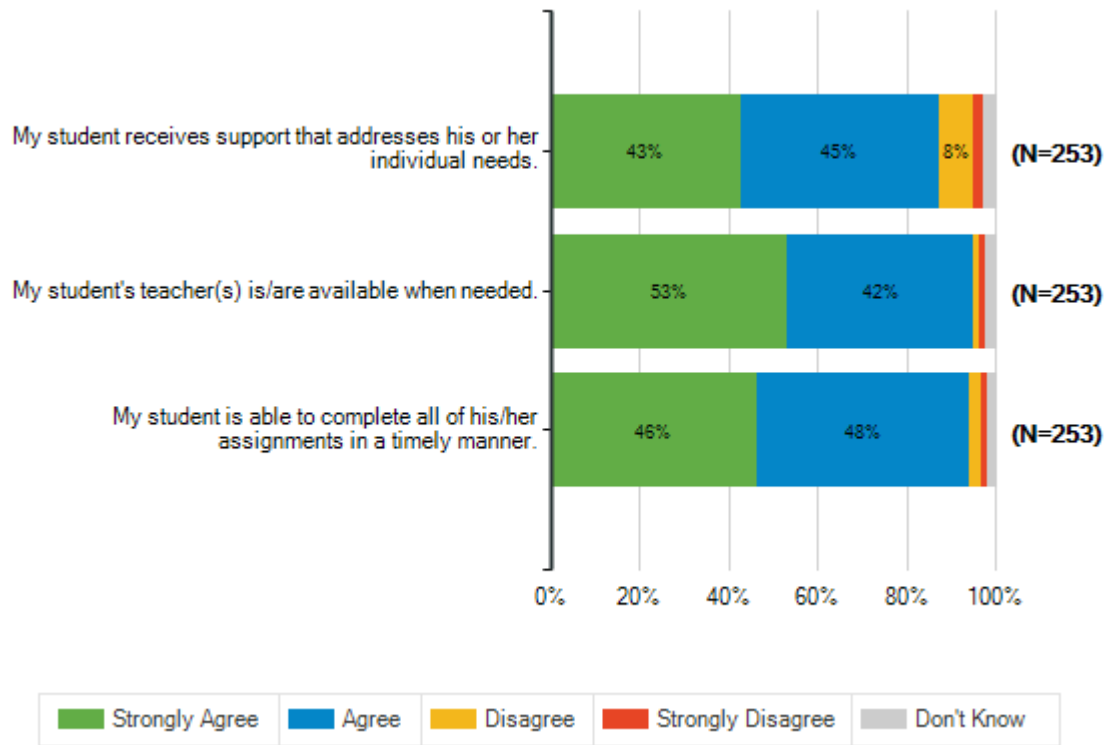


Lamar Consolidated ISD  
23-24 Parent School Climate Survey

Below are statements about the support students receive at school. As you respond, please think about your experiences this school year.

How strongly do you agree or disagree with each of the following statements?

		Strongly Agree	Agree	Disagree	Strongly Disagree	Don't Know	Total Responses
(a)	My student receives support that addresses his or her individual needs.	108	113	19	6	7	253
		43%	45%	8%	2%	3%	
(b)	My student's teacher(s) is/are available when needed.	135	105	3	4	6	253
		53%	42%	1%	2%	2%	
(c)	My student is able to complete all of his/her assignments in a timely manner.	117	121	7	3	5	253
		46%	48%	3%	1%	2%	



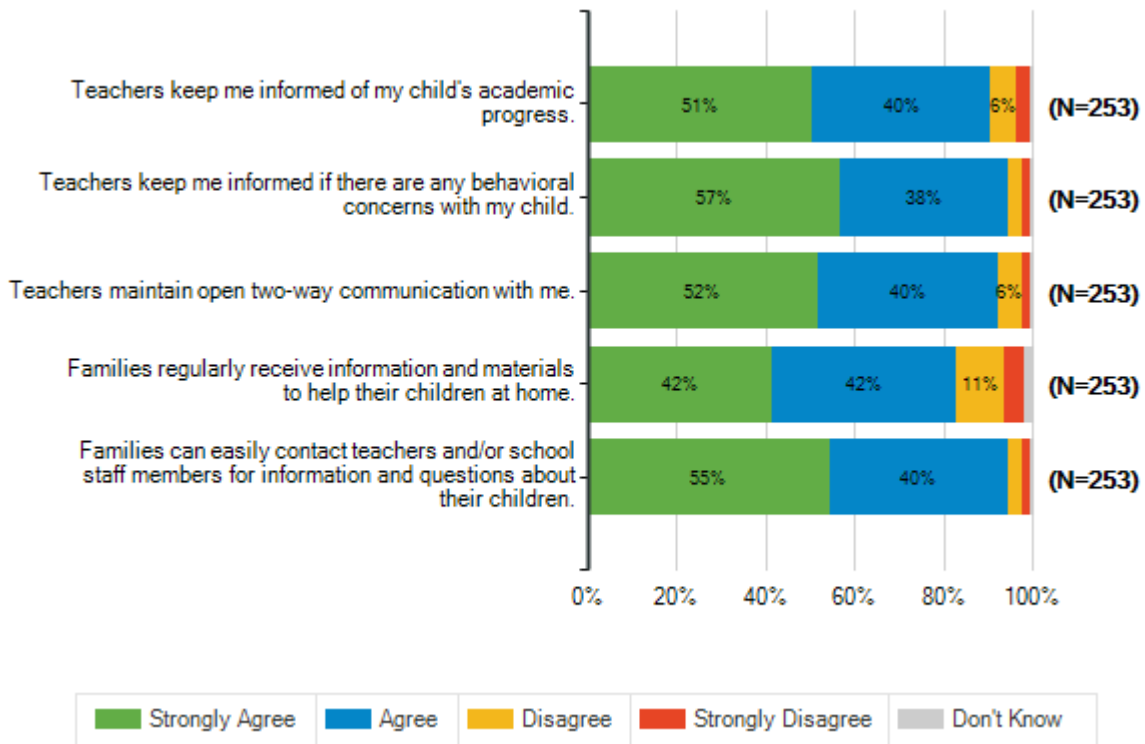


Lamar Consolidated ISD  
23-24 Parent School Climate Survey

Below are statements about interactions with teachers/school staff at your child's school. As you respond, please think about your experiences this school year.

How strongly do you agree or disagree with each of the following statements?

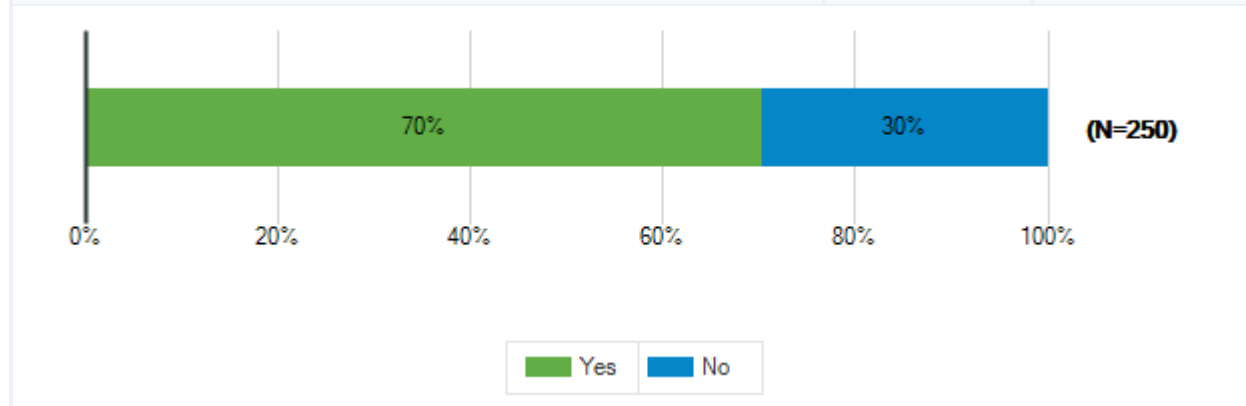
		Strongly Agree	Agree	Disagree	Strongly Disagree	Don't Know	Total Responses
(a)	Teachers keep me informed of my child's academic progress.	128	101	15	8	1	253
		51%	40%	6%	3%	0%	
(b)	Teachers keep me informed if there are any behavioral concerns with my child.	144	95	8	5	1	253
		57%	38%	3%	2%	0%	
(c)	Teachers maintain open two-way communication with me.	131	102	14	4	2	253
		52%	40%	6%	2%	1%	
(d)	Families regularly receive information and materials to help their children at home.	105	105	27	11	5	253
		42%	42%	11%	4%	2%	
(e)	Families can easily contact teachers and/or school staff members for information and questions about their children.	138	101	8	4	2	253
		55%	40%	3%	2%	1%	



Lamar Consolidated ISD  
23-24 Parent School Climate Survey

This past school year, have you reached out to your child's teacher or another school staff member with a need or concern?

Responses	Count	%
Yes	176	70%
No	74	30%
<b>Total Responses</b>	<b>250</b>	

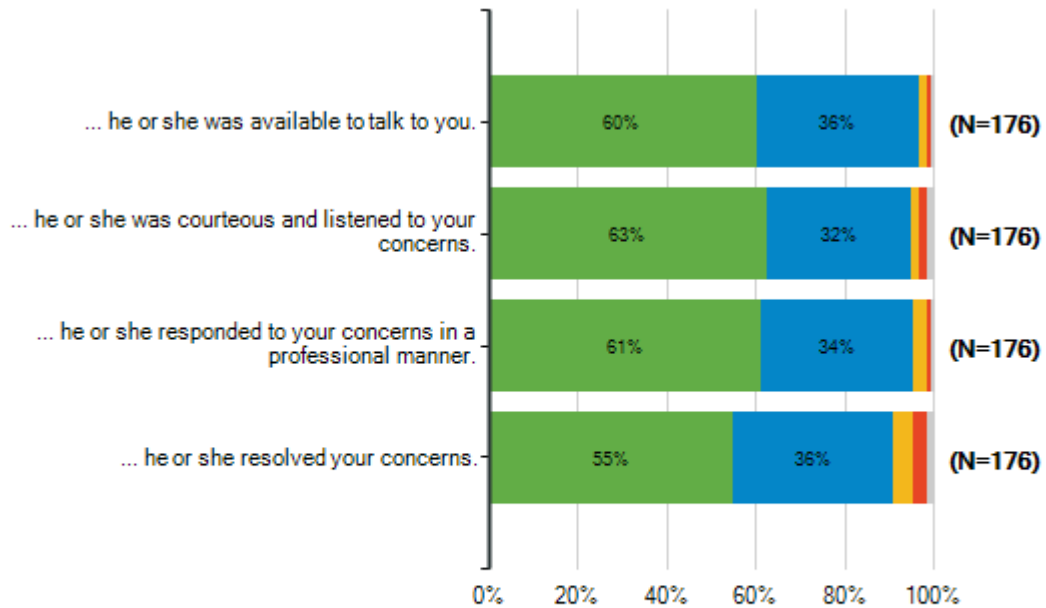


Lamar Consolidated ISD  
23-24 Parent School Climate Survey

When you have had an issue or concern to discuss with your child's teacher or another staff member...

How strongly do you agree or disagree with the following statements?

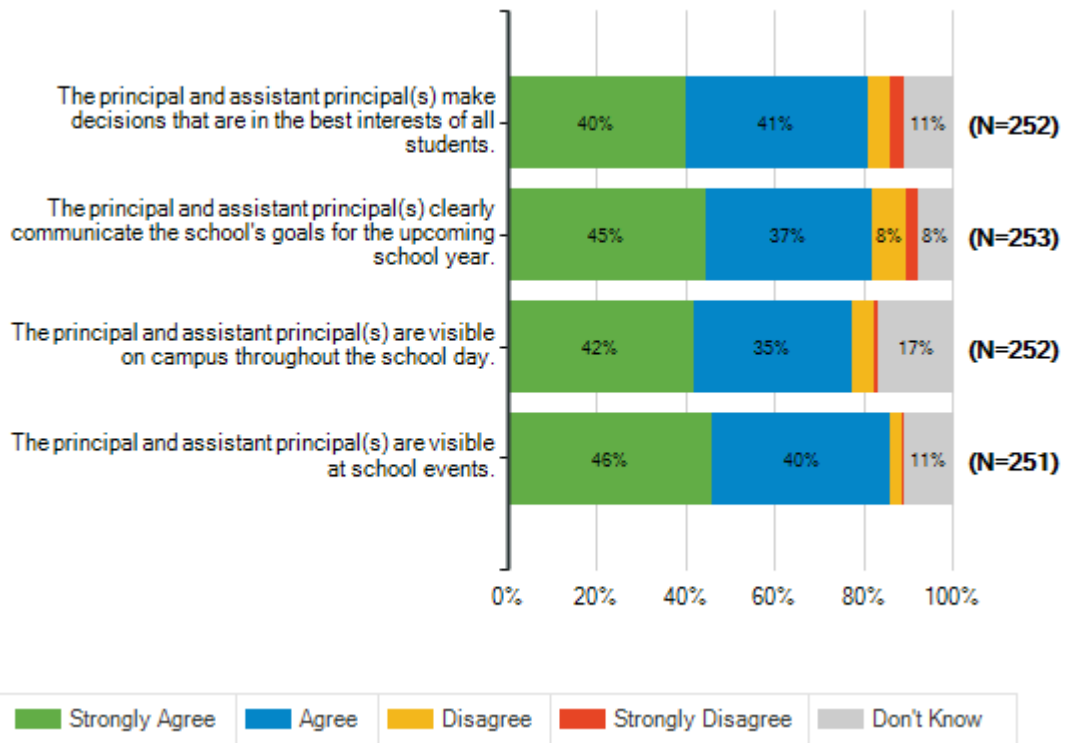
	Strongly Agree	Agree	Disagree	Strongly Disagree	Don't Know	Total Responses
(a) ... he or she was available to talk to you.	106	64	3	2	1	176
	60%	36%	2%	1%	1%	
(b) ... he or she was courteous and listened to your concerns.	110	57	3	3	3	176
	63%	32%	2%	2%	2%	
(c) ... he or she responded to your concerns in a professional manner.	108	60	5	2	1	176
	61%	34%	3%	1%	1%	
(d) ... he or she resolved your concerns.	97	63	8	5	3	176
	55%	36%	5%	3%	2%	



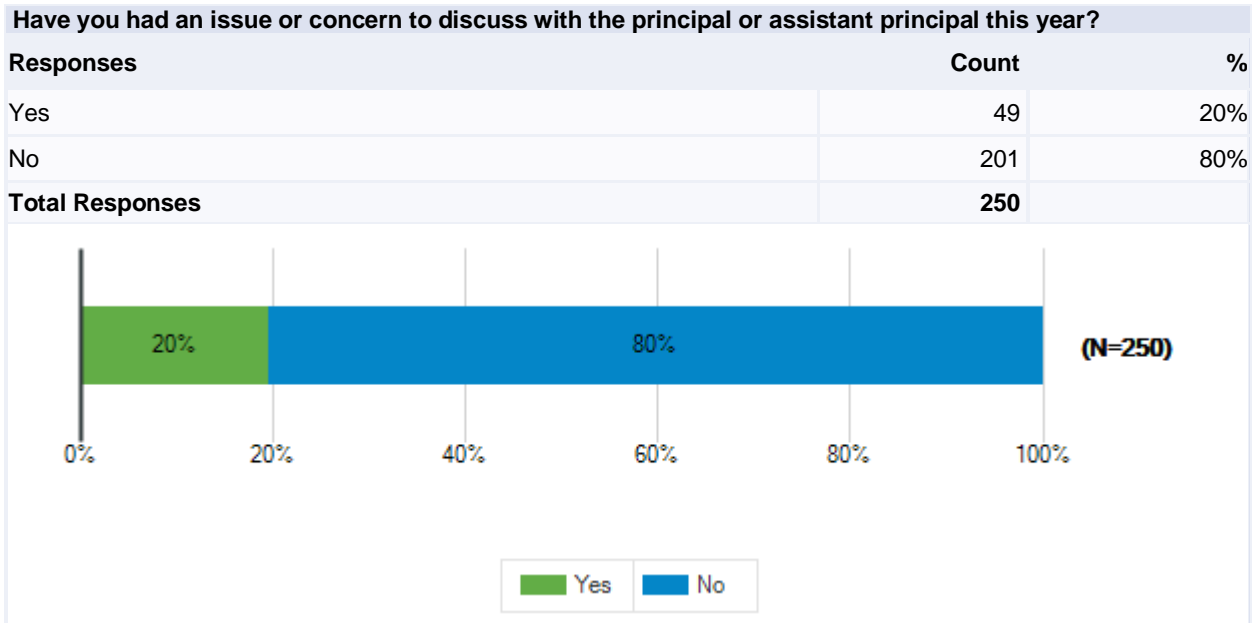
Lamar Consolidated ISD  
23-24 Parent School Climate Survey

Below are statements related to the principal and assistant principals. As you respond, please think about your experiences this school year.

		How strongly do you agree or disagree with each of the following statements?					Total Responses
		Strongly Agree	Agree	Disagree	Strongly Disagree	Don't Know	
(a)	The principal and assistant principal(s) make decisions that are in the best interests of all students.	101	103	12	8	28	252
		40%	41%	5%	3%	11%	
(b)	The principal and assistant principal(s) clearly communicate the school's goals for the upcoming school year.	113	94	19	7	20	253
		45%	37%	8%	3%	8%	
(c)	The principal and assistant principal(s) are visible on campus throughout the school day.	106	89	12	3	42	252
		42%	35%	5%	1%	17%	
(d)	The principal and assistant principal(s) are visible at school events.	116	100	6	2	27	251
		46%	40%	2%	1%	11%	



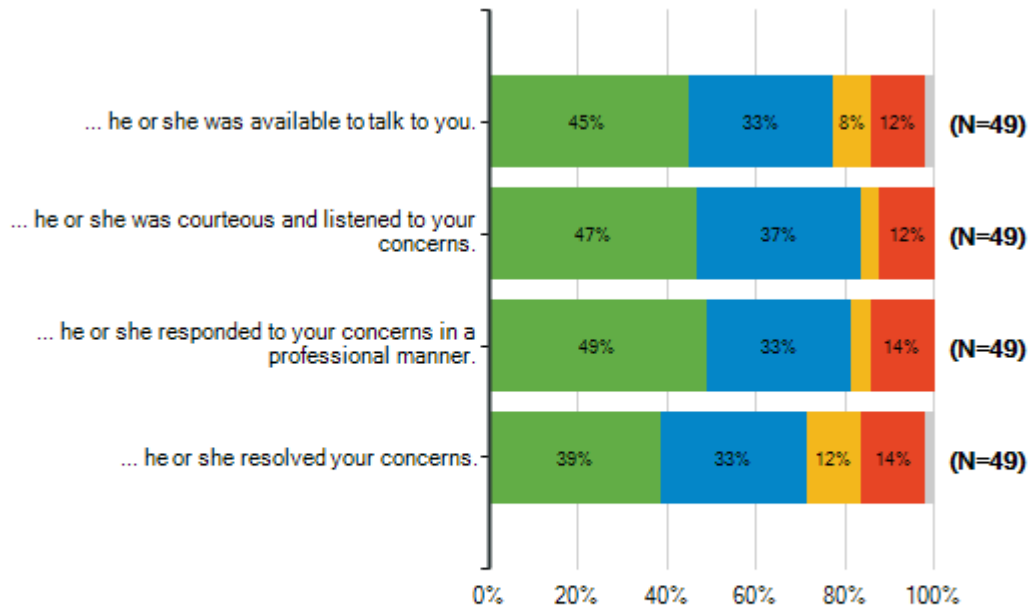
Lamar Consolidated ISD  
23-24 Parent School Climate Survey



Lamar Consolidated ISD  
23-24 Parent School Climate Survey

When you have had an issue or concern to discuss with a school administrator...

	Strongly Agree	Agree	Disagree	Strongly Disagree	Don't Know	Total Responses
(a) ... he or she was available to talk to you.	22	16	4	6	1	49
	45%	33%	8%	12%	2%	
(b) ... he or she was courteous and listened to your concerns.	23	18	2	6	0	49
	47%	37%	4%	12%	0%	
(c) ... he or she responded to your concerns in a professional manner.	24	16	2	7	0	49
	49%	33%	4%	14%	0%	
(d) ... he or she resolved your concerns.	19	16	6	7	1	49
	39%	33%	12%	14%	2%	



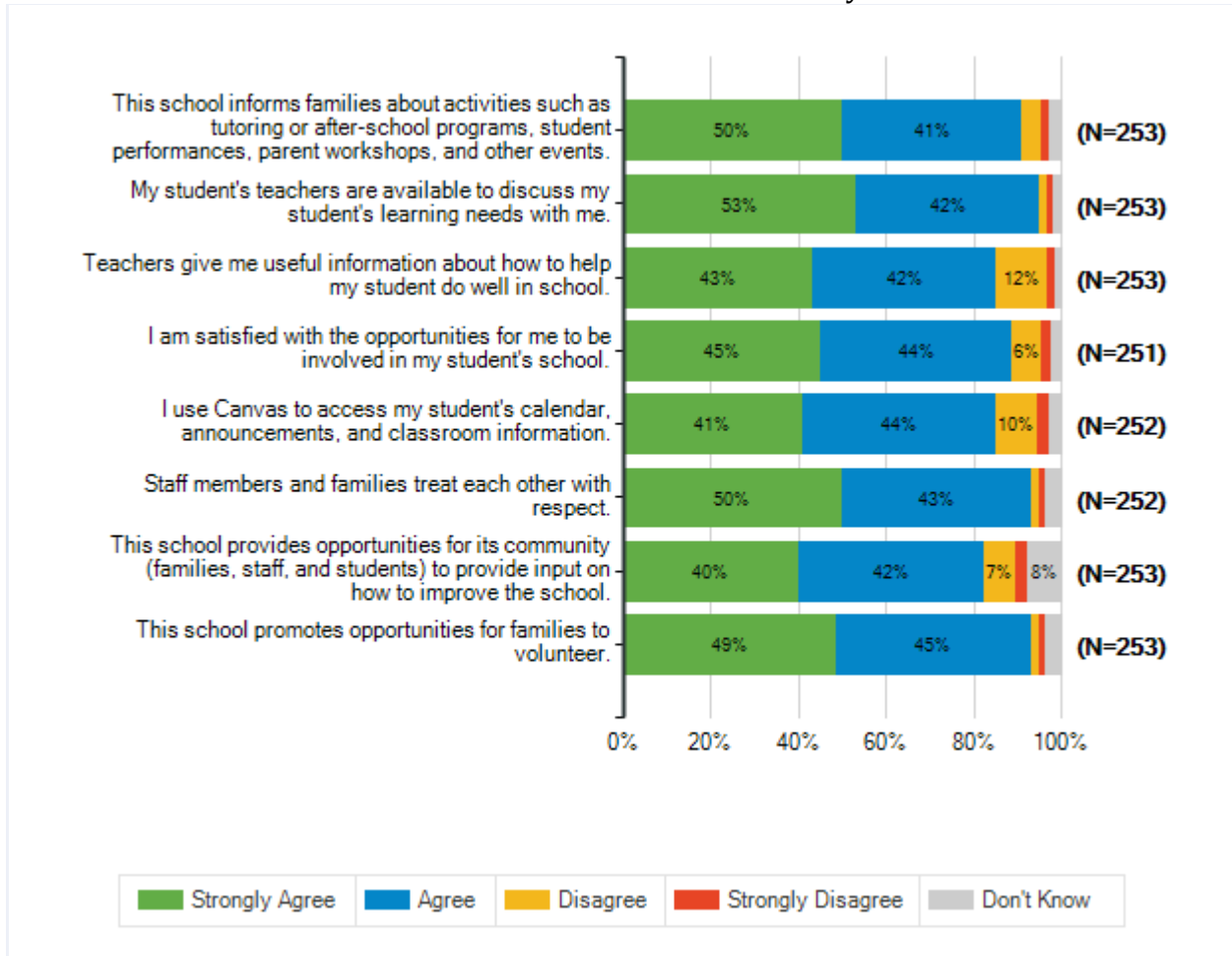
Lamar Consolidated ISD  
23-24 Parent School Climate Survey

Below are statements about the relationship between you and your student's school. As you respond, please think about your experiences this school year.

How strongly do you agree or disagree with each of the following statements?

		Strongly Agree	Agree	Disagree	Strongly Disagree	Don't Know	Total Responses
(a)	This school informs families about activities such as tutoring or after-school programs, student performances, parent workshops, and other events.	127	103	11	5	7	253
		50%	41%	4%	2%	3%	
(b)	My student's teachers are available to discuss my student's learning needs with me.	135	105	5	3	5	253
		53%	42%	2%	1%	2%	
(c)	Teachers give me useful information about how to help my student do well in school.	110	105	30	4	4	253
		43%	42%	12%	2%	2%	
(d)	I am satisfied with the opportunities for me to be involved in my student's school.	113	110	16	6	6	251
		45%	44%	6%	2%	2%	
(e)	I use Canvas to access my student's calendar, announcements, and classroom information.	104	110	24	7	7	252
		41%	44%	10%	3%	3%	
(f)	Staff members and families treat each other with respect.	126	109	4	4	9	252
		50%	43%	2%	2%	4%	
(g)	This school provides opportunities for its community (families, staff, and students) to provide input on how to improve the school.	102	106	18	7	20	253
		40%	42%	7%	3%	8%	
(h)	This school promotes opportunities for families to volunteer.	123	113	4	3	10	253
		49%	45%	2%	1%	4%	

Lamar Consolidated ISD  
23-24 Parent School Climate Survey



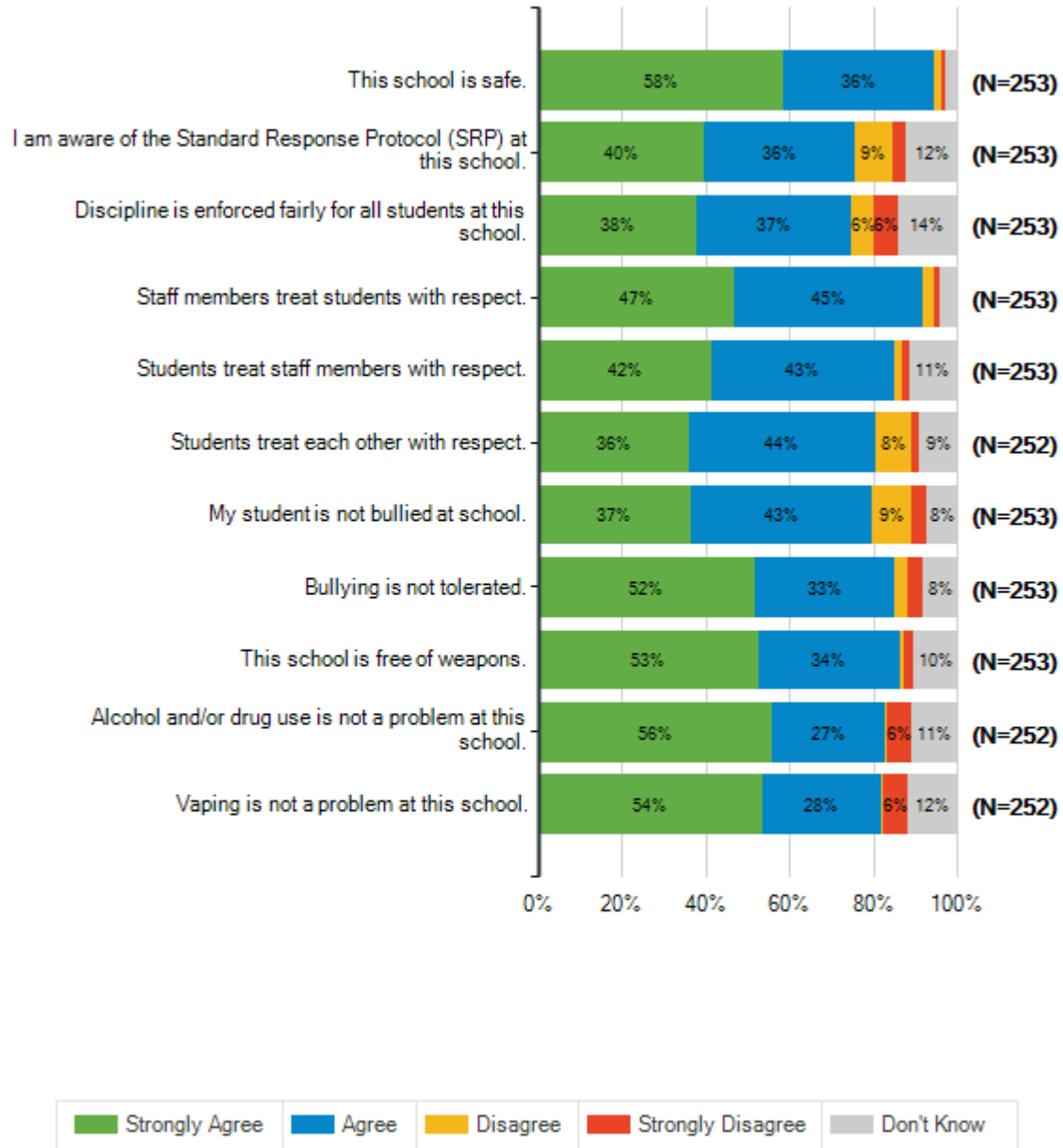


Lamar Consolidated ISD  
23-24 Parent School Climate Survey

Below are statements related to safety and behavior. As you respond, please think about your experiences this school year.

How strongly do you agree or disagree with each of the following statements?						
	Strongly Agree	Agree	Disagree	Strongly Disagree	Don't Know	Total Responses
(a) This school is safe.	148	91	5	2	7	253
	58%	36%	2%	1%	3%	
(b) I am aware of the Standard Response Protocol (SRP) at this school.	101	90	23	8	31	253
	40%	36%	9%	3%	12%	
(c) Discipline is enforced fairly for all students at this school.	96	93	14	14	36	253
	38%	37%	6%	6%	14%	
(d) Staff members treat students with respect.	119	113	7	3	11	253
	47%	45%	3%	1%	4%	
(e) Students treat staff members with respect.	105	110	5	4	29	253
	42%	43%	2%	2%	11%	
(f) Students treat each other with respect.	91	112	21	5	23	252
	36%	44%	8%	2%	9%	
(g) My student is not bullied at school.	93	109	23	9	19	253
	37%	43%	9%	4%	8%	
(h) Bullying is not tolerated.	131	84	8	9	21	253
	52%	33%	3%	4%	8%	
(i) This school is free of weapons.	133	85	3	6	26	253
	53%	34%	1%	2%	10%	
(j) Alcohol and/or drug use is not a problem at this school.	141	68	1	14	28	252
	56%	27%	0%	6%	11%	
(k) Vaping is not a problem at this school.	135	71	2	14	30	252
	54%	28%	1%	6%	12%	

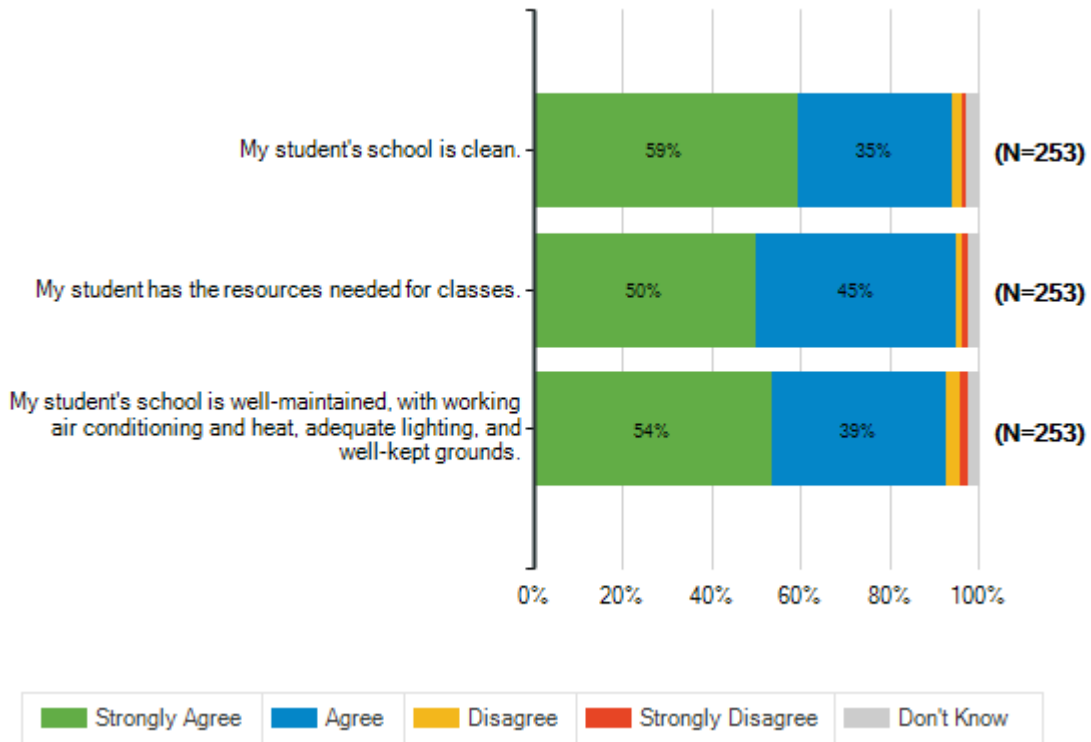
Lamar Consolidated ISD  
23-24 Parent School Climate Survey



Lamar Consolidated ISD  
23-24 Parent School Climate Survey

Below are statements related to how the school is managed. As you respond, please think about your experiences this school year.

How strongly do you agree or disagree with each of the following statements?						
	Strongly Agree	Agree	Disagree	Strongly Disagree	Don't Know	Total Responses
(a) My student's school is clean.	150	88	6	2	7	253
	59%	35%	2%	1%	3%	
(b) My student has the resources needed for classes.	127	113	3	4	6	253
	50%	45%	1%	2%	2%	
(c) My student's school is well-maintained, with working air conditioning and heat, adequate lighting, and well-kept grounds.	136	98	8	5	6	253
	54%	39%	3%	2%	2%	

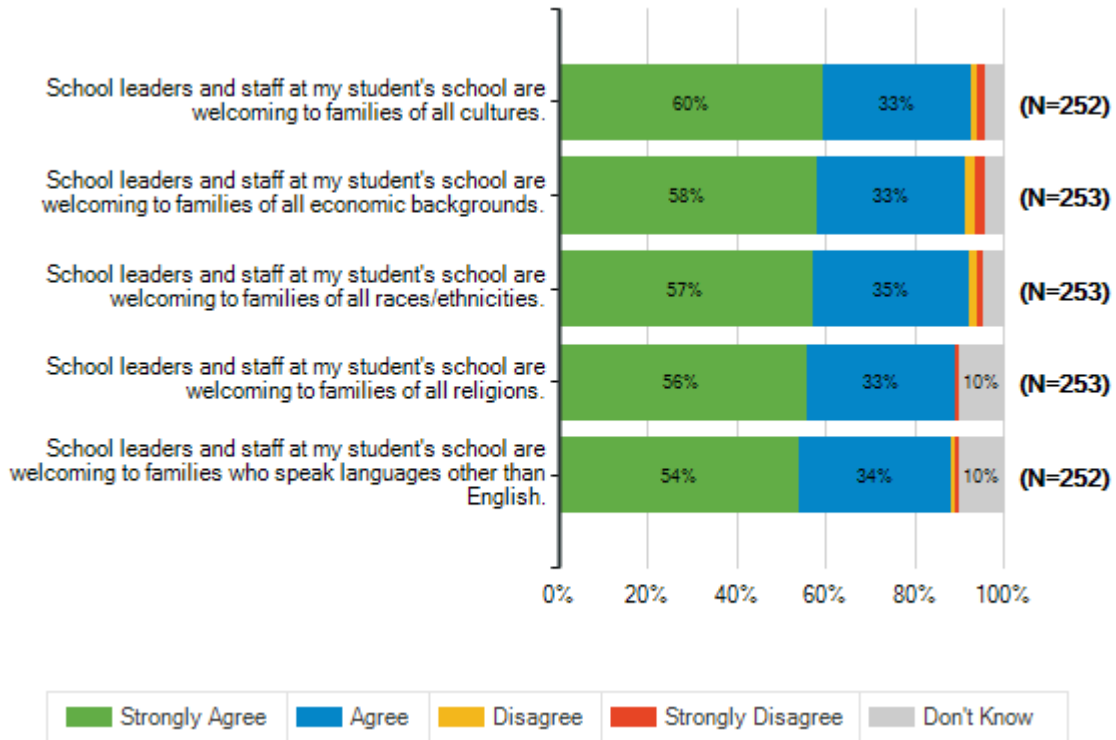


Lamar Consolidated ISD  
23-24 Parent School Climate Survey

Below are statements related to the culture and climate of the school. As you respond, please think about your experiences this school year.

How strongly do you agree or disagree with each of the following statements?

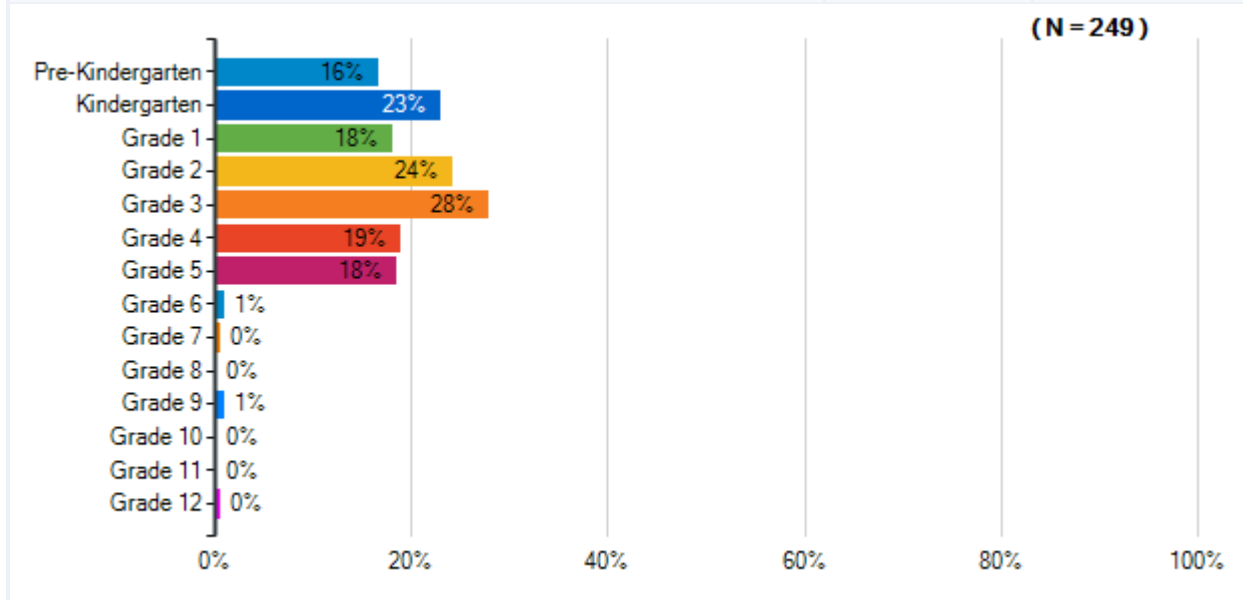
		Strongly Agree	Agree	Disagree	Strongly Disagree	Don't Know	Total Responses
(a)	School leaders and staff at my student's school are welcoming to families of all cultures.	150	83	4	4	11	252
		60%	33%	2%	2%	4%	
(b)	School leaders and staff at my student's school are welcoming to families of all economic backgrounds.	147	84	6	5	11	253
		58%	33%	2%	2%	4%	
(c)	School leaders and staff at my student's school are welcoming to families of all races/ethnicities.	145	88	5	3	12	253
		57%	35%	2%	1%	5%	
(d)	School leaders and staff at my student's school are welcoming to families of all religions.	141	84	0	3	25	253
		56%	33%	0%	1%	10%	
(e)	School leaders and staff at my student's school are welcoming to families who speak languages other than English.	136	86	2	3	25	252
		54%	34%	1%	1%	10%	



Lamar Consolidated ISD  
23-24 Parent School Climate Survey

**What grade is your student enrolled in at this school? (Select all that apply.)**

Responses	Count	%
Pre-Kindergarten	41	16%
Kindergarten	57	23%
Grade 1	45	18%
Grade 2	60	24%
Grade 3	69	28%
Grade 4	47	19%
Grade 5	46	18%
Grade 6	2	1%
Grade 7	1	0%
Grade 8	0	0%
Grade 9	2	1%
Grade 10	0	0%
Grade 11	0	0%
Grade 12	1	0%
<b>Total Unique Responses</b>	<b>249</b>	
<b>Total Responses</b>	<b>371</b>	

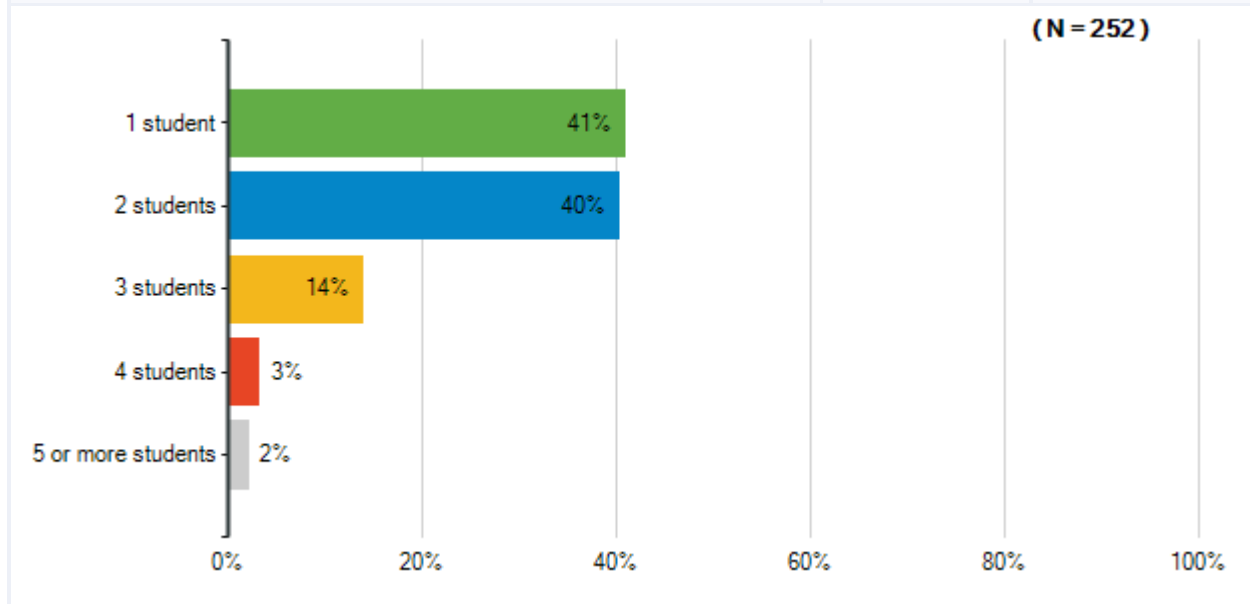


**Note:** Multiple answers per participant possible. Percentages added may exceed 100 since a participant may select more than one answer for this question.

Lamar Consolidated ISD  
23-24 Parent School Climate Survey

How many of your students attend a district school?

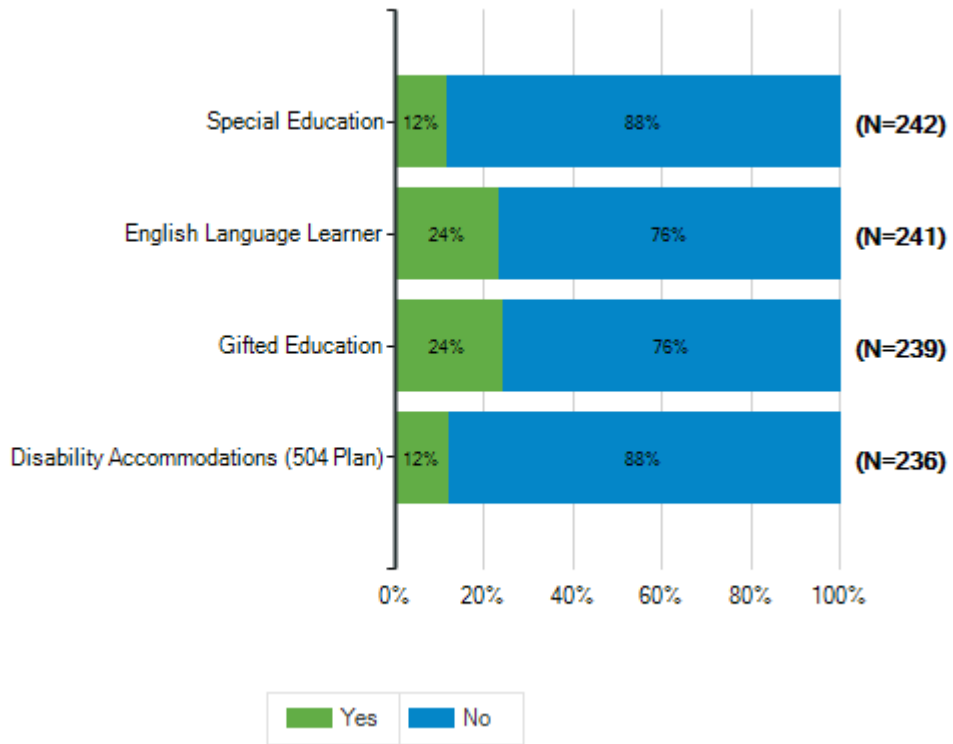
Responses	Count	%
1 student	103	41%
2 students	101	40%
3 students	35	14%
4 students	8	3%
5 or more students	5	2%
<b>Total Responses</b>	<b>252</b>	



Lamar Consolidated ISD  
23-24 Parent School Climate Survey

Does your student receive any of the following services at this school?

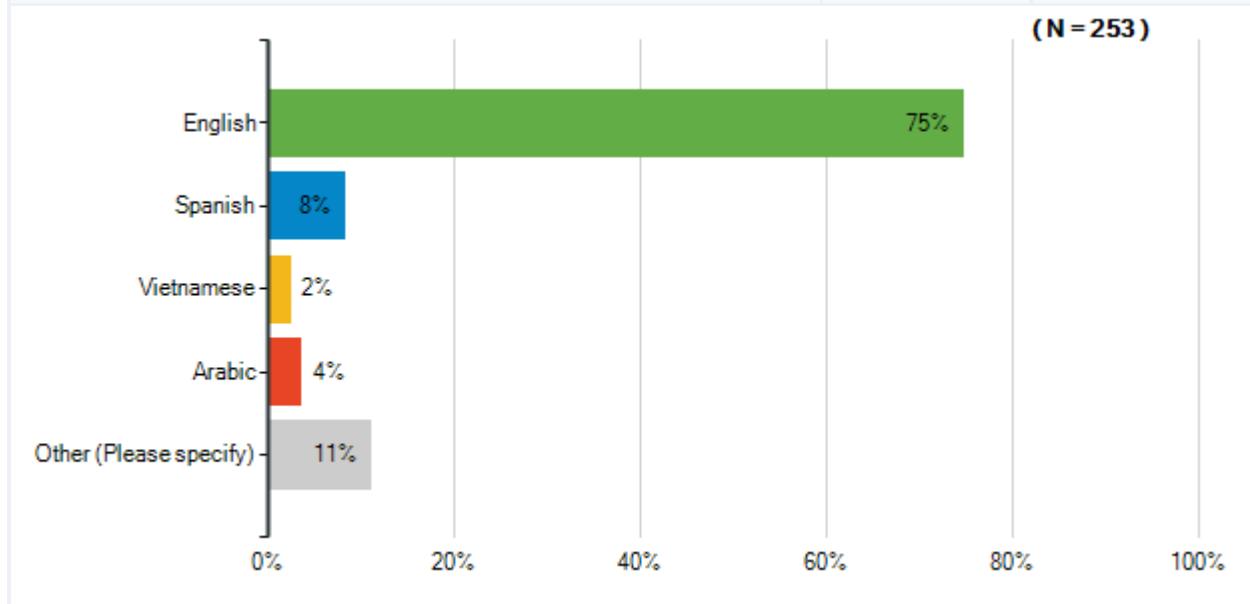
	Yes	No	Total Responses
(a) Special Education	29	213	242
	12%	88%	
(b) English Language Learner	57	184	241
	24%	76%	
(c) Gifted Education	58	181	239
	24%	76%	
(d) Disability Accommodations (504 Plan)	29	207	236
	12%	88%	



Lamar Consolidated ISD  
23-24 Parent School Climate Survey

**What language do you speak most often at home?**

Responses	Count	%
English	189	75%
Spanish	21	8%
Vietnamese	6	2%
Arabic	9	4%
Other (Please specify)	28	11%
<b>Total Responses</b>	<b>253</b>	

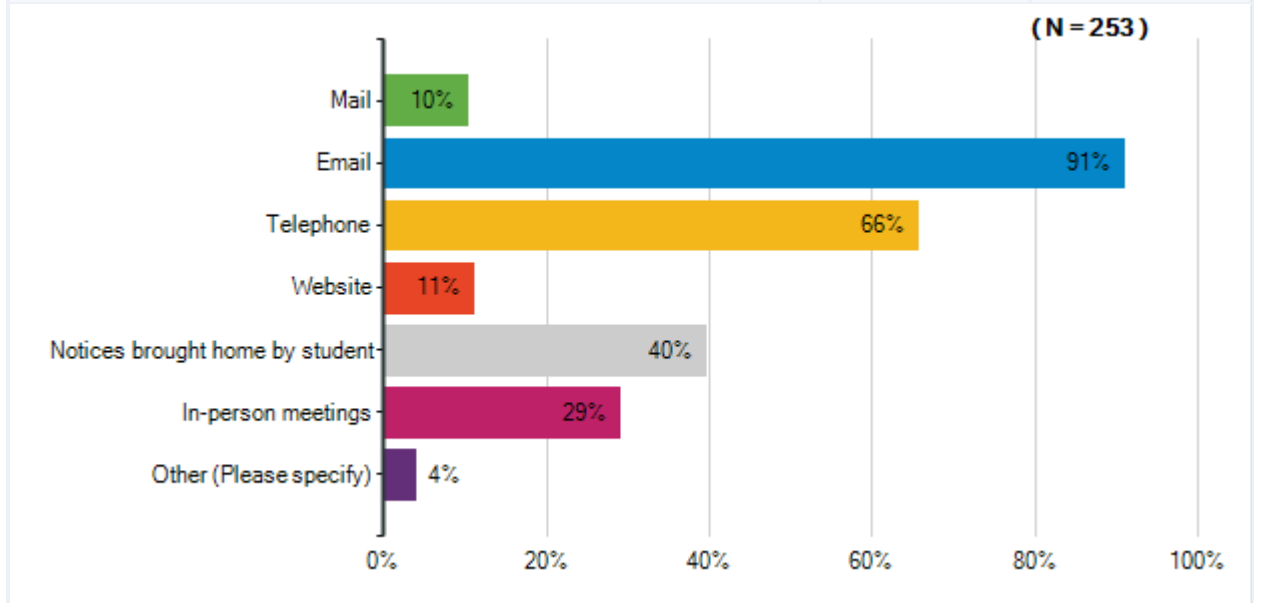




Lamar Consolidated ISD  
23-24 Parent School Climate Survey

**What are the best ways for the school to communicate with you about your student's education?**

Responses	Count	%
Mail	26	10%
Email	230	91%
Telephone	166	66%
Website	28	11%
Notices brought home by student	100	40%
In-person meetings	73	29%
Other (Please specify)	10	4%
<b>Total Unique Responses</b>	<b>253</b>	
<b>Total Responses</b>	<b>633</b>	



**Note:** Multiple answers per participant possible. Percentages added may exceed 100 since a participant may select more than one answer for this question.

Lamar Consolidated ISD  
23-24 Parent School Climate Survey

How did you learn about this survey?

Responses	Count	%
Email	180	71%
District All-Call system (Skylert)	2	1%
District website	8	3%
Facebook	2	1%
Twitter	0	0%
Notice brought home by student	52	21%
From another parent	1	0%
From a District employee	6	2%
Local news media (TV, radio, newspaper, website)	0	0%
Other	2	1%
<b>Total Responses</b>	<b>253</b>	

