



23-24 Parent School Climate Survey

Survey Results

Velasquez Elementary

Lamar Consolidated ISD
February 12 - March 4, 2024



Lamar Consolidated ISD
23-24 Parent School Climate Survey

Please select your student's school. If you have students attending more than one school in the District, please click on the link at the end of the survey to retake the survey for another school.

| Responses | Count | % |
|--------------------------------|--------------|----------|
| Adolphus Elementary | 0 | 0% |
| Alternative Learning Center | 0 | 0% |
| Arredondo Elementary | 0 | 0% |
| Austin Elementary | 0 | 0% |
| Beasley Elementary | 0 | 0% |
| Bentley Elementary | 0 | 0% |
| Bowie Elementary | 0 | 0% |
| Briscoe Junior High | 0 | 0% |
| Campbell Elementary | 0 | 0% |
| Carter Elementary | 0 | 0% |
| Culver Elementary | 0 | 0% |
| Dickinson Elementary | 0 | 0% |
| Foster High School | 0 | 0% |
| Frost Elementary | 0 | 0% |
| Fulshear High School | 0 | 0% |
| George Junior High | 0 | 0% |
| George Ranch High School | 0 | 0% |
| Gray Elementary | 0 | 0% |
| Hubenak Elementary | 0 | 0% |
| Huggins Elementary | 0 | 0% |
| Hutchison Elementary | 0 | 0% |
| Jackson Elementary | 0 | 0% |
| Lamar Consolidated High School | 0 | 0% |
| Lamar Junior High | 0 | 0% |
| Leaman Junior High | 0 | 0% |
| Lindsey Elementary | 0 | 0% |
| Long Elementary | 0 | 0% |
| McNeill Elementary | 0 | 0% |
| Morgan Elementary | 0 | 0% |
| Meyer Elementary | 0 | 0% |
| Navarro Middle School | 0 | 0% |
| Phelan Elementary | 0 | 0% |
| Pink Elementary | 0 | 0% |
| Randle High School | 0 | 0% |
| Ray Elementary | 0 | 0% |
| Reading Junior High | 0 | 0% |
| Roberts Middle School | 0 | 0% |
| Ryon Middle School | 0 | 0% |
| Seguin ECC | 0 | 0% |

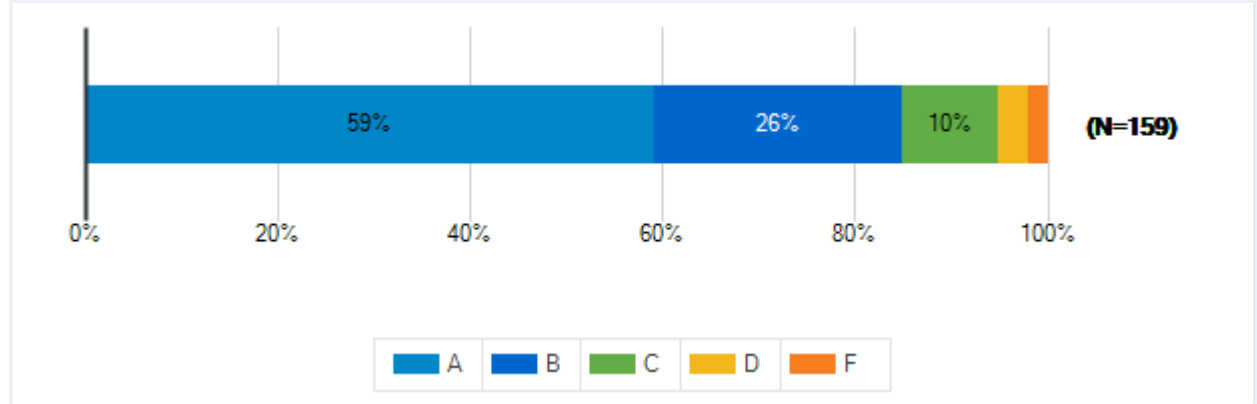
Lamar Consolidated ISD
23-24 Parent School Climate Survey

| | | |
|---------------------------|------------|------|
| Smith Elementary | 0 | 0% |
| Tamarron Elementary | 0 | 0% |
| Terry High School | 0 | 0% |
| Thomas Elementary | 0 | 0% |
| Travis Elementary | 0 | 0% |
| Velasquez Elementary | 159 | 100% |
| Wertheimer Middle School | 0 | 0% |
| Wessendorff Middle School | 0 | 0% |
| Williams Elementary | 0 | 0% |
| Wright Junior High | 0 | 0% |
| 1621 Place | 0 | 0% |
| Total Responses | 159 | |

Lamar Consolidated ISD
23-24 Parent School Climate Survey

Students receive grades of A, B, C, D or F to report the quality of their work. What grade would you give the overall quality of the education at your student's school? On this scale, A represents outstanding, C is average and F is failing.

| Responses | Count | % |
|------------------------|------------|-----|
| A | 94 | 59% |
| B | 41 | 26% |
| C | 16 | 10% |
| D | 5 | 3% |
| F | 3 | 2% |
| Total Responses | 159 | |

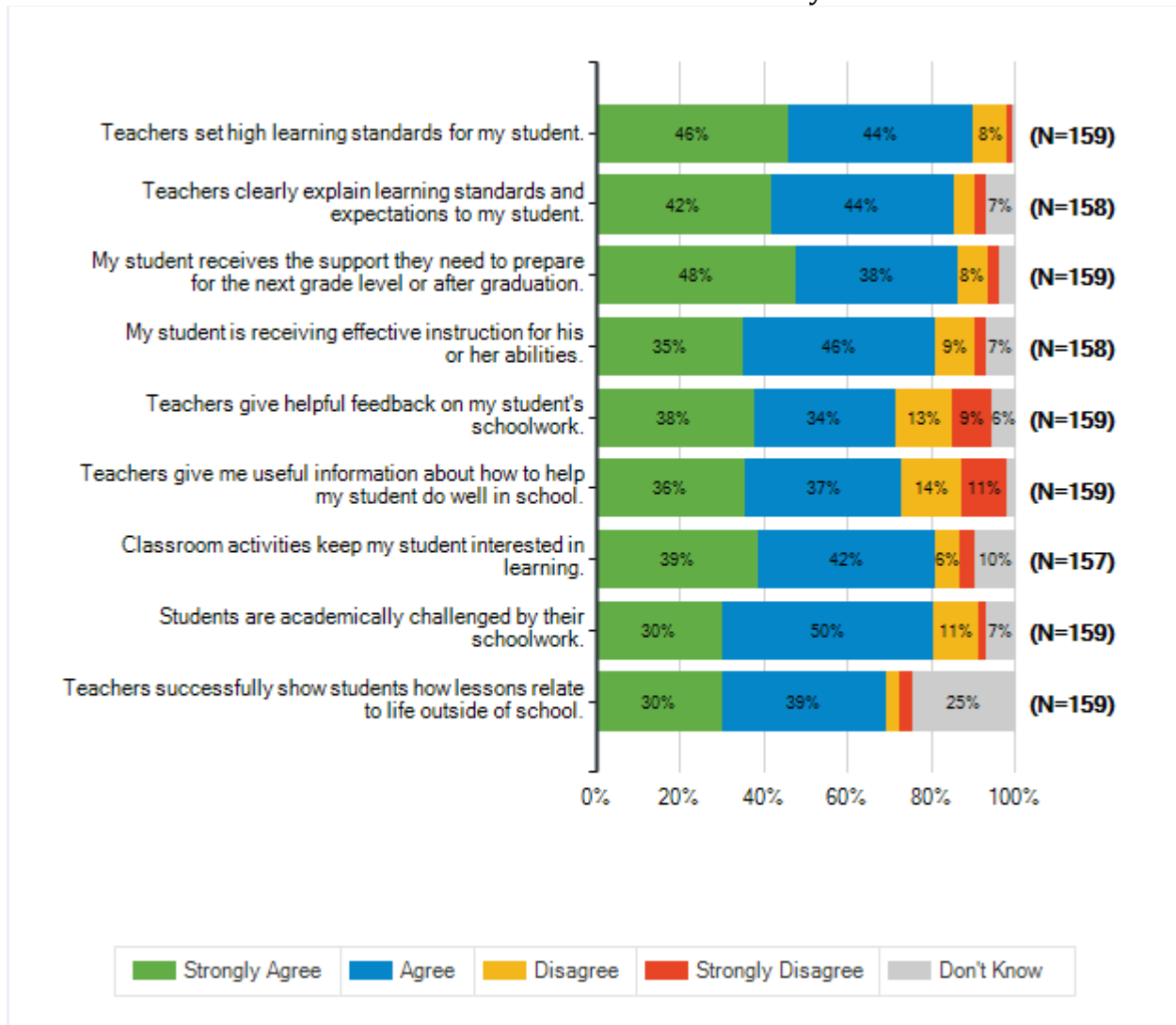


Lamar Consolidated ISD
23-24 Parent School Climate Survey

Below are statements about the quality of education your student receives at this school. As you respond, please think about your experiences this school year.

| How strongly do you agree or disagree with each of the following statements? | | | | | | | |
|--|--|----------------|-------|----------|-------------------|------------|-----------------|
| | | Strongly Agree | Agree | Disagree | Strongly Disagree | Don't Know | Total Responses |
| (a) | Teachers set high learning standards for my student. | 73 | 70 | 13 | 2 | 1 | 159 |
| | | 46% | 44% | 8% | 1% | 1% | |
| (b) | Teachers clearly explain learning standards and expectations to my student. | 66 | 69 | 8 | 4 | 11 | 158 |
| | | 42% | 44% | 5% | 3% | 7% | |
| (c) | My student receives the support they need to prepare for the next grade level or after graduation. | 76 | 61 | 12 | 4 | 6 | 159 |
| | | 48% | 38% | 8% | 3% | 4% | |
| (d) | My student is receiving effective instruction for his or her abilities. | 56 | 72 | 15 | 4 | 11 | 158 |
| | | 35% | 46% | 9% | 3% | 7% | |
| (e) | Teachers give helpful feedback on my student's schoolwork. | 60 | 54 | 21 | 15 | 9 | 159 |
| | | 38% | 34% | 13% | 9% | 6% | |
| (f) | Teachers give me useful information about how to help my student do well in school. | 57 | 59 | 23 | 17 | 3 | 159 |
| | | 36% | 37% | 14% | 11% | 2% | |
| (g) | Classroom activities keep my student interested in learning. | 61 | 66 | 9 | 6 | 15 | 157 |
| | | 39% | 42% | 6% | 4% | 10% | |
| (h) | Students are academically challenged by their schoolwork. | 48 | 80 | 17 | 3 | 11 | 159 |
| | | 30% | 50% | 11% | 2% | 7% | |
| (i) | Teachers successfully show students how lessons relate to life outside of school. | 48 | 62 | 5 | 5 | 39 | 159 |
| | | 30% | 39% | 3% | 3% | 25% | |

Lamar Consolidated ISD
23-24 Parent School Climate Survey

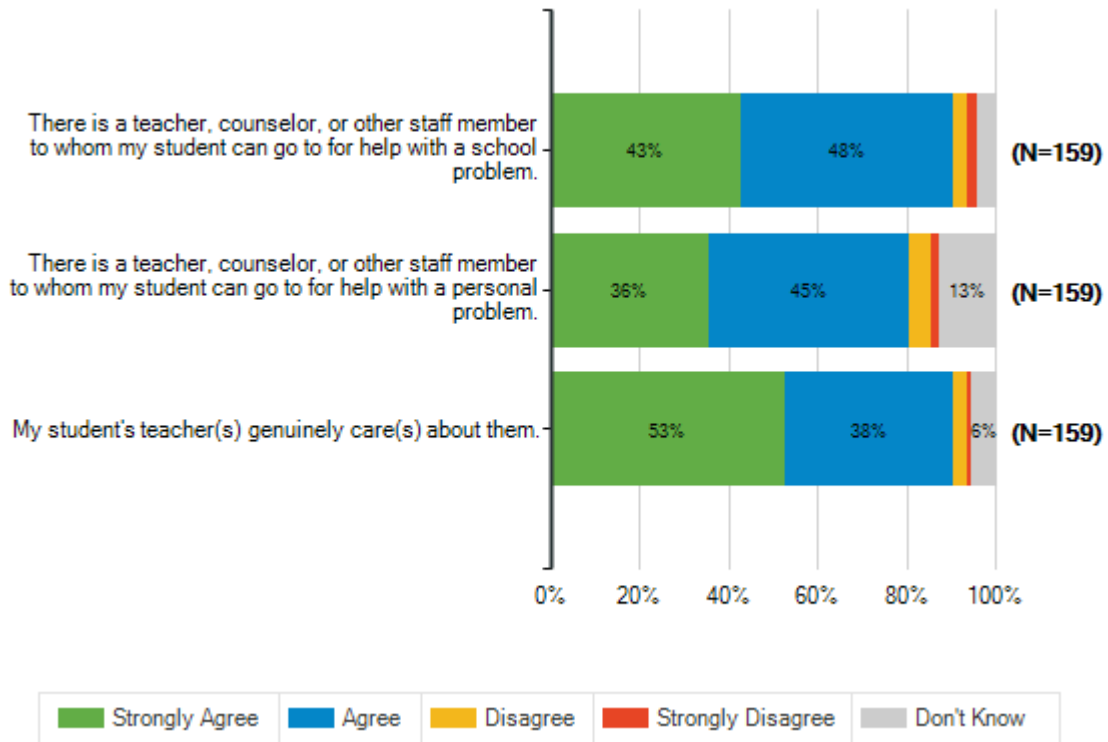


Lamar Consolidated ISD
23-24 Parent School Climate Survey

Below are statements about the support students receive at school. As you respond, please think about your experiences this school year.

How strongly do you agree or disagree with each of the following statements?

| | | Strongly Agree | Agree | Disagree | Strongly Disagree | Don't Know | Total Responses |
|-----|---|----------------|-------|----------|-------------------|------------|-----------------|
| (a) | There is a teacher, counselor, or other staff member to whom my student can go to for help with a school problem. | 68 | 76 | 5 | 3 | 7 | 159 |
| | | 43% | 48% | 3% | 2% | 4% | |
| (b) | There is a teacher, counselor, or other staff member to whom my student can go to for help with a personal problem. | 57 | 71 | 8 | 3 | 20 | 159 |
| | | 36% | 45% | 5% | 2% | 13% | |
| (c) | My student's teacher(s) genuinely care(s) about them. | 84 | 60 | 5 | 1 | 9 | 159 |
| | | 53% | 38% | 3% | 1% | 6% | |

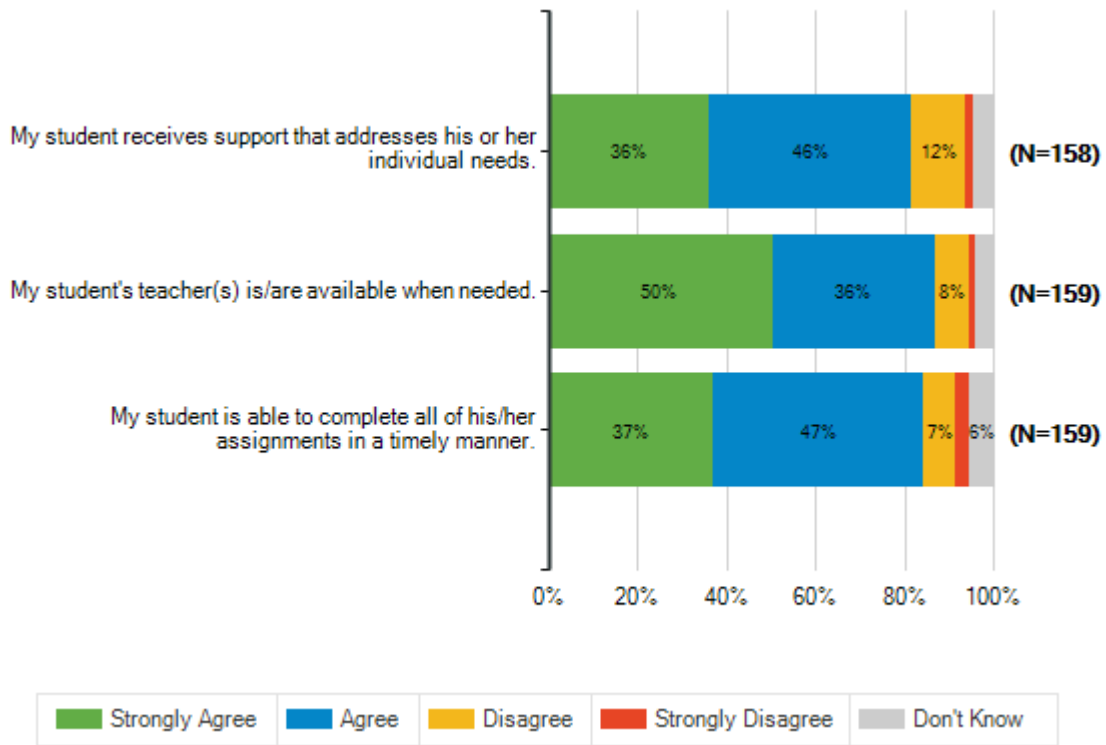


Lamar Consolidated ISD
23-24 Parent School Climate Survey

Below are statements about the support students receive at school. As you respond, please think about your experiences this school year.

How strongly do you agree or disagree with each of the following statements?

| | | Strongly Agree | Agree | Disagree | Strongly Disagree | Don't Know | Total Responses |
|-----|---|----------------|-------|----------|-------------------|------------|-----------------|
| (a) | My student receives support that addresses his or her individual needs. | 57 | 72 | 19 | 3 | 7 | 158 |
| | | 36% | 46% | 12% | 2% | 4% | |
| (b) | My student's teacher(s) is/are available when needed. | 80 | 58 | 12 | 2 | 7 | 159 |
| | | 50% | 36% | 8% | 1% | 4% | |
| (c) | My student is able to complete all of his/her assignments in a timely manner. | 59 | 75 | 11 | 5 | 9 | 159 |
| | | 37% | 47% | 7% | 3% | 6% | |

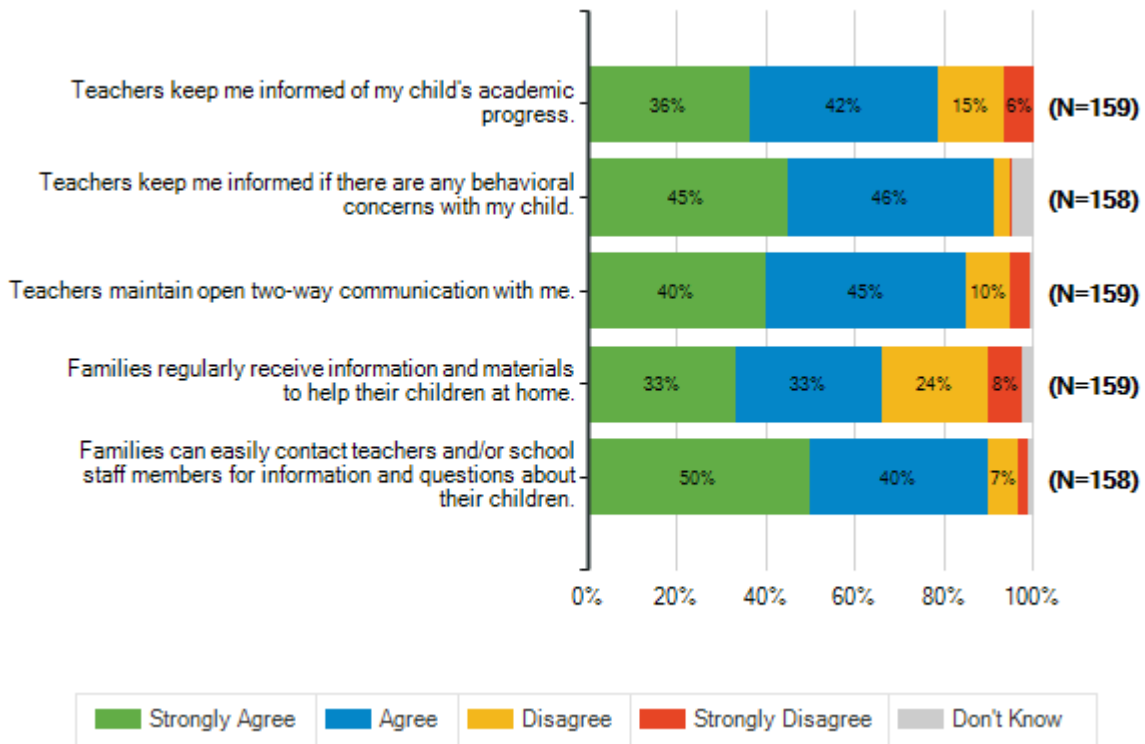


Lamar Consolidated ISD
23-24 Parent School Climate Survey

Below are statements about interactions with teachers/school staff at your child's school. As you respond, please think about your experiences this school year.

How strongly do you agree or disagree with each of the following statements?

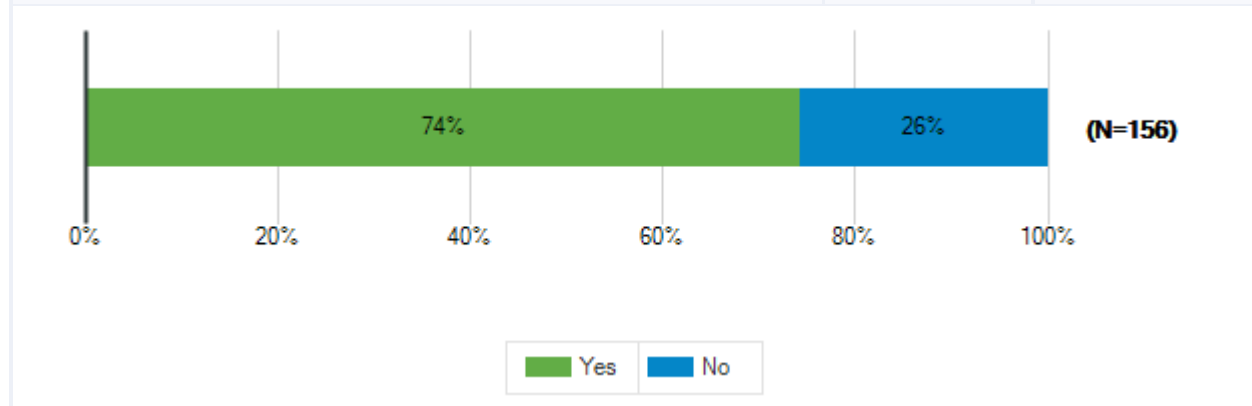
| | | Strongly Agree | Agree | Disagree | Strongly Disagree | Don't Know | Total Responses |
|-----|--|----------------|-------|----------|-------------------|------------|-----------------|
| (a) | Teachers keep me informed of my child's academic progress. | 58 | 67 | 24 | 10 | 0 | 159 |
| | | 36% | 42% | 15% | 6% | 0% | |
| (b) | Teachers keep me informed if there are any behavioral concerns with my child. | 71 | 73 | 6 | 1 | 7 | 158 |
| | | 45% | 46% | 4% | 1% | 4% | |
| (c) | Teachers maintain open two-way communication with me. | 64 | 71 | 16 | 7 | 1 | 159 |
| | | 40% | 45% | 10% | 4% | 1% | |
| (d) | Families regularly receive information and materials to help their children at home. | 53 | 52 | 38 | 12 | 4 | 159 |
| | | 33% | 33% | 24% | 8% | 3% | |
| (e) | Families can easily contact teachers and/or school staff members for information and questions about their children. | 79 | 63 | 11 | 3 | 2 | 158 |
| | | 50% | 40% | 7% | 2% | 1% | |



Lamar Consolidated ISD
23-24 Parent School Climate Survey

This past school year, have you reached out to your child's teacher or another school staff member with a need or concern?

| Responses | Count | % |
|------------------------|------------|-----|
| Yes | 116 | 74% |
| No | 40 | 26% |
| Total Responses | 156 | |

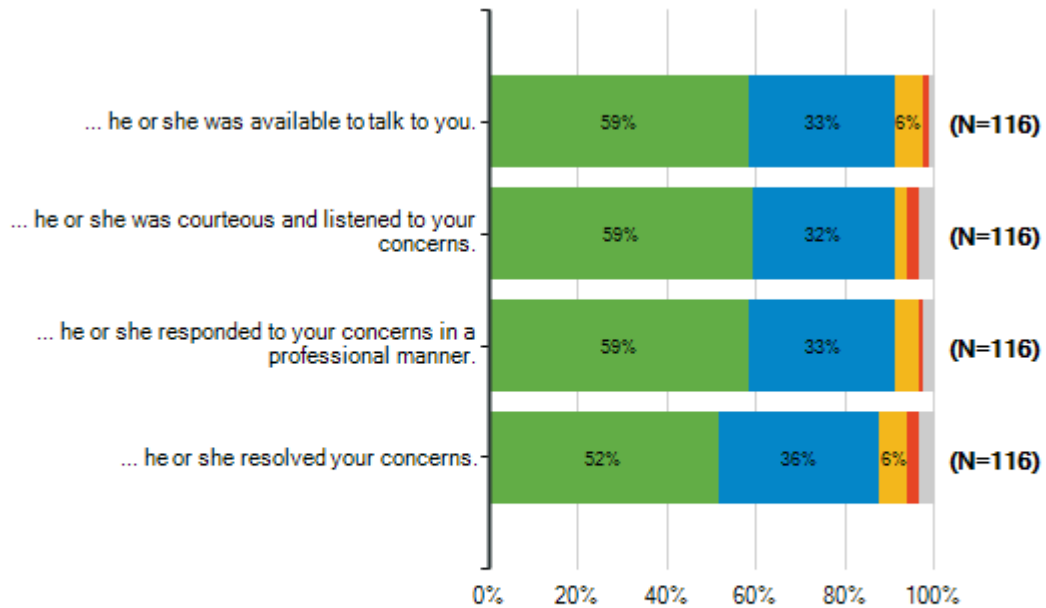


Lamar Consolidated ISD
23-24 Parent School Climate Survey

When you have had an issue or concern to discuss with your child's teacher or another staff member...

How strongly do you agree or disagree with the following statements?

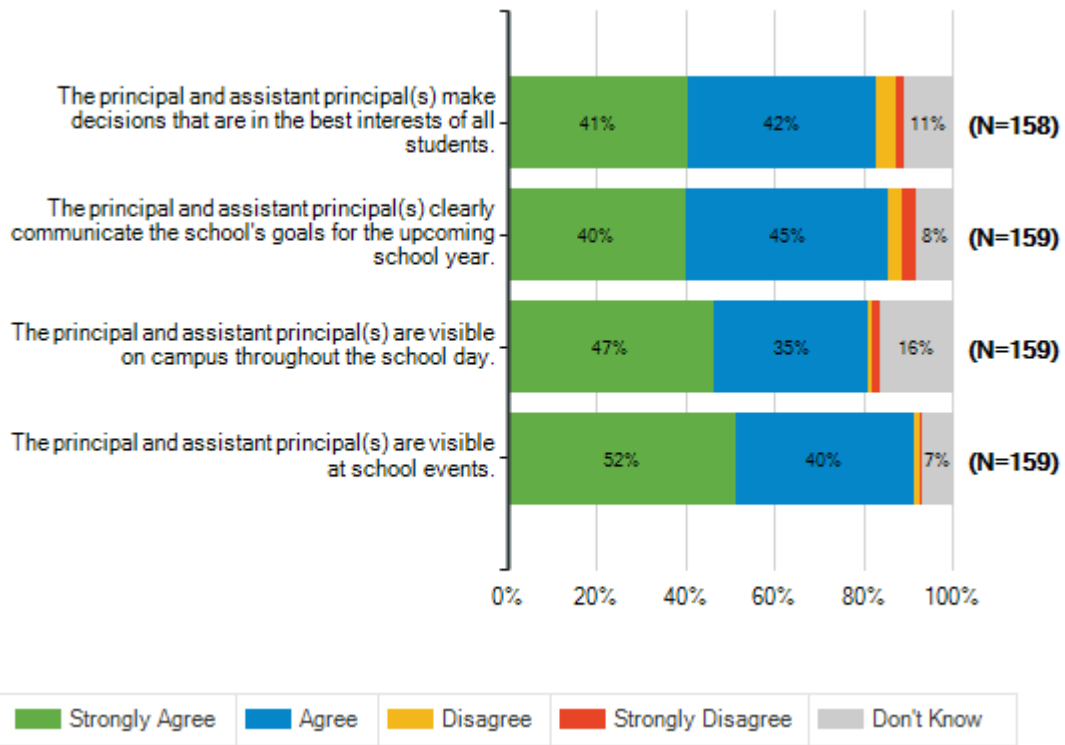
| | Strongly Agree | Agree | Disagree | Strongly Disagree | Don't Know | Total Responses |
|--|----------------|-------|----------|-------------------|------------|-----------------|
| (a) ... he or she was available to talk to you. | 68 | 38 | 7 | 2 | 1 | 116 |
| | 59% | 33% | 6% | 2% | 1% | |
| (b) ... he or she was courteous and listened to your concerns. | 69 | 37 | 3 | 3 | 4 | 116 |
| | 59% | 32% | 3% | 3% | 3% | |
| (c) ... he or she responded to your concerns in a professional manner. | 68 | 38 | 6 | 1 | 3 | 116 |
| | 59% | 33% | 5% | 1% | 3% | |
| (d) ... he or she resolved your concerns. | 60 | 42 | 7 | 3 | 4 | 116 |
| | 52% | 36% | 6% | 3% | 3% | |



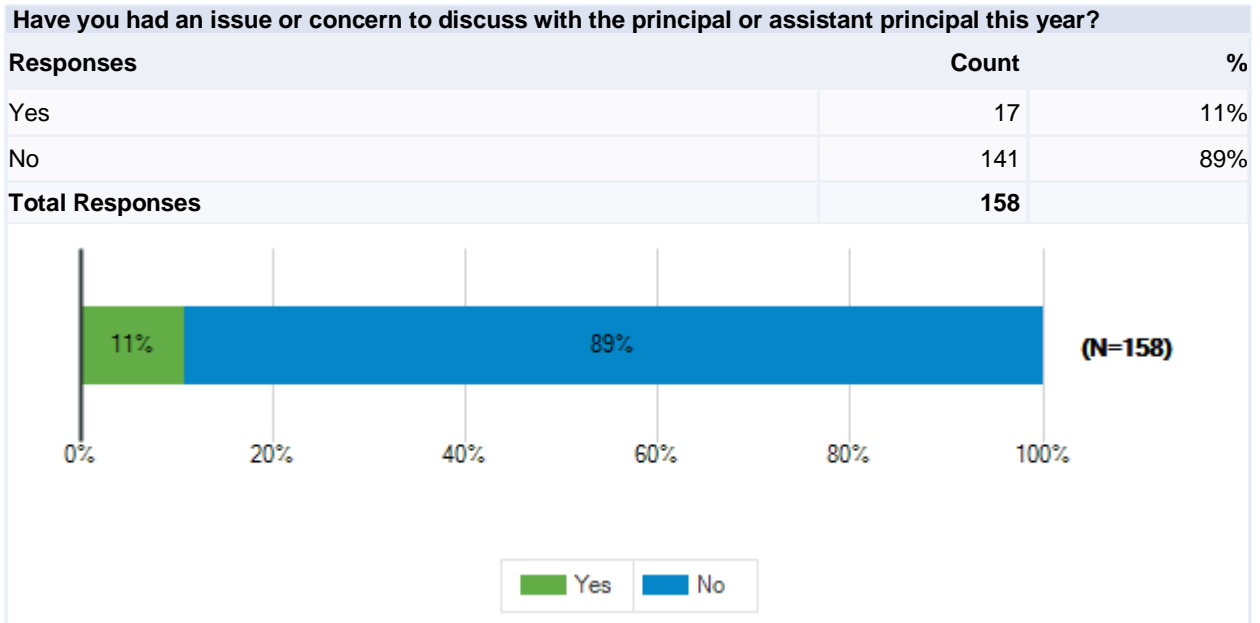
Lamar Consolidated ISD
23-24 Parent School Climate Survey

Below are statements related to the principal and assistant principals. As you respond, please think about your experiences this school year.

| | | How strongly do you agree or disagree with each of the following statements? | | | | | Total Responses |
|-----|---|--|-------|----------|-------------------|------------|-----------------|
| | | Strongly Agree | Agree | Disagree | Strongly Disagree | Don't Know | |
| (a) | The principal and assistant principal(s) make decisions that are in the best interests of all students. | 64 | 67 | 7 | 3 | 17 | 158 |
| | | 41% | 42% | 4% | 2% | 11% | |
| (b) | The principal and assistant principal(s) clearly communicate the school's goals for the upcoming school year. | 64 | 72 | 5 | 5 | 13 | 159 |
| | | 40% | 45% | 3% | 3% | 8% | |
| (c) | The principal and assistant principal(s) are visible on campus throughout the school day. | 74 | 55 | 1 | 3 | 26 | 159 |
| | | 47% | 35% | 1% | 2% | 16% | |
| (d) | The principal and assistant principal(s) are visible at school events. | 82 | 63 | 2 | 1 | 11 | 159 |
| | | 52% | 40% | 1% | 1% | 7% | |



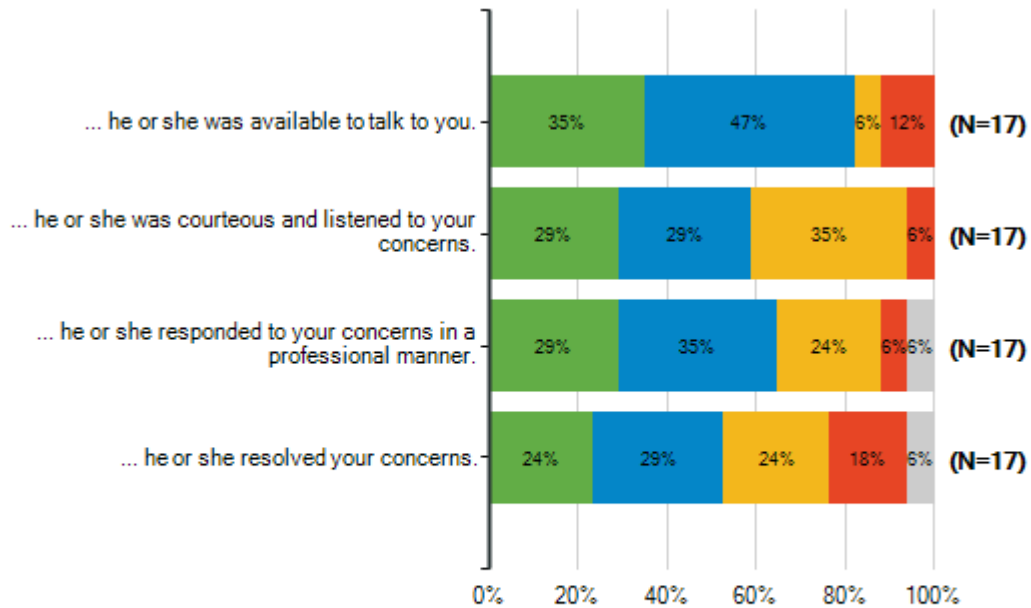
Lamar Consolidated ISD
23-24 Parent School Climate Survey



Lamar Consolidated ISD
23-24 Parent School Climate Survey

When you have had an issue or concern to discuss with a school administrator...

| | Strongly Agree | Agree | Disagree | Strongly Disagree | Don't Know | Total Responses |
|--|----------------|----------|----------|-------------------|------------|-----------------|
| (a) ... he or she was available to talk to you. | 6 35% | 8 47% | 1 6% | 2 12% | 0 0% | 17 |
| (b) ... he or she was courteous and listened to your concerns. | 5 29% | 5 29% | 6 35% | 1 6% | 0 0% | 17 |
| (c) ... he or she responded to your concerns in a professional manner. | 5 29% | 6 35% | 4 24% | 1 6% | 1 6% | 17 |
| (d) ... he or she resolved your concerns. | 4 24% | 5 29% | 4 24% | 3 18% | 1 6% | 17 |



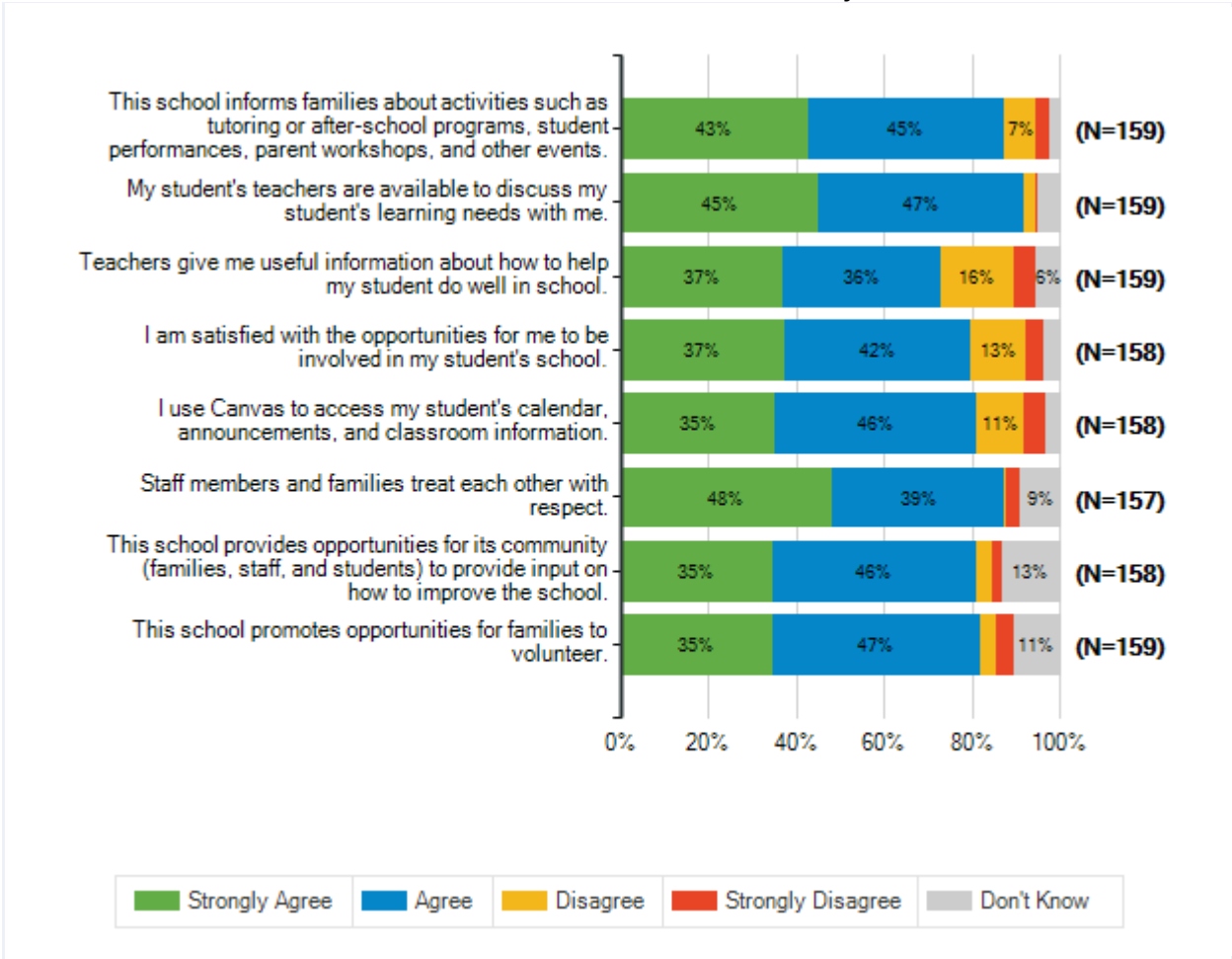
Lamar Consolidated ISD
23-24 Parent School Climate Survey

Below are statements about the relationship between you and your student's school. As you respond, please think about your experiences this school year.

How strongly do you agree or disagree with each of the following statements?

| | | Strongly Agree | Agree | Disagree | Strongly Disagree | Don't Know | Total Responses |
|-----|--|----------------|-------|----------|-------------------|------------|-----------------|
| (a) | This school informs families about activities such as tutoring or after-school programs, student performances, parent workshops, and other events. | 68 | 71 | 11 | 5 | 4 | 159 |
| | | 43% | 45% | 7% | 3% | 3% | |
| (b) | My student's teachers are available to discuss my student's learning needs with me. | 72 | 74 | 4 | 1 | 8 | 159 |
| | | 45% | 47% | 3% | 1% | 5% | |
| (c) | Teachers give me useful information about how to help my student do well in school. | 59 | 57 | 26 | 8 | 9 | 159 |
| | | 37% | 36% | 16% | 5% | 6% | |
| (d) | I am satisfied with the opportunities for me to be involved in my student's school. | 59 | 67 | 20 | 6 | 6 | 158 |
| | | 37% | 42% | 13% | 4% | 4% | |
| (e) | I use Canvas to access my student's calendar, announcements, and classroom information. | 56 | 72 | 17 | 8 | 5 | 158 |
| | | 35% | 46% | 11% | 5% | 3% | |
| (f) | Staff members and families treat each other with respect. | 76 | 61 | 1 | 5 | 14 | 157 |
| | | 48% | 39% | 1% | 3% | 9% | |
| (g) | This school provides opportunities for its community (families, staff, and students) to provide input on how to improve the school. | 55 | 73 | 6 | 3 | 21 | 158 |
| | | 35% | 46% | 4% | 2% | 13% | |
| (h) | This school promotes opportunities for families to volunteer. | 55 | 75 | 6 | 6 | 17 | 159 |
| | | 35% | 47% | 4% | 4% | 11% | |

Lamar Consolidated ISD
23-24 Parent School Climate Survey

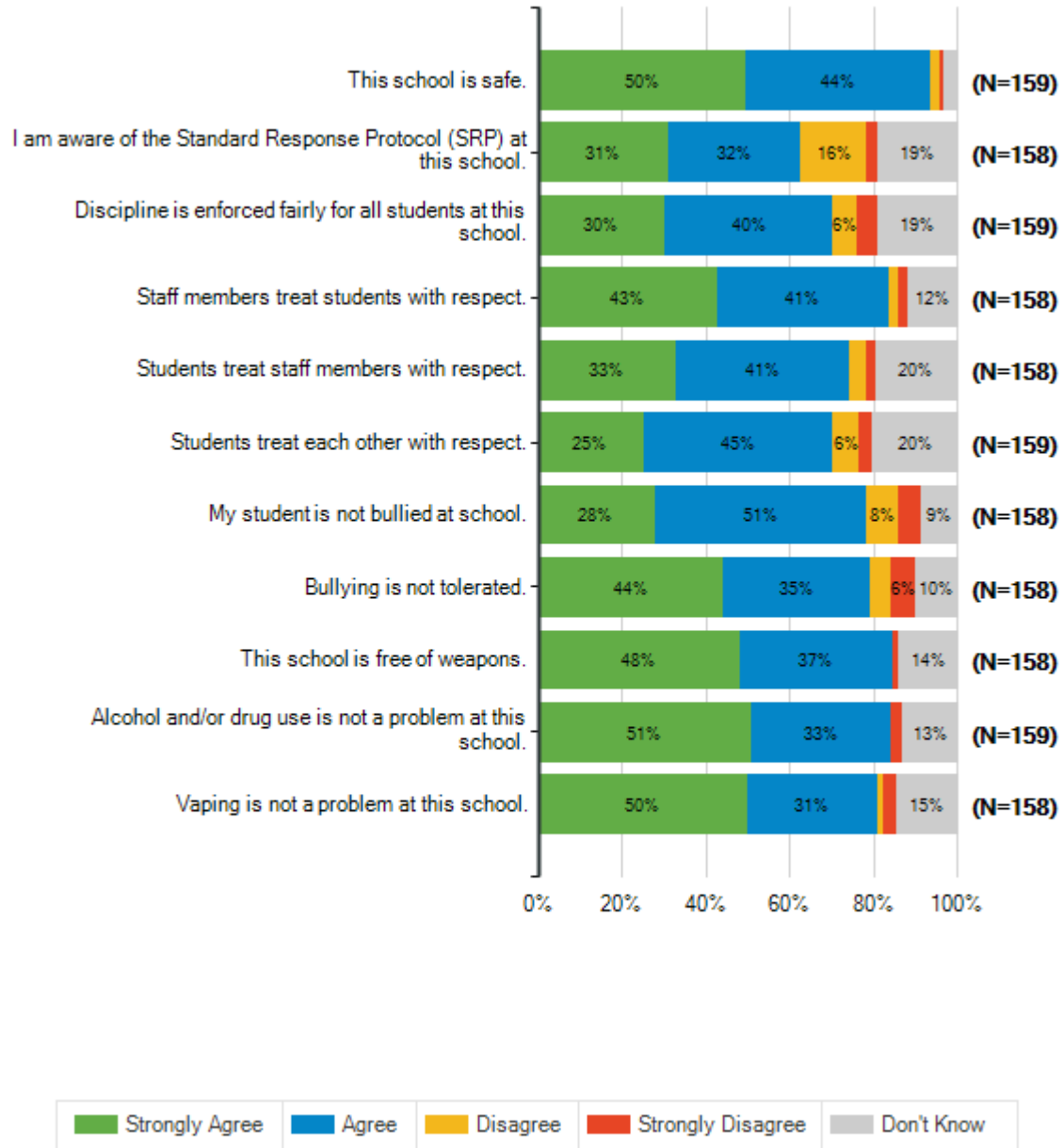


Lamar Consolidated ISD
23-24 Parent School Climate Survey

Below are statements related to safety and behavior. As you respond, please think about your experiences this school year.

| How strongly do you agree or disagree with each of the following statements? | | | | | | |
|--|----------------|-------|----------|-------------------|------------|-----------------|
| | Strongly Agree | Agree | Disagree | Strongly Disagree | Don't Know | Total Responses |
| (a) This school is safe. | 79 | 70 | 3 | 2 | 5 | 159 |
| | 50% | 44% | 2% | 1% | 3% | |
| (b) I am aware of the Standard Response Protocol (SRP) at this school. | 49 | 50 | 25 | 4 | 30 | 158 |
| | 31% | 32% | 16% | 3% | 19% | |
| (c) Discipline is enforced fairly for all students at this school. | 48 | 64 | 9 | 8 | 30 | 159 |
| | 30% | 40% | 6% | 5% | 19% | |
| (d) Staff members treat students with respect. | 68 | 64 | 4 | 3 | 19 | 158 |
| | 43% | 41% | 3% | 2% | 12% | |
| (e) Students treat staff members with respect. | 52 | 65 | 7 | 3 | 31 | 158 |
| | 33% | 41% | 4% | 2% | 20% | |
| (f) Students treat each other with respect. | 40 | 72 | 10 | 5 | 32 | 159 |
| | 25% | 45% | 6% | 3% | 20% | |
| (g) My student is not bullied at school. | 44 | 80 | 12 | 8 | 14 | 158 |
| | 28% | 51% | 8% | 5% | 9% | |
| (h) Bullying is not tolerated. | 70 | 55 | 8 | 9 | 16 | 158 |
| | 44% | 35% | 5% | 6% | 10% | |
| (i) This school is free of weapons. | 76 | 58 | 0 | 2 | 22 | 158 |
| | 48% | 37% | 0% | 1% | 14% | |
| (j) Alcohol and/or drug use is not a problem at this school. | 81 | 53 | 0 | 4 | 21 | 159 |
| | 51% | 33% | 0% | 3% | 13% | |
| (k) Vaping is not a problem at this school. | 79 | 49 | 2 | 5 | 23 | 158 |
| | 50% | 31% | 1% | 3% | 15% | |

Lamar Consolidated ISD
23-24 Parent School Climate Survey

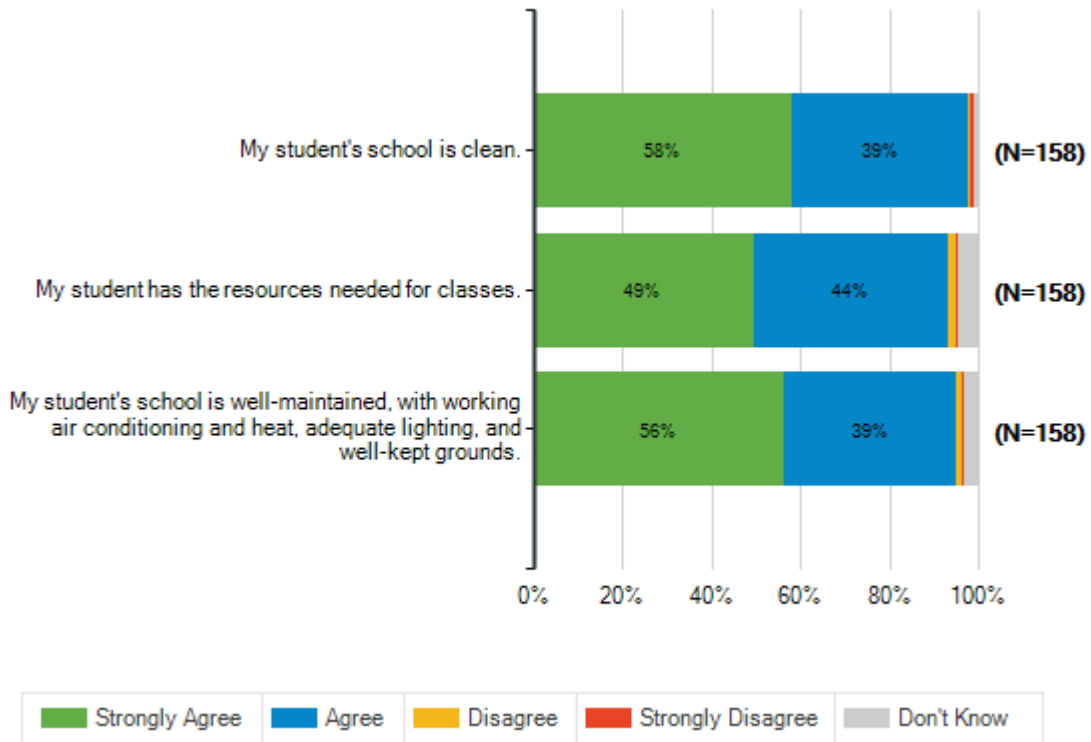


Lamar Consolidated ISD
23-24 Parent School Climate Survey

Below are statements related to how the school is managed. As you respond, please think about your experiences this school year.

How strongly do you agree or disagree with each of the following statements?

| | Strongly Agree | Agree | Disagree | Strongly Disagree | Don't Know | Total Responses |
|---|----------------|-------|----------|-------------------|------------|-----------------|
| (a) My student's school is clean. | 92 | 62 | 1 | 1 | 2 | 158 |
| | 58% | 39% | 1% | 1% | 1% | |
| (b) My student has the resources needed for classes. | 78 | 69 | 3 | 1 | 7 | 158 |
| | 49% | 44% | 2% | 1% | 4% | |
| (c) My student's school is well-maintained, with working air conditioning and heat, adequate lighting, and well-kept grounds. | 89 | 61 | 2 | 1 | 5 | 158 |
| | 56% | 39% | 1% | 1% | 3% | |

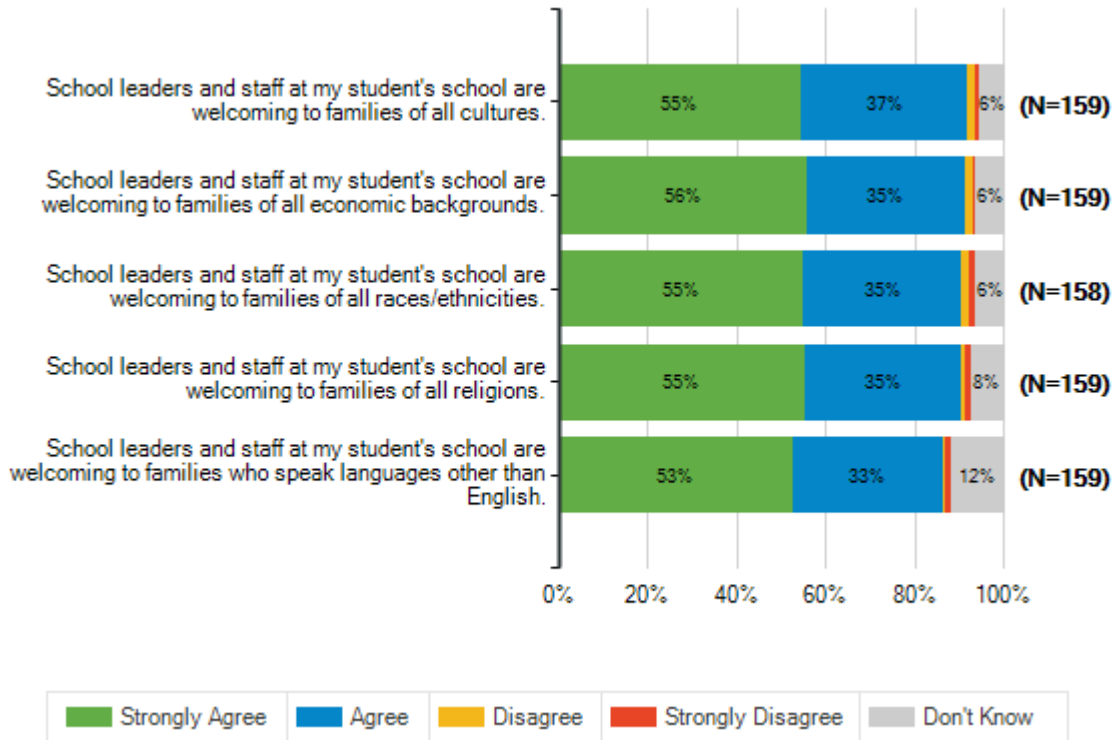


Lamar Consolidated ISD
23-24 Parent School Climate Survey

Below are statements related to the culture and climate of the school. As you respond, please think about your experiences this school year.

How strongly do you agree or disagree with each of the following statements?

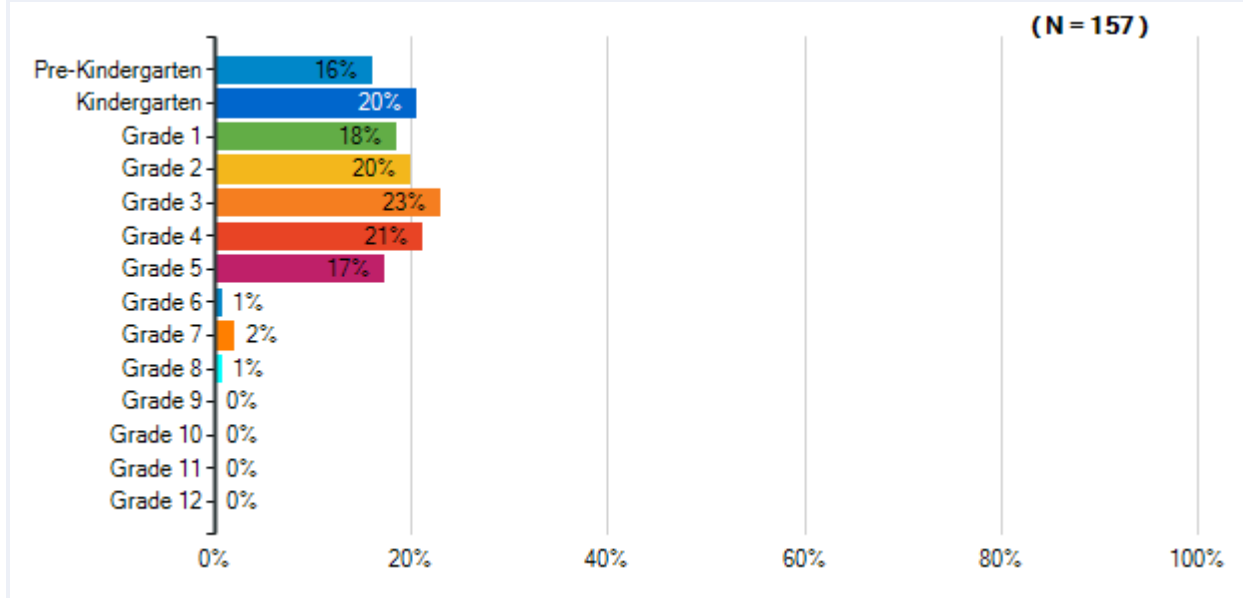
| | | Strongly Agree | Agree | Disagree | Strongly Disagree | Don't Know | Total Responses |
|-----|---|----------------|-------|----------|-------------------|------------|-----------------|
| (a) | School leaders and staff at my student's school are welcoming to families of all cultures. | 87 | 59 | 3 | 1 | 9 | 159 |
| | | 55% | 37% | 2% | 1% | 6% | |
| (b) | School leaders and staff at my student's school are welcoming to families of all economic backgrounds. | 89 | 56 | 3 | 1 | 10 | 159 |
| | | 56% | 35% | 2% | 1% | 6% | |
| (c) | School leaders and staff at my student's school are welcoming to families of all races/ethnicities. | 87 | 56 | 3 | 2 | 10 | 158 |
| | | 55% | 35% | 2% | 1% | 6% | |
| (d) | School leaders and staff at my student's school are welcoming to families of all religions. | 88 | 56 | 1 | 2 | 12 | 159 |
| | | 55% | 35% | 1% | 1% | 8% | |
| (e) | School leaders and staff at my student's school are welcoming to families who speak languages other than English. | 84 | 53 | 1 | 2 | 19 | 159 |
| | | 53% | 33% | 1% | 1% | 12% | |



Lamar Consolidated ISD
23-24 Parent School Climate Survey

What grade is your student enrolled in at this school? (Select all that apply.)

| Responses | Count | % |
|-------------------------------|------------|-----|
| Pre-Kindergarten | 25 | 16% |
| Kindergarten | 32 | 20% |
| Grade 1 | 29 | 18% |
| Grade 2 | 31 | 20% |
| Grade 3 | 36 | 23% |
| Grade 4 | 33 | 21% |
| Grade 5 | 27 | 17% |
| Grade 6 | 1 | 1% |
| Grade 7 | 3 | 2% |
| Grade 8 | 1 | 1% |
| Grade 9 | 0 | 0% |
| Grade 10 | 0 | 0% |
| Grade 11 | 0 | 0% |
| Grade 12 | 0 | 0% |
| Total Unique Responses | 157 | |
| Total Responses | 218 | |

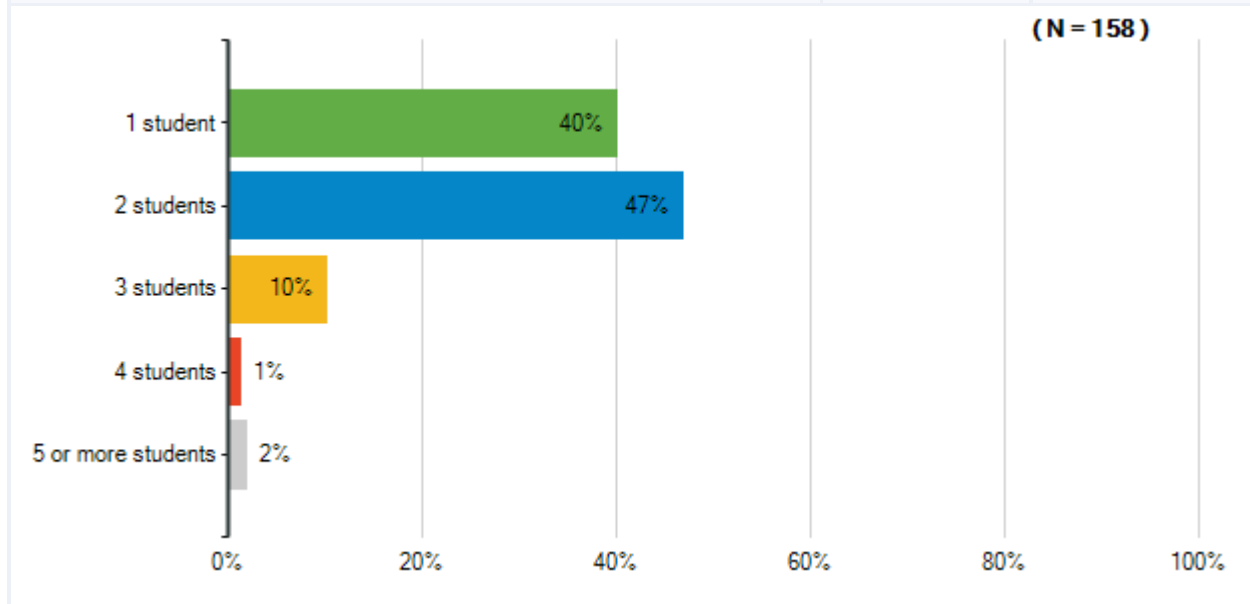


Note: Multiple answers per participant possible. Percentages added may exceed 100 since a participant may select more than one answer for this question.

Lamar Consolidated ISD
23-24 Parent School Climate Survey

How many of your students attend a district school?

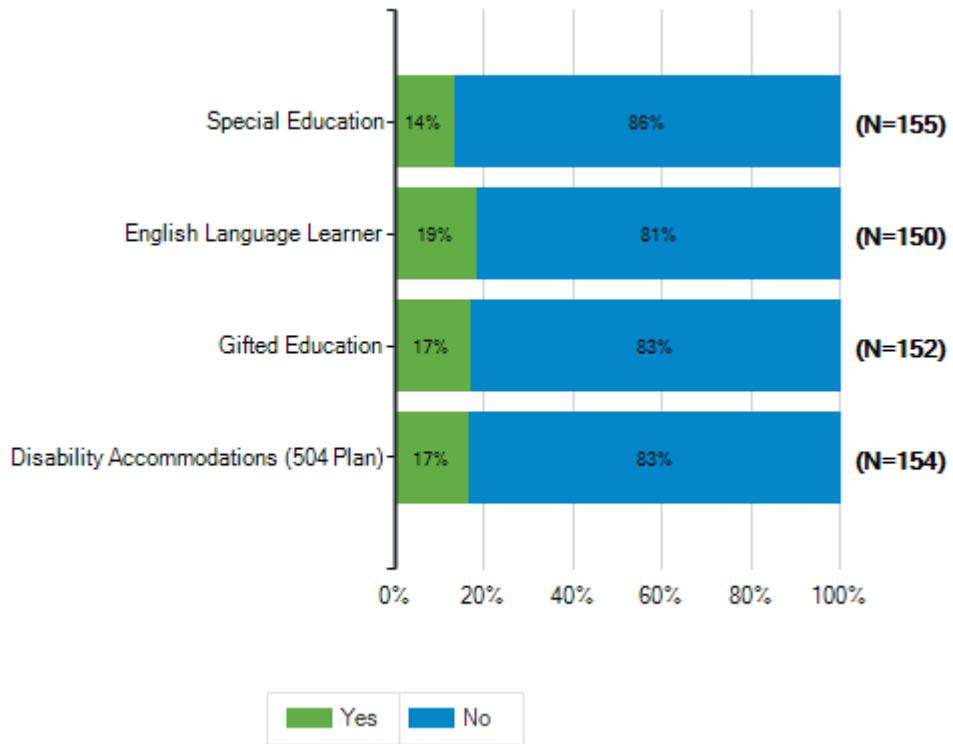
| Responses | Count | % |
|------------------------|------------|-----|
| 1 student | 63 | 40% |
| 2 students | 74 | 47% |
| 3 students | 16 | 10% |
| 4 students | 2 | 1% |
| 5 or more students | 3 | 2% |
| Total Responses | 158 | |



Lamar Consolidated ISD
23-24 Parent School Climate Survey

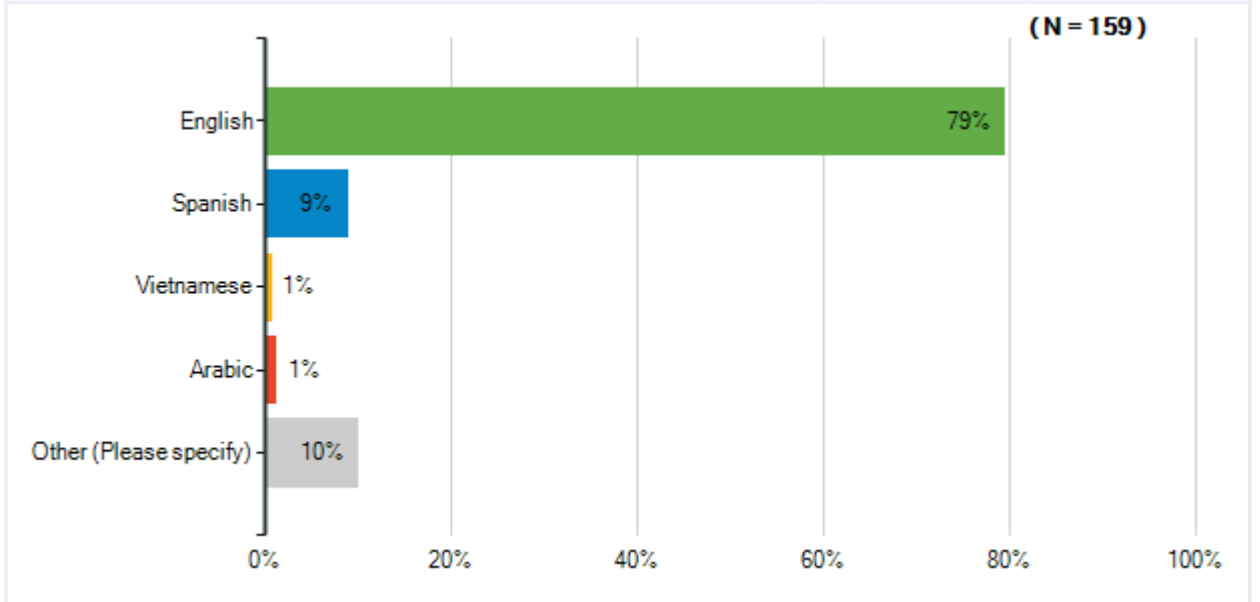
Does your student receive any of the following services at this school?

| | Yes | No | Total Responses |
|--|-----|-----|-----------------|
| (a) Special Education | 21 | 134 | 155 |
| | 14% | 86% | |
| (b) English Language Learner | 28 | 122 | 150 |
| | 19% | 81% | |
| (c) Gifted Education | 26 | 126 | 152 |
| | 17% | 83% | |
| (d) Disability Accommodations (504 Plan) | 26 | 128 | 154 |
| | 17% | 83% | |



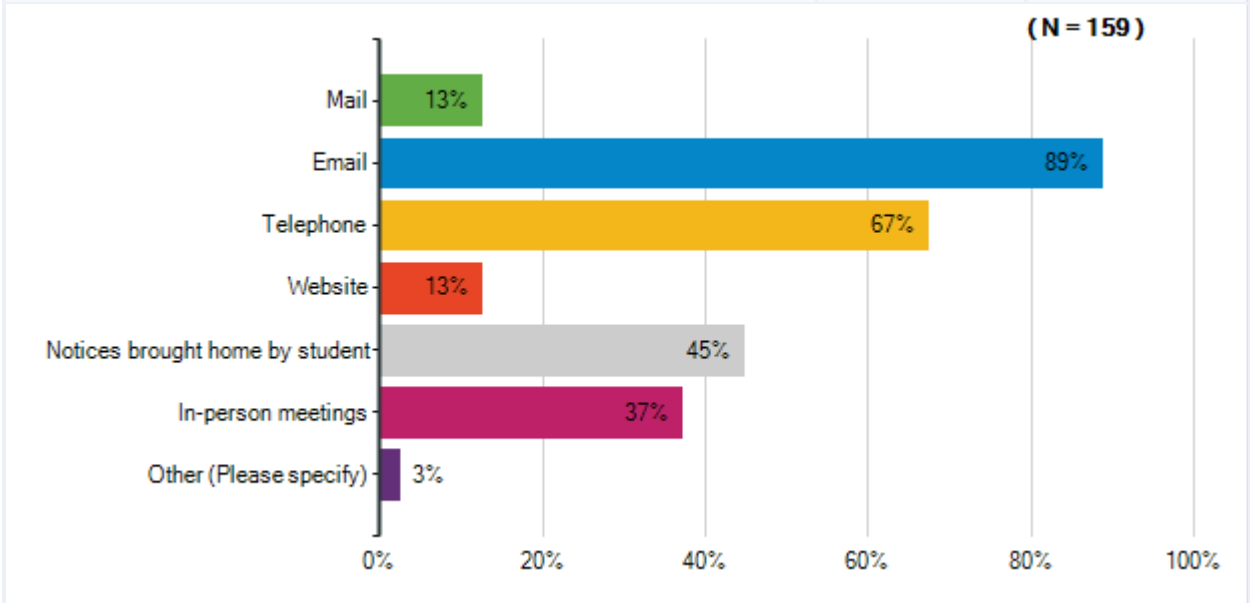
Lamar Consolidated ISD
23-24 Parent School Climate Survey

| What language do you speak most often at home? | | |
|--|------------|-----|
| Responses | Count | % |
| English | 126 | 79% |
| Spanish | 14 | 9% |
| Vietnamese | 1 | 1% |
| Arabic | 2 | 1% |
| Other (Please specify) | 16 | 10% |
| Total Responses | 159 | |



Lamar Consolidated ISD
23-24 Parent School Climate Survey

| What are the best ways for the school to communicate with you about your student's education? | | |
|---|------------|-----|
| Responses | Count | % |
| Mail | 20 | 13% |
| Email | 141 | 89% |
| Telephone | 107 | 67% |
| Website | 20 | 13% |
| Notices brought home by student | 71 | 45% |
| In-person meetings | 59 | 37% |
| Other (Please specify) | 4 | 3% |
| Total Unique Responses | 159 | |
| Total Responses | 422 | |



Note: Multiple answers per participant possible. Percentages added may exceed 100 since a participant may select more than one answer for this question.

Lamar Consolidated ISD
23-24 Parent School Climate Survey

How did you learn about this survey?

| Responses | Count | % |
|--|------------|-----|
| Email | 110 | 70% |
| District All-Call system (Skylert) | 0 | 0% |
| District website | 1 | 1% |
| Facebook | 0 | 0% |
| Twitter | 0 | 0% |
| Notice brought home by student | 44 | 28% |
| From another parent | 1 | 1% |
| From a District employee | 0 | 0% |
| Local news media (TV, radio, newspaper, website) | 0 | 0% |
| Other | 2 | 1% |
| Total Responses | 158 | |

