

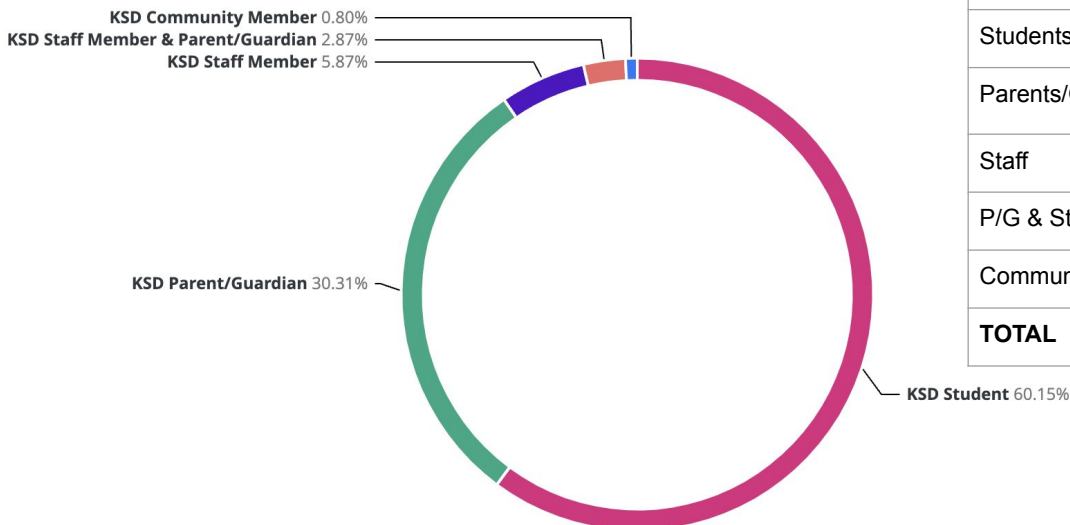


2024 Annual Survey

Results Report – Dec. 11, 2024

2

2,996 Survey Respondents



	2022	2023	2024
Students	1840	1822	1802
Parents/Guardians	439	677	908
Staff	157	229	176
P/G & Staff	N/A	136	86
Community	3	61	24
TOTAL	2439	2925	2996

Overall Perception

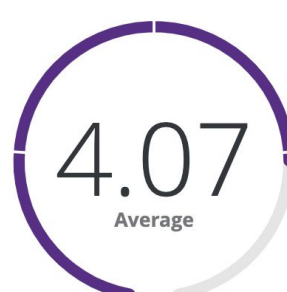
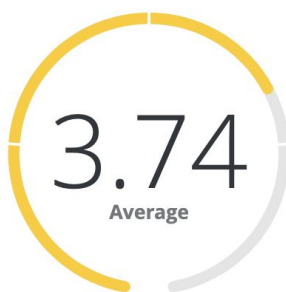
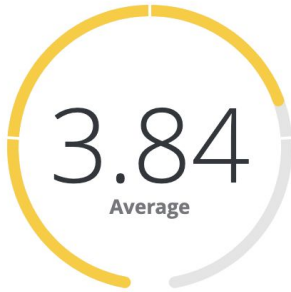
OVERALL

PARENTS/GUARDIANS

STUDENTS

STAFF

STAFF & P/G



COMPARISON TO 2023 RESULTS

2023
3.97

2023
4.00

2023
3.91

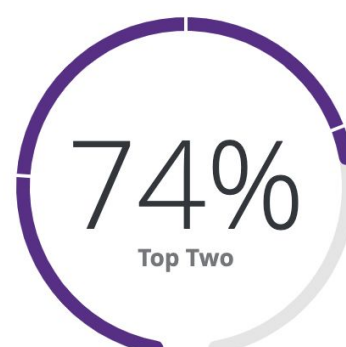
2023
4.16

2023
4.24

Excellent Educational Experience

Parents/Guardians & Staff

Students



COMPARISON TO 2023 RESULTS

2023
87%

2023
78%

Uses Resources Effectively



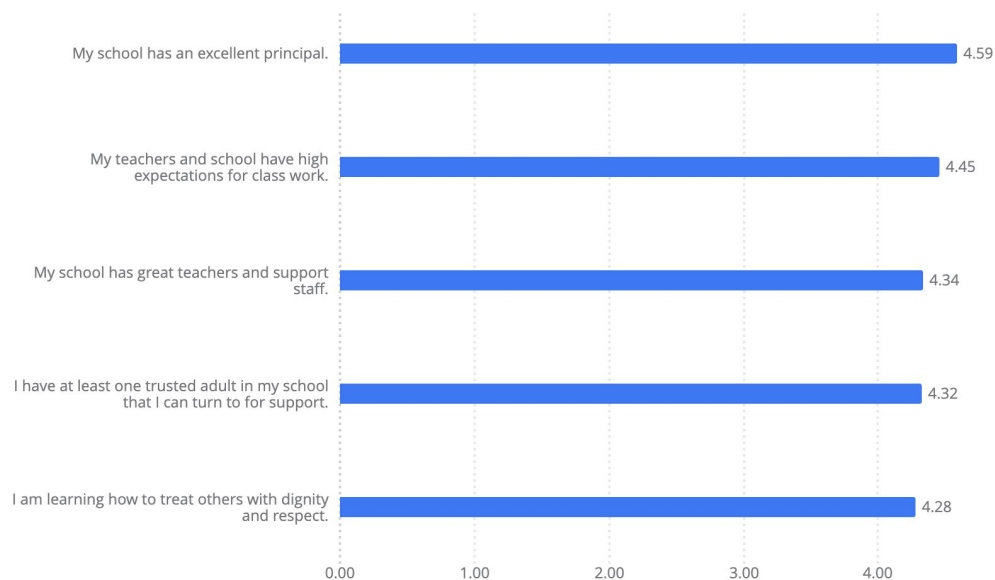
*Staff & parents/guardians only

COMPARISON TO 2023 RESULTS

2023
71%

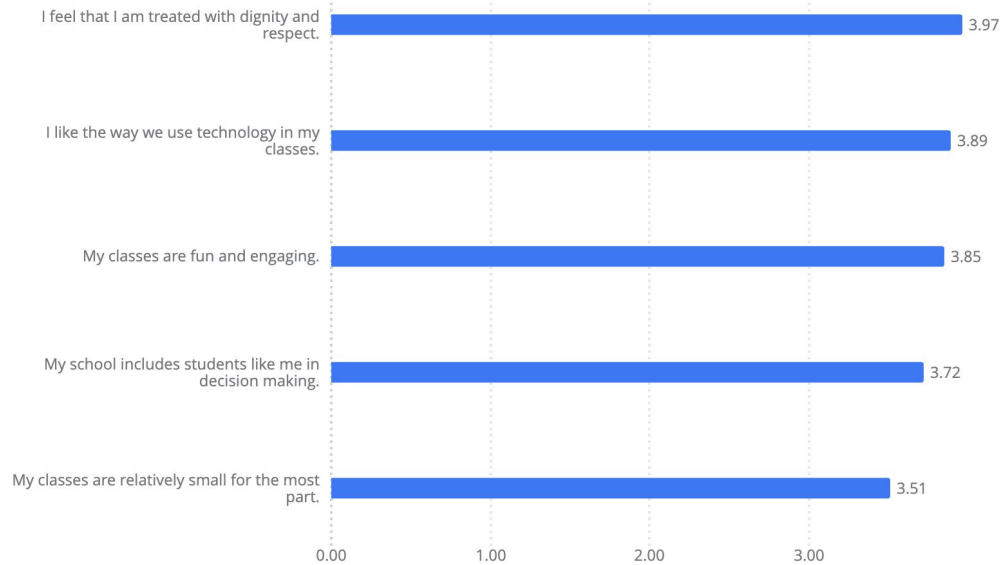
School Culture & Climate - Students

Top 5

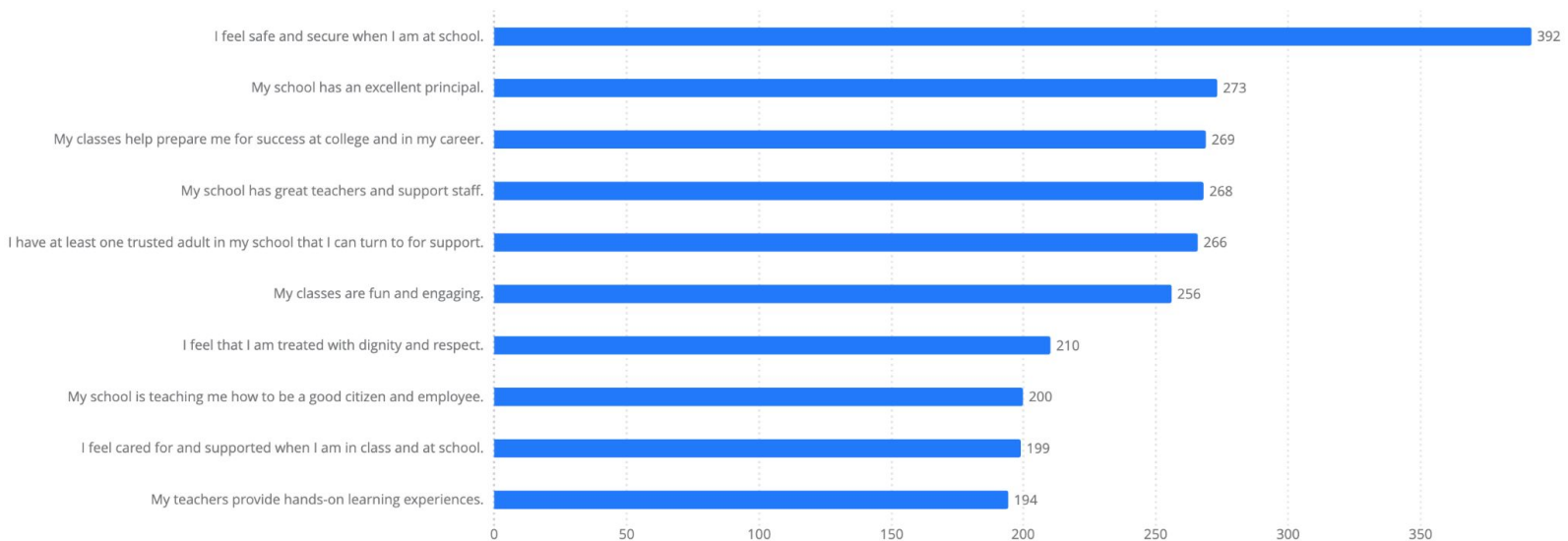


School Culture & Climate - Students

Bottom 5



Areas to prioritize - Students



MSIP6

Student Voices Heard & Respected



2023
3.66

Provide Culture & Climate Data



COMPARISON TO 2023 RESULTS
2023
3.45

Positive Classroom Learning Environments



2023
4.14

School Culture & Climate

Parents/Guardians & Staff

Top 5

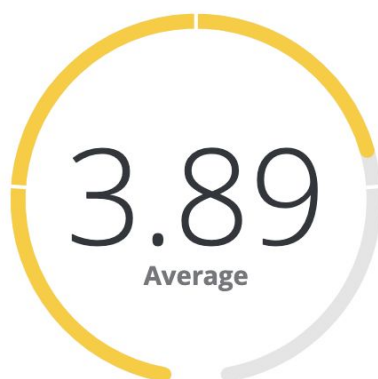


School Culture & Climate Parents/Guardians & Staff

Bottom 5



Work/Life Balance - Staff

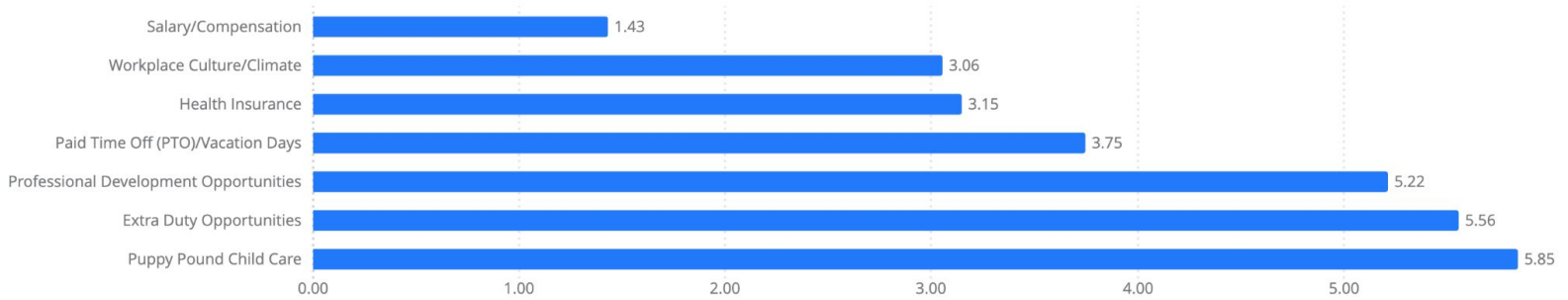


COMPARISON TO 2023 RESULTS

2023
3.84

13

Most Important Employee Benefits - Staff



1 = MORE IMPORTANT
7 = LESS IMPORTANT

14

Differentiated PD - Staff



COMPARISON TO 2023 RESULTS

2023
3.44

District Communications

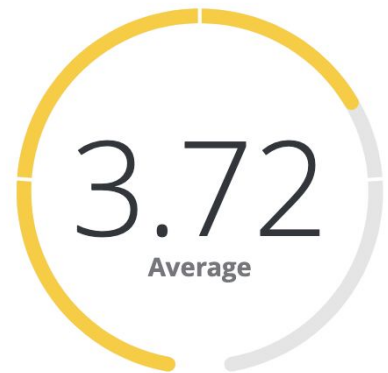
Overall Communication



Public Engagement



Keeping Students Informed



COMPARISON TO 2023 RESULTS

2023
3.70

2023
3.78

2023
3.94



THANK YOU!

WWW.ksdr1.net/annualsurvey