

Summer Reading 2024

Islip Public Schools



Wing/Commack Road/Sherwood Elementary Schools

Students Entering Grades Kindergarten - Grade 5

Are you ready to read some great books this summer? Then pick up Islip's BINGO Board and see how many challenges you can complete.

Here's how to play:

Each box on the board has a different reading challenge. When you complete one of the challenges, you can color in the square or put a checkmark in the box. You will have won the BINGO game once you have colored or marked one, two, or ALL of the following:

- 4 squares in a row (horizontal, vertical, or diagonal)
- the perimeter of the card
- the four corners
- the ENTIRE card

Bring the completed BINGO Board with you when you return to school in September. If you want, you can include some samples of the work you did for some of the challenges. Simply attach that material to your BINGO Board. Be prepared to share your Board with your new class in September.

















****Share your favorite books with us on social media:** #IslipReadsWing,
#IslipReadsSES, and #IslipReadsCRES.

Follow us on Instagram at IslipReads or on "X" @bh_wagner.**

Summer Reading Bingo 2024

Get ready to flex your summer reading muscles! Whether you're sitting by the pool or relaxing inside on a rainy day, remember to pick up a few good books this summer. You may learn something new about yourself and the world around you.

Enjoy your Summer! Happy Reading!

<p>1. Find a topic to explore: perhaps volcanoes...or horses. Read two books about that topic.</p> 	<p>2. Listen to an audio book. Which character did you like the most?</p> 	<p>3. Read a book that someone special has picked out for you--for 30 minutes!</p> 	<p>4. Imagine a different ending to your favorite book. Write or draw that new ending.</p> 
<p>5. Take a picture of yourself (or draw it) reading somewhere unusual.</p> 	<p>6. Make something cool. Learn how to do it by reading a book.</p> 	<p>7. Read a book to a furry friend -- either a stuffed animal or a pet.</p> 	<p>8. Read a book--and then watch the movie/TV show. Did you prefer the movie/show or the book? Explain why.</p> 
<p>9. Read a fairy tale or folk tale. Act out your favorite part.</p> 	<p>10. Read two books in a series. Explain or illustrate what you love most about the main characters.</p> 	<p>11. Read a MYSTERY. Tell us the title and author. Did you figure out who did it?</p> 	<p>12. Read a magazine. Check out <i>Highlights</i>, <i>National Geographic for Kids</i>, or another kid-friendly magazine.</p> 
<p>13. Join the Islip Public Library's Summer Reading Club.</p> 	<p>14. Which character from your book would you like to invite to your house? Explain why.</p> 	<p>15. Illustrate your favorite part of the book.</p> 	<p>16. Read a joke book. Share some of the jokes with friends or family members.</p> 

Please Note: For any of the challenges above, students can read a book independently or have someone read a book to them.

If you have questions regarding our Summer Reading Bingo, please contact Barbara Wagner, ELA Coordinator (grades K-12), by email: bwagner@islipufsd.org.