



HUNTINGTON BEACH  
CITY SCHOOL DISTRICT

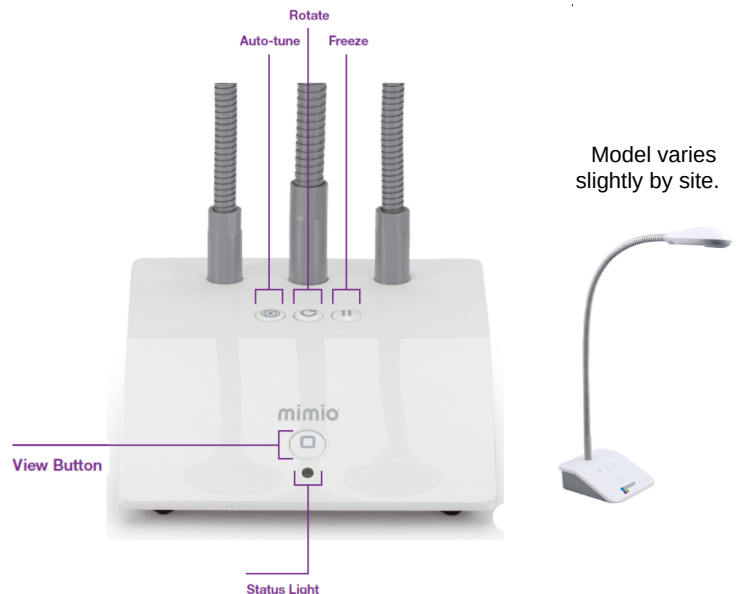
# Substitute Technology Quick Guide for Modernized Classrooms

## A/V Wall Control

Press the power button on the wall control to turn the projector or primary Interactive Flat Panel (IFP) display on and off.



## MimioView Document Camera



To operate, turn on using the view button. The green light should be solid.


If the green light flashes on the MimioView:

1. Make sure the MimioView document camera is plugged into the docking station or teacher laptop.
2. Restart the computer.
3. Open MimioStudio Notebook.

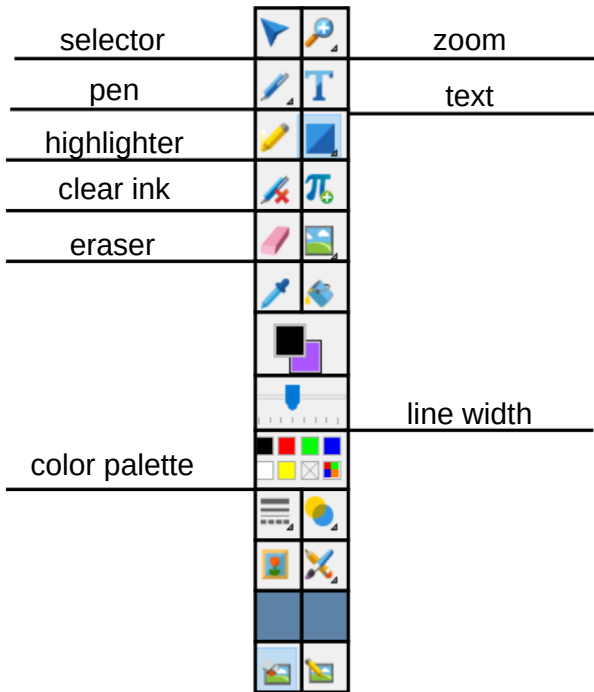
# Substitute Technology Quick Guide

## MimioStudio Notebook

Interactive software that you can write on using digital ink. Look for the purple icon to the right on the desktop of the teacher laptop.



This software also launches the floating toolbar shown below.



The standard toolbar is located at the top of the screen in MimioStudio Notebook. Click on the rectangle with a green circle and plus sign to add a blank page. Click on the blue circles with white arrows to advance pages.



## Microphone

To operate, press the power button on top of the microphone. Adjust the volume up or down on the side of the microphone.



This dock charges the microphone. Please return the mic to the charger at the end of the day.



## Student Chromebooks

Students are assigned a Chromebook for daily use. Technology programs such as Canvas, Seesaw, Renaissance, online curriculum, etc. can be accessed through Clever.

Students are expected to adhere to the following technology norms.

- Be a responsible and respectful user.
- Use your assigned device.
- No food or drinks near devices.
- Transport devices with two hands.
- Follow all teacher directions for acquiring and returning devices.
- Use teacher-approved online resources and websites.
- Protect your privacy. Do not share passwords or account information.
- Report misuse of technology or needed repairs to the teacher.



Email [mbrady@hbcasd.us](mailto:mbrady@hbcasd.us) or dial extension 2042 from a school or district phone if you have questions about operating the technology in modernized classrooms.