

HUNTINGTON BEACH CITY SCHOOL DISTRICT

2021-22 Unaudited Actuals



Jenny Delgado
Assistant Superintendent, Administrative Services

September 13, 2022

Presentation Overview



Budget Cycle



2021-22 General Fund Revenues & Expenditures



2021-22 Ending Fund Balance

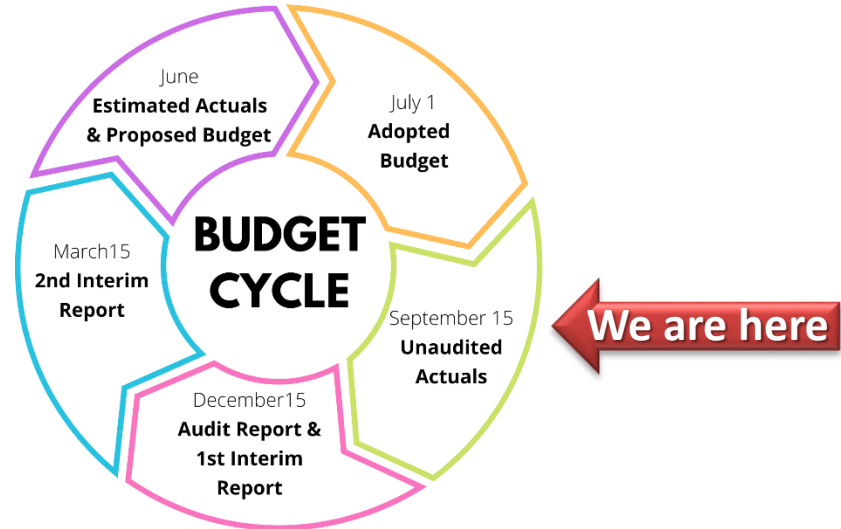


2021-22 COVID-19 Related Expenditures



Next Steps

Budget Cycle



Unaudited Actuals

- District's final 2021-22 revenues and expenditures after performing the fiscal year-end closing activities
- Financial data has not been reviewed by external auditors

2021-22 General Fund

(in millions)	Unrestricted	Restricted	Total
Revenues			
LCFF	\$ 56.74	\$ -	\$ 56.74
Federal	\$ 0.00	\$ 6.62	\$ 6.62
State Revenues	\$ 1.33	\$ 7.28	\$ 8.61
Other Local	\$ 0.55	\$ 5.35	\$ 5.90
Total Revenues	\$ 58.62	\$ 19.25	\$ 77.87
Expenditures			
Salaries & Benefits	\$ 42.27	\$ 20.36	\$ 62.63
Supplies	\$ 0.67	\$ 1.23	\$ 1.90
Services	\$ 3.87	\$ 1.50	\$ 5.37
Capital Outlay	\$ 0.04	\$ 0.20	\$ 0.24
Other Outgo/Indirect Costs	\$ 0.46	\$ 0.80	\$ 1.26
Total Expenditures	\$ 47.31	\$ 24.09	\$ 71.40
Transfers In/Out	\$ (0.20)	\$ -	\$ (0.20)
Contributions	\$ (7.02)	\$ 7.02	\$ -
Net Increase in Fund Balance	\$ 4.09	\$ 2.18	\$ 6.27

2021-22 General Fund

Fund Balance (in millions)	Unrestricted	Restricted	Total
Beginning Balance – July 1, 2021	\$ 7.77	\$ 5.04	\$ 12.81
Net Increase	\$ 4.09	\$ 2.18	\$ 6.27
Ending Balance – June 30, 2022	\$ 11.86	\$ 7.22	\$ 19.08

Ending Balance Designations	in millions
Restricted Reserves	\$ 7.22
Revolving Cash & Stores	\$ 0.04
Committed Reserves	\$ 2.29
Board Policy Reserve (4%)	\$ 2.86
Reserve for Economic Uncertainties (3%)	\$ 2.15
Unassigned Amount	\$ 4.52
Total Ending Balance	\$ 19.08

The 2021-22 Ending Fund Balance does not reflect the outcome of the 2021-22 bargaining agreements approved by the Board on July 19, 2022, which will be reflected in the 2022-23 First Interim Budget.


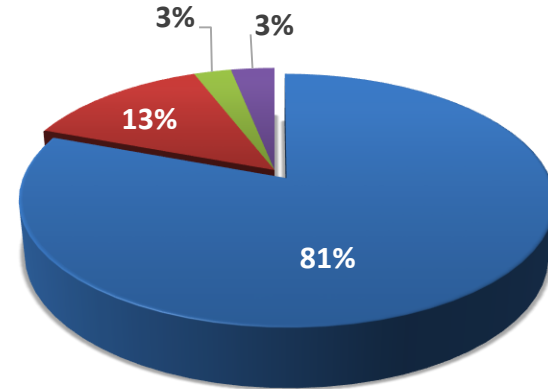
2021-22 COVID-19 Expenditures

COVID 19 Funds	
Federal	\$ 4,414,847
State	\$ 1,398,071
Total 2021-22 Funds	\$ 5,812,918

COVID 19 Related Expenditures:

- Class size reduction
- Additional support staff – supervision
- Social-emotional support
- Summer Enrichment Program
- Student and staff devices
- Educational software
- Connectivity software and hotspots
- Personal protective equipment
- Cleaning and disinfecting measures

COVID-19 Expenditures



Next Steps



December
2022

- 2022-23 First Interim Report

January
2023

- 2021-22 Audit Report

March
2023

- 2022-23 Second Interim Report
- 