
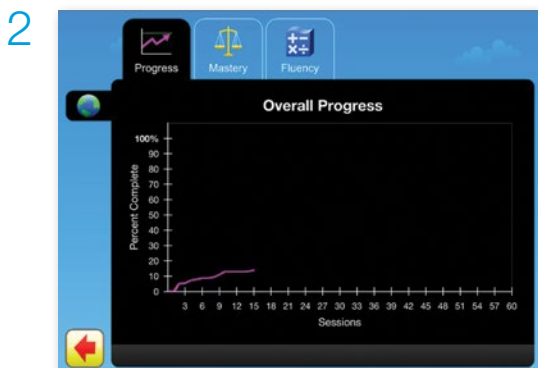


STMath. How Is My Child Doing in ST Math?



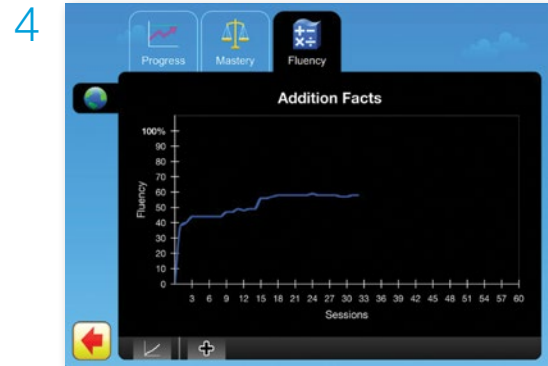
After your child logs in to ST Math, click on the graph icon at the bottom of the screen. This shows **Overall Progress**, **Standards Mastery**, and **Fluency Mastery** (if available).



The globe represents the **Overall Progress** through the entire curriculum. This graphs the percent complete and the number of sessions.



Click on the **Mastery** tab above the graph to see the **Standards Mastery** score. This is based on the post-quiz scores and completion rates.



If your school has access to Fluency, click on the Fluency tab to see the Mastery score. Don't worry; it takes several introductory sessions before fact mastery begins. Children should work for 100% mastery.



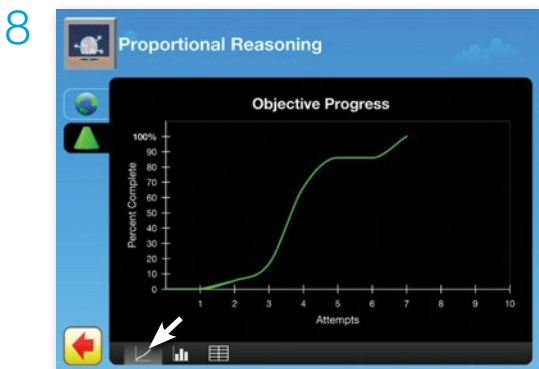
Progress can be viewed for past objectives by clicking on the **cone icon** at the bottom of the screen.



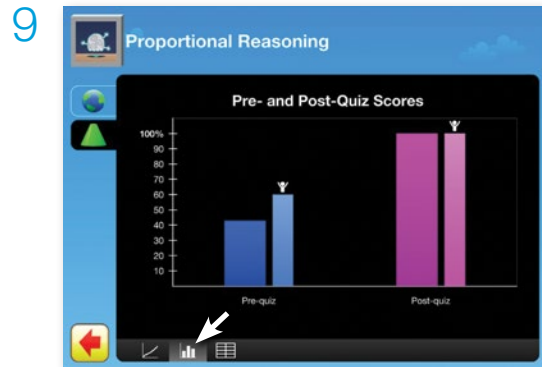
Choose the objective.



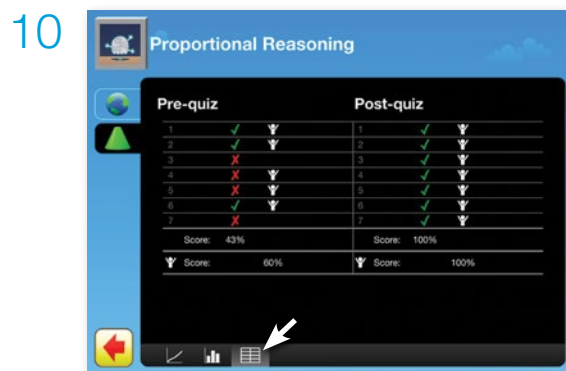
Click on the graph icon.



The cone tab with the line graph icon shows the rate of progress through the objective.



Select the bar graph icon at the bottom of the screen to see your child's pre- and post-quiz scores. The thinner bars show how confident your child was about the answers given.



Select the table icon at the bottom of the screen to see an item analysis for the quiz. This shows which items were missed and how confident your child felt for each question on both quizzes.

So what can you do with this information?

- Most importantly, encourage your child and focus on successes.
- Open a completed objective with your child. Open up some games. Ask your child to play the games and to tell you how they are “winning”. Listen for their thinking processes.
- Go over the data with your child. While quizzes can't be viewed or retaken, low scores mean your child would probably benefit from replaying the games in that objective. Ask which games were most challenging. Replay these games.
- Encourage your child to take time and put in effort when taking the quizzes.
- Look for learning trends when looking at objective progress. A steep line indicates the student moved quickly through the games, while a more flat line indicates the student may have struggled.

MIND Research Institute

A neuroscience and education social benefit organization