



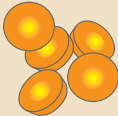










# Let's Go On A Snack Hunt



## Inside/Outside

Draw a line to match the outside to the inside.  
Trace the first letter of the name of the fruit or vegetable.

C	ucumber		
P	ineapple		
T	omato		
C	arrot		

-  -Purple
-  -Red
-  -Yellow
-  -Orange




## Color By Fruit

Find crayons that match the colors of the fruits.  
Color the spaces on Power Panther to make a cool picture.

Power Panther™ says... Eat Smart. Play Hard.™  
www.fns.usda.gov/eatsmartplayhard



# Vamos a Buscar un Bocado



## Adentro/Afuera

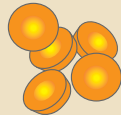
Dibuja una línea para empatar lo de afuera con lo de adentro.

Traza la primera letra del nombre de la fruta o el vegetal.

Pepino




Piña



Tomate



Zanahoria



Morado



Anaranjado



Amarillo



Rojo



## Colorea de Acuerdo a la Fruta

Busca lápices del mismo color que las frutas. Colorea los espacios en Power Panther para crear un cuadro divertido.