

Applying for Financial Aid


Presented by:

Dennis Schroeder, Financial Aid Office

Los Angeles Mission College


Basic premises of financial aid

- Students and parents are considered the **primary sources** for funding a college education and are expected to contribute, **to the extent they are able**
- Financial aid measures a family's **ability**, not willingness, to pay for a college education



Basic premises of financial aid

- Financial aid is **supplemental** to the family's resources, student earnings, and assistance from other sources
- Financial aid is intended to pay for **education-related expenses**



Three key concepts

- Cost of Attendance (COA)
- Expected Family Contribution (EFC)
- Financial Need



Cost of Attendance

Tuition & Fees

Books & Supplies

Room & Board

Personal Expenses

Transportation


The Expected Family Contribution

- The **Expected Family Contribution (EFC)** is the amount a family (student and parents) is expected to contribute, based on income and assets, to the total cost of a student's education



What is financial need?

$$\begin{aligned} & \text{Cost of Attendance} \\ & - \text{Family Contribution} \\ \hline & = \text{Financial Need} \end{aligned}$$



How the formula works

	<u>CCC</u>	<u>CSU</u>	<u>UC</u>	<u>Private</u>
Cost	\$15,000	\$26,000	\$36,500	\$79,000
EFC	<u>4,000</u>	<u>4,000</u>	<u>4,000</u>	<u>4,000</u>
Need	\$11,000	\$22,000	\$32,500	\$75,000



Types of financial aid




- **Gift Aid** - **Grants** or **scholarships** that do not need to be repaid
- **Work** - Money **earned** by the student as payment for a job on or off campus
- **Loans** - **Borrowed money** to be paid back with interest

Sources of financial aid

- Federal Government
- State Governments
- Colleges and universities
- Private organizations/agencies
 - High school clubs and organizations
 - Local clubs (Kiwanis, VFW, etc.)
 - Scholarship foundations
 - Employers



Federal financial aid



- Federal Pell Grant
- Federal Supplemental Educational Opportunity Grant (FSEOG)
- TEACH Grant
- Federal Work-Study (FWS)
- Federal Direct student loans
- Federal PLUS (Parent) loans

State financial aid



- California residents* attending California colleges may qualify for:
 - Cal Grant **A**, **B** or **C**
 - **California College Promise Grant (CCPG)**
(at community colleges)
 - **Middle Class Scholarship** (UC and CSU schools)
 - **Chafee Grants** available for current or former foster youth
- **March 2nd** deadline for FAFSA/CADAA + GPA

*Financial aid for undocumented students

- **AB540** eligible students may be eligible to apply for state financial aid:
 - Cal Grants
 - Middle Class Scholarship
 - California College Promise Grant (CCPG)
- Apply through the **California Dream Act Application (CADAA)**

California Dream Act

The screenshot shows the homepage of the California Student Aid Commission's website for the California Dream Act. At the top, there is a navigation bar with links for Home, CA.GOV, CSAC.CA.GOV, Privacy Policy, and Help. The main header features the CA.GOV logo and the California Student Aid Commission logo. Below this is a large banner image of a young woman with a backpack, holding a pen, with the text "CA DREAM ACT Apply by March 2". A link below the banner says "Check out our California Dream Act information & resources." The main content area is divided into three columns. The first column is titled "Announcements:" and contains a warning icon and two bullet points: "To apply for a Cal Grant submit a California Dream Act Application by March 2" and "Due to scheduled site maintenance, the on-line California Dream Act Application will be unavailable every Wednesday and Sunday from 11:30 p.m. to 2:30 a.m. (PST). We apologize for any inconvenience this may cause." The second column is titled "New to The California Dream Act?" and lists three options: "Have never filed a CA Dream Act Application", "Want to start a new CA Dream Act Application", and "Are ready to get started". Below this is a green button labeled "Start A New Application". The third column is titled "Provide a Parent Signature" and lists three options: "Need to request Parent PIN", "Forgot your Parent PIN", and "Need to sign your Student's application". Below this is a green button labeled "Sign Student Application". The fourth column is titled "Returning User?" and lists three options: "Continue or renew your CA Dream Act Application", "Update or correct current CA Dream Act Application", and "View your Student Aid Report (SAR) and more...". Below this is a green button labeled "Login". At the bottom of the page, there is a disclaimer: "The California Student Aid Commission has strict security and confidentiality policies and procedures in place to protect the integrity and confidentiality of student records. The California Student Aid Commission has not now, or in the past, shared any information which would indicate a student's immigration status, either documented or undocumented. The California Student Aid Commission also adheres to the Family Educational Rights and Privacy Act (FERPA) (20 U.S.C. § 1232g; 34 CFR Part 99), a Federal law that protects the privacy of student education records." Below the disclaimer is a line of text: "Pursuant to section 502 of the California Penal Code and Public Law 99-474, Title 18, United States Code unauthorized access to applicant information will be prosecuted to the fullest extent of the law." At the very bottom, there is a footer with copyright information: "Copyright © 2013 State of California" and "DA SID.1", and a second set of navigation links: "CA.GOV CSAC.CA.GOV Contact Us Privacy Policy Terms of Use Help".

CA DREAM ACT
Apply by March 2

[Check out our California Dream Act information & resources.](#)

Announcements:

- To apply for a Cal Grant submit a California Dream Act Application by **March 2**
- Due to scheduled site maintenance, the on-line California Dream Act Application will be unavailable every Wednesday and Sunday from 11:30 p.m. to 2:30 a.m. (PST). We apologize for any inconvenience this may cause.

New to The California Dream Act?
Select this option if you:

- Have never filed a CA Dream Act Application
- Want to start a new CA Dream Act Application
- Are ready to get started

Start A New Application

Provide a Parent Signature
Select this option if you:

- Need to request Parent PIN
- Forgot your Parent PIN
- Need to sign your Student's application

Sign Student Application

Returning User?
Select this option if you want to:

- Continue or renew your CA Dream Act Application
- Update or correct current CA Dream Act Application
- View your Student Aid Report (SAR) and more...

Login

The California Student Aid Commission has strict security and confidentiality policies and procedures in place to protect the integrity and confidentiality of student records. The California Student Aid Commission has not now, or in the past, shared any information which would indicate a student's immigration status, either documented or undocumented. The California Student Aid Commission also adheres to the Family Educational Rights and Privacy Act (FERPA) (20 U.S.C. § 1232g; 34 CFR Part 99), a Federal law that protects the privacy of student education records.

Pursuant to section 502 of the California Penal Code and Public Law 99-474, Title 18, United States Code unauthorized access to applicant information will be prosecuted to the fullest extent of the law.

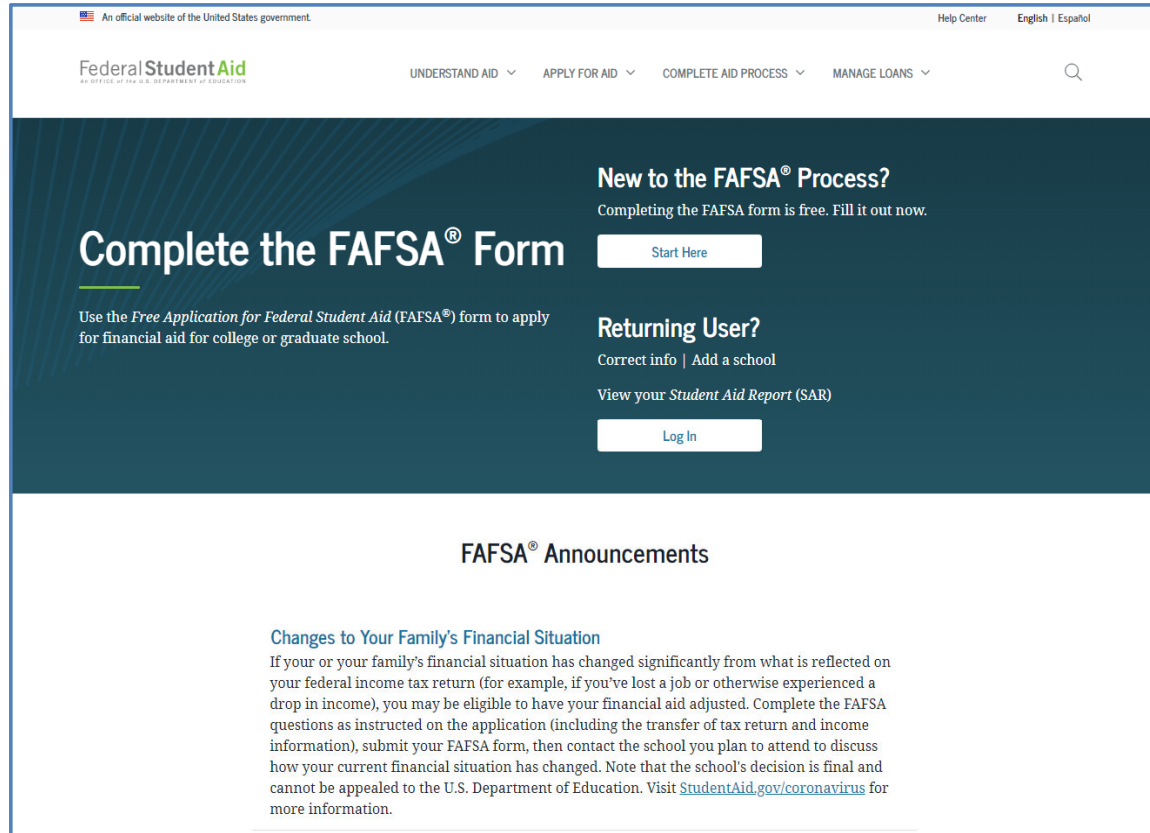
Copyright © 2013 State of California DA SID.1 CA.GOV CSAC.CA.GOV Contact Us Privacy Policy Terms of Use Help

www.caldreamact.org

How to apply for financial aid

- **FAFSA (Free Application for Federal Student Aid)**
 - www.studentaid.gov
 - **MyStudentAid mobile app**
- **Cal Grant GPA Verification**
 - Most high schools submit GPAs electronically
- **CSS PROFILE**
 - cssprofile.collegeboard.org
- Other requested documents & institutional forms

FAFSA



The screenshot shows the FAFSA website homepage. At the top, there is a navigation bar with the text "An official website of the United States government" on the left, "Help Center" and "English | Español" on the right, and a search icon. Below the navigation bar, the "Federal Student Aid" logo is on the left, and a menu with "UNDERSTAND AID", "APPLY FOR AID", "COMPLETE AID PROCESS", and "MANAGE LOANS" is on the right. The main content area has a dark blue background with the heading "Complete the FAFSA® Form" and a sub-heading "New to the FAFSA® Process?". Below this, there is a "Start Here" button. To the right, there is a section for "Returning User?" with a "Log In" button. At the bottom, there is a section for "FAFSA® Announcements" with a sub-heading "Changes to Your Family's Financial Situation" and a paragraph of text.

An official website of the United States government. Help Center English | Español

Federal Student Aid
U.S. DEPARTMENT OF EDUCATION

UNDERSTAND AID ▾ APPLY FOR AID ▾ COMPLETE AID PROCESS ▾ MANAGE LOANS ▾

Complete the FAFSA® Form

Use the *Free Application for Federal Student Aid* (FAFSA®) form to apply for financial aid for college or graduate school.

New to the FAFSA® Process?

Completing the FAFSA form is free. Fill it out now.

Start Here

Returning User?

Correct info | Add a school

View your *Student Aid Report* (SAR)

Log In

FAFSA® Announcements

Changes to Your Family's Financial Situation

If your or your family's financial situation has changed significantly from what is reflected on your federal income tax return (for example, if you've lost a job or otherwise experienced a drop in income), you may be eligible to have your financial aid adjusted. Complete the FAFSA questions as instructed on the application (including the transfer of tax return and income information), submit your FAFSA form, then contact the school you plan to attend to discuss how your current financial situation has changed. Note that the school's decision is final and cannot be appealed to the U.S. Department of Education. Visit [StudentAid.gov/coronavirus](https://studentaid.gov/coronavirus) for more information.

www.studentaid.gov

MyStudentAid mobile app



Get your FSA ID!

- FSA ID is a username and password used to log into websites and mobile apps
 - studentaid.gov website
 - MyStudentAid mobile app

Login

Log in to the FAFSA

Only students may use their FSA ID to log in. Parents and others can start a FAFSA for a student by entering the student's identifiers. Parents and others can also work on a FAFSA form or correction the student started using the **Save Key** that the student made. [Help for parents.](#)

Form Approved
OMB No. 1845-0001
App. Exp. 12/31/2022

I am the student

OR

I am a parent, preparer, or student from a Freely Associated State

NEXT →

Site Last Updated: Sunday, September 29, 2019

Download [Adobe Reader](#)

©2010 fafsa.gov. All rights reserved.

Login

Form Approved
OMB No. 1845-0001
App. Exp. 12/31/2022

Parents and others can start a FAFSA for a student by entering the student's identifiers. Parents and others can also work on a FAFSA form or correction the student made. [Help for parents.](#)

OR

I am a parent, preparer, or student from a Freely Associated State

Log in as the student.

Don't have an FSA ID? [Create one](#) or login using the [student's identifiers.](#)

Student's FSA ID Username, E-mail Address, or Mobile Number ?

BenTest2020

[Forgot Username](#)

The student's FSA ID Password ?

[Forgot Password](#)

NEXT →

Site Last Updated: Sunday, September 29, 2019

Download [Adobe Reader](#)

©2010 fafsa.gov. All rights reserved.

Start Student's 2021-2022 FAFSA

STUDENT INFORMATION

Create a Save Key.

The Save Key is for temporary use for you or your parent to return and complete this specific FAFSA.

Create a Save Key

Re-enter Save Key

← MY FAFSA

NEXT →

“Save Key” is not FSA ID

Form Approved
OMB No. 1845-0001
App. Exp. 12/31/2022

Personal Information for Student

Student Demographics



School Selection

Dependency Status

Parent Demographics

Parent Financials

Student Financials

Sign & Submit

Confirmation

Search for Colleges

Student Demographics

School Selection

Dependency Status

Parent Demographics


Parent Financials


Student Financials

Sign & Submit


Confirmation


STUDENT INFORMATION

 first, based on the information you provided, we have determined that you may qualify for federal student aid. Continue through the application for us to determine how much aid you can receive.

 Here's where you'll search for the colleges to which you'd like to send your FAFSA information. You can add up to 10 colleges at a time to your FAFSA. If you're applying to more than 10 colleges, [follow these instructions](#).

Make sure you add ALL colleges you're interested in, even if you haven't applied or been accepted yet.


 Complete the fields below to search for a college to add to your FAFSA.

Do you know the college's [Federal School Code](#)? 


Yes No

State 

Iowa 

City (optional) 

Iowa City

School Name (optional) 

SEARCH TIPS 

← PREVIOUS

SEARCH 

College Search Results

Student Demographics

School Selection

Dependency Status

Parent Demographics

Parent Financials

Student Financials

Sign & Submit

Confirmation

STUDENT INFORMATION

i You can add up to 10 colleges to your FAFSA.

All of the information you include on your FAFSA, with the exception of the list of colleges, will be sent to each of the colleges you list. In addition, all of your FAFSA information, including the list of colleges, will be sent to your state grant agency.

i To select schools from the Search Results, click the checkbox to the left of each school you'd like to add to your FAFSA, then click **Next** or **Add More Schools** to continue.


Search Results: 1 to 1 of 1.

Sort By: Best Match

School Name: [University Of Iowa](#)

City: Iowa City State: IA Federal School Code: 001892

1

ADD MORE SCHOOLS 

Student Marital Status

Student
Demographics

School Selection

Dependency
Status

Parent
Demographics

Parent
Financials

Student
Financials

Sign & Submit

Confirmation



STUDENT INFORMATION

What is your marital status as of today?



I am single



← PREVIOUS

NEXT →

Does Student Have Dependents?

Student Demographics

School Selection

Dependency Status

Parent Demographics

Parent Financials

Student Financials

Sign & Submit

Confirmation

STUDENT INFORMATION

Do you now have or will you have children who will receive more than half of their support from you between July 1, 2021 and June 30, 2022?

Yes No



Do you have dependents (other than your children or spouse) who live with you and who receive more than half of their support from you, now and through June 30, 2022?

Yes No



← PREVIOUS

NEXT →

Student Additional Dependency Questions

Student
Demographics



School Selection



Dependency
Status



Parent
Demographics

Parent
Financials

Student
Financials

Sign & Submit

Confirmation

STUDENT INFORMATION

Answer the following questions to determine if you are required to provide information about your parents on your FAFSA. Check all that apply or check **None of the above**. ?

- Are you currently serving on active duty in the U.S. Armed Forces for purposes other than training?
- Are you a veteran of the U.S. Armed Forces?
- At any time since you turned age 13, were both your parents deceased, were you in foster care, or were you a dependent or ward of the court?
- As determined by a court in your state of legal residence, are you or were you an emancipated minor?
- Does someone other than your parent or stepparent have legal guardianship of you, as determined by a court in your state of legal residence?
- None of the above

◀ PREVIOUS

NEXT ▶

Student Homelessness Filter Question

Student Demographics School Selection Dependency Status Parent Demographics Parent Financials Student Financials Sign & Submit Confirmation



STUDENT INFORMATION

On or after July 1, 2020, were you homeless or were you self-supporting and at risk of being homeless?



Yes No

← PREVIOUS

NEXT →

Dependent Student

Student
Demographics

School Selection

Dependency
Status

Parent
Demographics

Parent
Financials

Student
Financials

Sign & Submit

Confirmation

STUDENT INFORMATION

Based on your answers to the dependency status questions, **you are considered a dependent student. This means you must provide [parental information](#).** Select "I will provide information about my parent(s)" and click **Next** to continue filling out your FAFSA.

If you have a special circumstance and are unable to provide parental information, under very limited circumstances, you may be able to submit your FAFSA without parental information. Select "I am unable to provide information about my parent(s)" and click **Next** to get additional information.

- I will provide information about my parent(s)
- I am unable to provide information about my parent(s)

← PREVIOUS

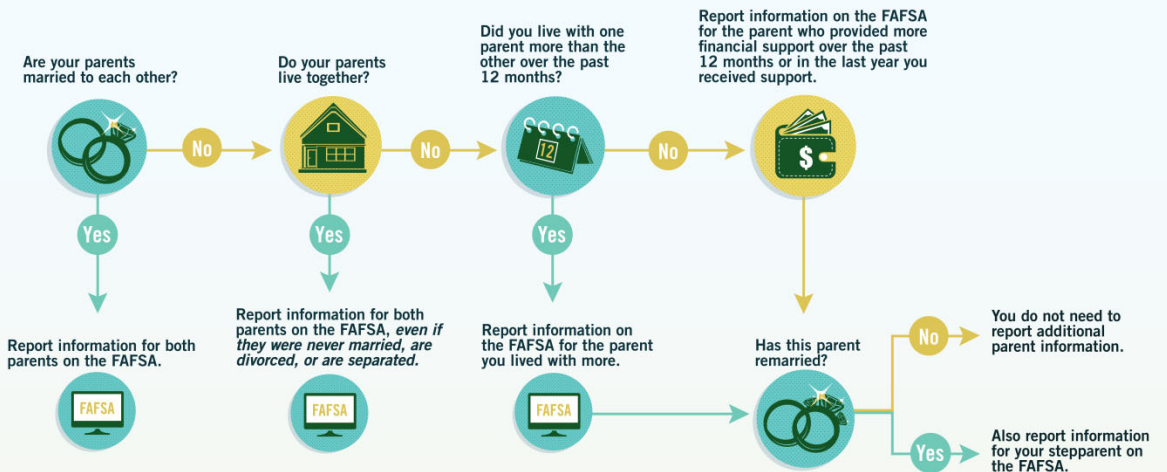
NEXT →

Whose info goes on a FAFSA?

WHO'S MY PARENT WHEN I FILL OUT MY FAFSA?

Dependent students are required to report parent information on the *Free Application for Federal Student Aid (FAFSA)*.¹ For reporting purposes, "PARENT" means your legal (biological or adoptive) parent or stepparent, or a person that the state has determined to be your legal parent.

Use this guide to figure out which parent's information to include (depending on your family situation).



The following people are not your parents unless they have legally adopted you:



Widowed Stepparent



Grandparents



Foster Parents



Legal Guardians



Older Brothers or Sisters



Aunts or Uncles

If you're not sure whom to report as a parent, you can visit StudentAid.ed.gov/afsa/filling-out/parent-info or call 800-4-FED-AID (800-433-3243).

¹ If you're not sure whether you are a dependent student, go to StudentAid.gov/afsa/filling-out/dependency

Federal Student Aid
AN OFFICE of the U.S. DEPARTMENT of EDUCATION

PROUD SPONSOR of
the AMERICAN MIND®

Bit.ly/parentonFOTW

Parent Tax Filing Status

Student Demographics ✓ School Selection ✓ Dependency Status ✓ Parent Demographics ✓ Parent Financials **✎** Student Financials Sign & Submit Confirmation

PARENT INFORMATION

✓ Application was successfully saved.

i **Attention!** You must provide financial information from your parents' 2019 tax return on the following pages.

For 2019, have your parents completed their IRS income tax return or another tax return? **?**

Already completed **▼**

What type of income tax return did your parents file for 2019? **?**

IRS 1040 **▼**

For 2019, what is your parents' tax filing status according to their tax return? **?**

Married-Filed Joint Return **▼**

⚙️ IRS Data Retrieval Tool

Applying is faster and easier if your parents transfer their tax return information into this FAFSA with the IRS Data Retrieval Tool (IRS DRT)!

LINK TO IRS **↔**

◀ PREVIOUS

NEXT **▶**

CSS PROFILE

- Used by some colleges to award college-funded grants and scholarships
- Requires more information than the FAFSA
- **Submit online at:**
cssprofile.collegeboard.org
- **\$25 registration fee**, includes reporting to one college
- **\$16 reporting fee** for each additional college
- Fee waiver eligibility determined automatically
- Some of the colleges in California using the PROFILE:
Caltech, the Claremont colleges, Occidental, Santa Clara, Stanford, Thomas Aquinas, UCSF, USC


Scholarships



- Available from colleges, companies, community-based and other organizations
- Require separate applications
- May require transcript, essay, interview, or audition
- Check with your high school counselor about scholarship opportunities through the high school
- Make use of free online web resources
- **Beware of scholarship search companies that charge a fee**

Free scholarship searches

- FastWeb.com
- BigFuture.CollegeBoard.org
- Scholarships.com
- CollegeAnswer.com (Sallie Mae)
- ScholarshipAmerica.org



Financial aid process

- Submit the FAFSA/CADAA and other forms
- College determines need & eligibility
- College **packages** financial aid
- College sends **financial aid offer**
- Family reviews and compares offers
- Student selects their school; accepts/declines **self-help** financial aid



What if...

- **Contact the Financial Aid Office if there is a change in circumstances such as:**
 - A loss or reduction in parent or student income or assets
 - Unusual medical or dental expenses not covered by insurance
 - Reduction in child support or other non-taxable income/benefit
 - Other circumstances that affect your ability to contribute
- **Schools** handle these requests differently!

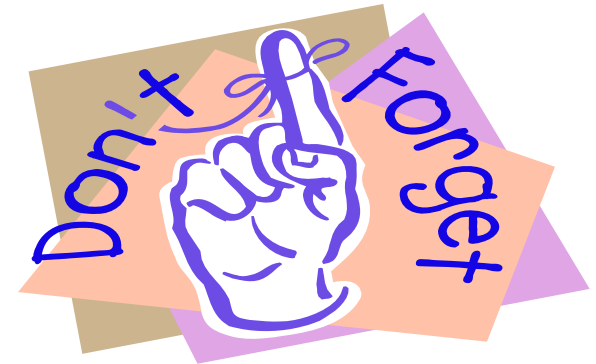
Before making a decision

- Consider all factors, **not just cost**, when choosing your college!
 - Academic program
 - Campus feel
 - Opportunities for campus involvement
 - Employment placement assistance



Don't forget...

- Still have some questions? CALL US!
- On the internet:
 - www.studentaid.gov
 - www.calgrants.org
 - www.lamission.edu/financialaid
 - www.lacashforcollege.org
- **Federal Student Aid Information Center**
at **800-433-3243**
- See your school counselor



Link to tonight's information

FAFSA Nite presentation
(PDF document)

[Bit.ly/FAFSANite2122](https://bit.ly/FAFSANite2122)



Enlace a la presentación

Presentación FAFSA Nite
(Documento PDF)

[Bit.ly/FAFSANite2122-SP](https://bit.ly/FAFSANite2122-SP)

