

Superintendent's Update

Board of Education Meeting

March 9, 2021

Meeting No. 19

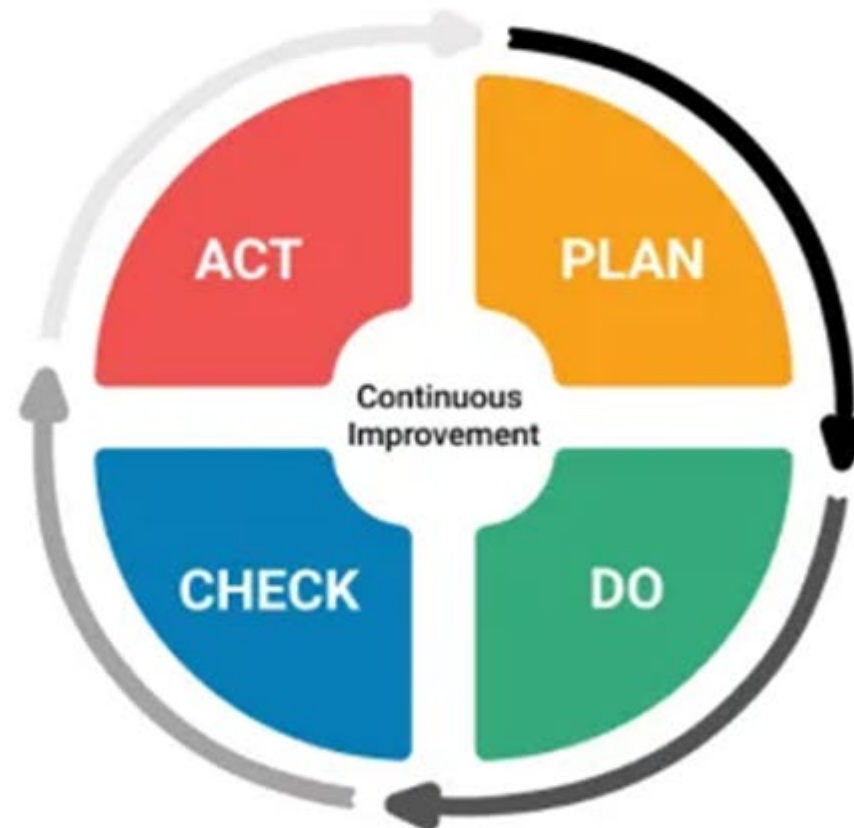


Excelling Together with Endless Pathways for Success!

Organizing for Success for the 2020-21 Academic Year Continuous Improvement Phase

Week of March 8

April - July

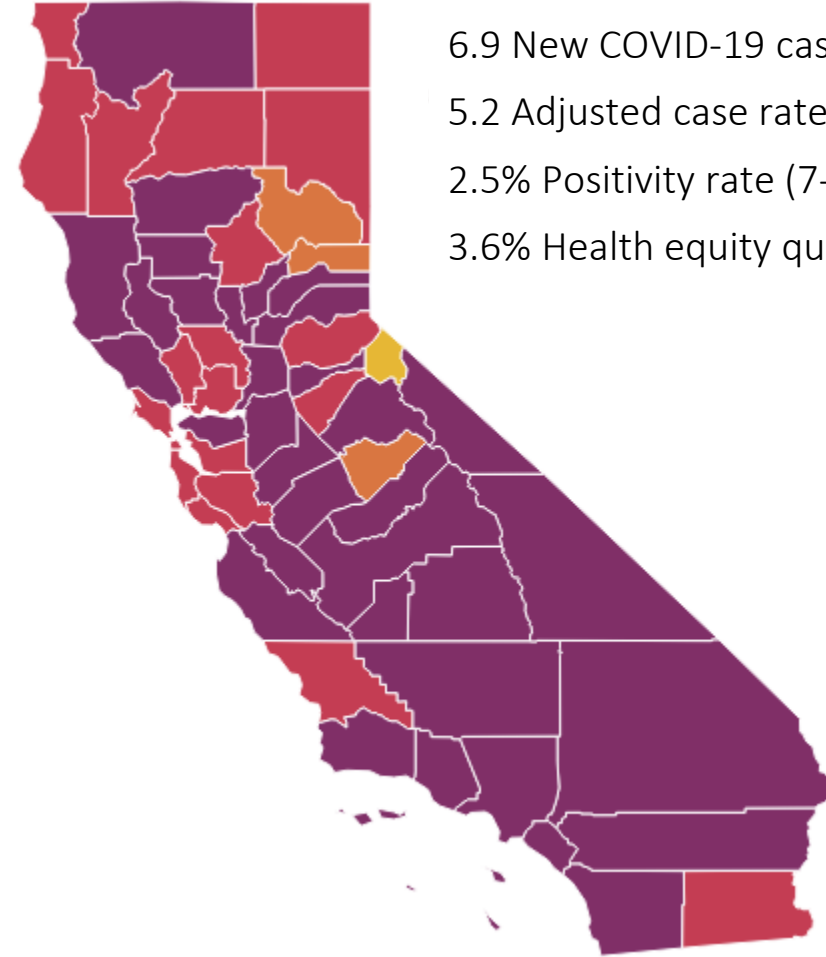


August and Onward

August and Onward

Public Health Update

- As of March 9, LA County is in week one of meeting the target to move into the Red Tier
- County has to stay within that band for two weeks to officially move into the Red Tier
- On March 4, the State announced upcoming changes to the Blueprint levels required for counties to move into the Red Tier based on vaccine equity
- Counties will move into Red Tier at 10/100,000 adjusted case rate (updated from 7/100,000) after adding a vaccine equity metric
- Anticipate this change will occur in 1-2 weeks



As of March 9, 2021

Los Angeles County

6.9 New COVID-19 cases per day per 100K

5.2 Adjusted case rate for tier assignment

2.5% Positivity rate (7-day average)

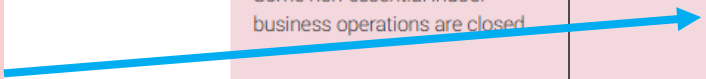
3.6% Health equity quartile positivity rate




Public Health Update

County risk level	Adjusted case rate* 7-day average of daily COVID-19 cases per 100K with 7-day lag, adjusted for number of tests performed	Positivity rate** 7-day average of all COVID-19 tests performed that are positive	
		Entire county	Health equity quartile
WIDESPREAD Many non-essential indoor business operations are closed	More than 7.0 Daily new cases (per 100k)	More than 8.0% Positive tests	
SUBSTANTIAL Some non-essential indoor business operations are closed	4.0 – 7.0 Daily new cases (per 100k)	5.0 – 8.0% Positive tests	5.3 – 8.0% Positive tests
MODERATE Some indoor business operations are open with modifications	1.0 – 3.9 Daily new cases (per 100k)	2.0 – 4.9% Positive tests	2.2 – 5.2% Positive tests
MINIMAL Most indoor business operations are open with modifications	Less than 1.0 Daily new cases (per 100k)	Less than 2.0% Positive tests	Less than 2.2% Positive tests

5.2
Adjusted case rate per 100,000 population



2.5%
Positivity Rate

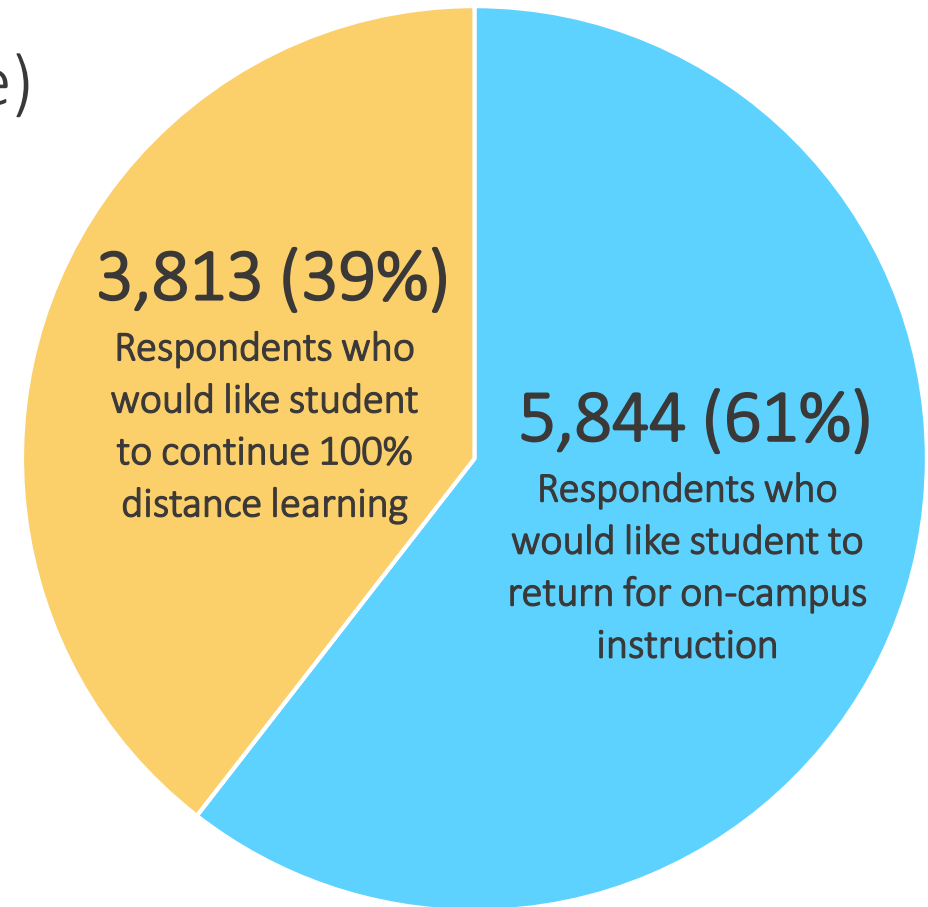


3.6% Health Equity Quartile Positivity Rate



Elementary Commitment Survey Results

- 9,657 total responses (74% response rate)
- Families that did not respond were assigned to distance learning unless student is currently in a Tech Pod
- Students may be added to on-campus instruction as space allows
- Students may pivot to distance learning at any time





Proposed Elementary Return to School Timeline

- February 16: LA County districts eligible to pivot to in-person learning TK-6
- March 15-19: Spring Break
- March 23: Elementary teachers return to classrooms
- March 29: TK-2 students return for on-campus instruction
- April 5: Elementary students in grades 3-5 or 3-6 return for on-campus instruction

March 2021

Wk	Sun	Mon	Tue	Wed	Thu	Fri	Sat
9		1	2	3	4	5	6
10	7	8	9	10	11	12	13
11	14	15	16	17 <small>St. Patrick's Day</small>	18	19	20
12	21	22	23	24	25	26	27
13	28	29	30	31			

April 2021

Wk	Sun	Mon	Tue	Wed	Thu	Fri	Sat
13					1	2	3
14	4 <small>Easter Sunday</small>	5 <small>Easter Monday</small>	6	7	8	9	10
15	11	12	13	14	15 <small>Tax Day</small>	16	17
16	18	19	20	21	22	23	24
17	25	26	27	28	29	30	

Pivot to Hybrid Learning

Classroom Configurations

- Considerations:
 - Total number of students returning per classroom
 - Room capacity to maintain 6 feet of physical distancing
- Option 1 - Number of students returning $>$ room capacity:
 - Divide students into two stable groups
 - Group A (Monday/Tuesday), Group B (Thursday/Friday)
 - All students engage in distance learning Wednesday to allow for deep cleaning
- Option 2 - Number of students returning \leq room capacity:
 - All students may participate as one stable group
 - Group A (Monday/Tuesday/Wednesday/Thursday/Friday)
 - No need for a designated cleaning day



Pivot to Hybrid Learning - Example

“School A” has a total enrollment of 839 students

403 students have expressed interest in returning for on-campus instruction (48% of total enrollment)

71 students are already in a Technology Learning Pod, 332 students have not yet been on campus



Group A

Monday/Tuesday


202 students divided by
31 teachers
= 7 students per class



Group B

Thursday/Friday

201 students divided by
31 teachers
= 7 students per class




Wednesday Cleaning



Group AB

Five Days a Week

403 students divided by
31 teachers
= 13 students per class



Pivot to Hybrid Learning

Playtime and Child Care

- All students will have outdoor play time each day
- Student groups will be assigned an area on the playground
- Play equipment will be disinfected between each group
- Child care in Technology Learning Pods will continue to be available through the end of the school year



Vaccination Celebration

- As of March 5, all Glendale Unified teachers and staff have been offered a first round vaccination appointment
- Second round vaccinations will occur the week of March 22, before students return for on-campus instruction
- Thank you to our amazing healthcare partners for supporting this effort!





Health and Wellness

Mental Health Support for Teachers and Staff

- Glendale Unified is partnering with the LA County Department of Mental Health and UCLA Public Partnership for Wellbeing
- Mental health support for Glendale Unified employees
 - Live Chats (7 days a week, 1:00-7:00 pm)
 - Phone “Warmline”(7 days a week, 11:00 am -7:00 pm)
 - Peer support groups

learn.wellbeing4la.org/get-support



UCLA

Health and Wellness

Mental Health Support for Teachers and Staff

- Los Angeles County Office of Education Employee Assistance Service for Education (EASE) Program
- Available for education employees and immediate family
- Provides professional counselors who can help with:
 - Family troubles, emotional distress, drug or alcohol abuse, on-the-job anxieties and stress, grief and loss




**Los Angeles County
Office of Education**

www.lacoe.edu/home/EASE

Ready to Return

Health and Safety Updates at School and District Facilities

- Touchless thermometers at entrances to all facilities
- Portable handwashing stations
- Water fountains converted to handwashing/bottle filling stations
- Plexiglass desk shields and dividers
- Safety signage throughout facilities



View our Health and Safety Guide at www.gusd.net/SafetyGuide

Ready to Return

Ventilation and Air Filtration

- Multiple layers of protection
- MERV 13 filters in HVAC systems
- Portable HEPA filters in classrooms
- Open windows and doors to increase air flow
- District has confirmed 91% of classrooms have operable exterior doors or windows for fresh air flow



Learn more at www.gusd.net/AirQuality

Ready to Return

Outdoor Classroom Spaces

Outdoor tents
scheduled for
delivery week
of March 15



Ready to Return

Safety Equipment and PPE Stockpile

- Face masks
- Face shields
- Gloves
- Hand sanitizer
- Disinfecting wipes
- Touchless thermometers



School Site Safety Validation Checklist

- Classrooms arranged for 6 feet physical distancing
- Air quality
- Health screening stations
- Visual cues to maintain distancing
- Outdoor learning space to extend and complement classroom space
- Handwashing stations
- Student, teacher, staff desk shields
- Breakrooms
- Quarantine room
- Safety signage
- PPE



GUSD COVID Health Inspection Pre Visit Checklist

Purpose: This tool is intended to be used by the safety monitors assigned to ensure compliance of these measures at each facility.

M

Site: _____ Date: _____
 Auditor: _____ Site Representative: _____

	YES	NO	N/A	IF NO, PROVIDE NOTES
ENTRANCE – ALL (ex. TECH PODS/ATHLETIC CONDITIONING/STAFF/STUDENTS/PUBLIC)				
1. DPH K12 Protocol (Appendix T1) – all pages visible as people walk up				
2. Sign – Symptoms Check (Do not enter if you have COVID symptoms)				
3. Sign – DO NOT ENTER if you have COVID 19 Symptoms				
4. Sign – Social distancing				
5. Sign – How to Wear a Mask				
6. Sign – Wipe down after use manual paper towel dispensers				
7. Temperature check station/sign in sheet				
8. Verbally ask visitors if they have signs/symptoms of COVID				
9.. Separate entrances for staff? Students? Pods?				
QUEUING AREAS – INSIDE & OUTSIDE, HALLWAYS (NEW)				
1. Sign – Floor markings 6 ft apart are installed inside of building				
2. Sign – Floor markings 6 ft apart are installed outside of building				
3. Sign – Social distancing				
4. Sign – How to Wear a Mask				
BREAKROOMS & LUNCHROOMS				
1. Sign – Social distancing				
2. Sign – How to Wear a Mask				
3. Sign – Maximum capacity				
4. Sign – Wipe down after use for refrigerators, microwaves, toaster ovens, tables, etc.				
5. Sign – Wash hands (with pictures)				
6. Chairs and tables are configured to be 6 ft apart				
7. Designated tables for each pod staff with sanitizing wipes				

Ready to Return

Safety Validation Visits

- Scheduling interested parents/community members to visit school sites in small groups
- Examine health and safety protocols using Glendale Unified and LA County Public Health checklists
- Effort to confirm what has been validated by LA County Public Health visits
- Connect with your school site principal to sign up





Public Health Parent Ambassador Program

- Partnership between LA County Public Health and LA County school districts
- Actively engages school communities in reducing the spread of COVID-19
- Empowers parents as essential partners in each school's prevention efforts
- Establishes active communication pathways between ambassadors, school administrators and Public Health to provide students and parents a voice
- LA County Public Health will provide support and training
- Participants will be expected to educate others in their communities
- Glendale Unified Equity, Access, and Family Engagement department will organize District ambassadors
- Training will begin the week following spring break
- Registration form coming soon!



COVID-19 Testing

- Voluntary testing for District employees beginning Wednesday, March 10
- Valencia Branch Lab self-administered PCR tests, observed by an LVN or trained staff
- Results are emailed and texted to employee within 24-48 hours

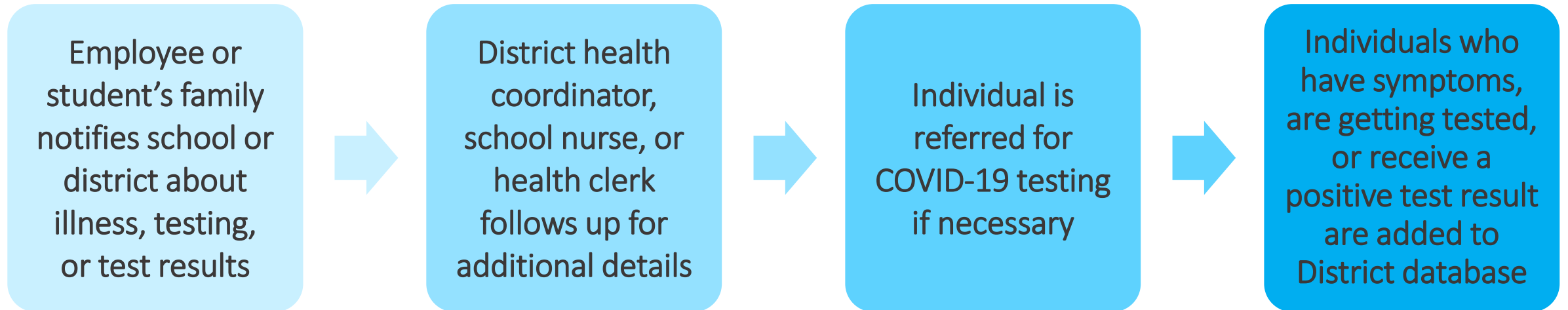


Athletics Update

- LA County Public Health updated their Youth Sports guidance on February 24 to allow practices, skill-building, training, and two-team competitions for outdoor moderate and high-contact sports
- Includes an informed consent process for student-athletes and parents/guardians
- Testing requirement for high-contact sports while county is in the Purple Tier
 - Weekly testing of athletes and coaches is required for high-contact sports (football and water polo)
 - If competing, tests must be completed and results reviewed by the coaches within 24 hours of play
 - If a student-athlete tests positive the team is considered to be a close contact and must be quarantined for 10 days
 - Cross-county teams are authorized for competitions without testing, but must wear masks
- Glendale Unified testing for athletes and coaches:
 - Weekly testing for high school football players using Valencia Branch Lab self-administered PCR tests, observed by trained staff
 - Rapid testing for water polo players participating in multiple competitive matches each week within 24 hours of each match using Vital Medical Services



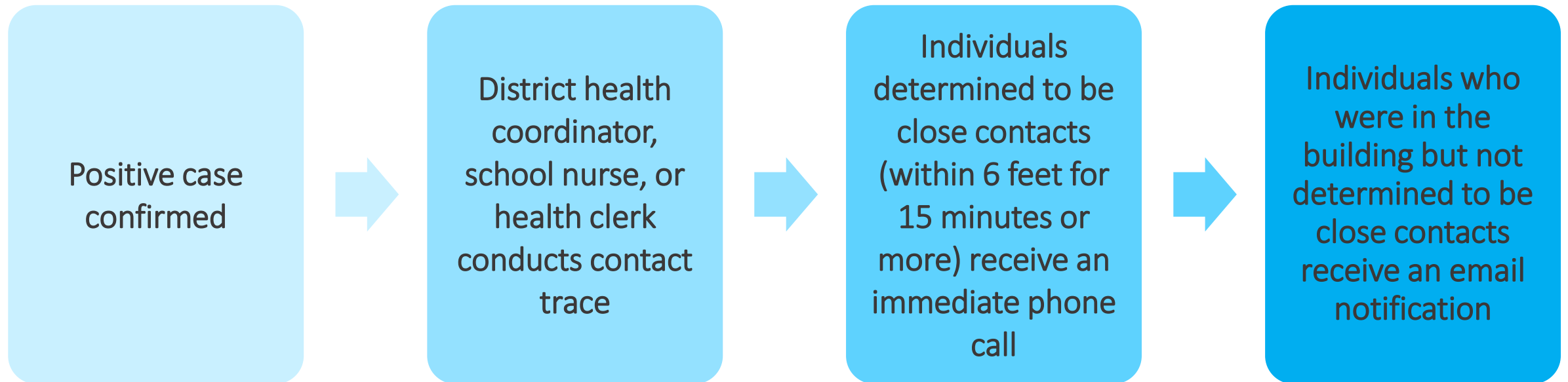
COVID-19 Tracking



- Contact tracing begins with every positive case
- LA County Public Health is notified of every positive case and results of contact tracing

COVID-19 Contact Tracing

- Not all positive cases result in exposure to a school or district facility
- District conducts contact tracing for all positive cases that result in an exposure to a school or district facility





GUSD COVID-19 Dashboard

- Glendale Unified tracks every positive case with confirmed exposure to a school or district facility
- Since August 11, 2020, 130 individuals who reported testing positive spent some time on a school campus or district facility (47 students, 83 employees)
- These potential exposures resulted in 1,040 students and employees being quarantined and tested
- Of the 1,040 individuals determined to have some exposure to a positive case, 13 subsequently tested positive for COVID-19
- This results in possible transmission rate of 1.44%
- In some cases the positive exposure was likely from outside the school or district facility, but is included on the Dashboard in the interest of full transparency

Glendale Unified School District COVID-19 Dashboard

Unified School District and its schools are committed to providing accurate and transparent information regarding COVID-19 cases on its campuses and work locations, while also maintaining privacy and confidentiality for its staff. The data below represents the number of confirmed active COVID-19 cases among District students and staff on its campuses (in-person only) both cumulatively from the first day of school (8/19/20) and within the past 10 days. This data will be updated as new cases are confirmed.

School Name	Number of Students* On Campus	Cumulative Confirmed Cases Amongst Students (Since 8/19/20)	Current Confirmed Cases Amongst Students (within past 10 days post exposure)	Number of Staff* On Campus	Cumulative Confirmed Cases Amongst Staff (Since 8/19/20)	Current Confirmed Cases Amongst Staff (within past 10 days post exposure)	Cumulative # of Students and Staff Quarantined and Tested (Since 8/19/20)	Positivity Rate of Students and Staff from Contact Tracing (not including the initial case)	# of Possible On Site Transmissions	Notes
Balboa Elementary	70	2		40	3		27	7.41%	2	(This month occurred on interschool activities)
Cerritos Elementary	34	3		30	1		45	0.00%	0	
Columbus Elementary	32	2		46	2		41	0.00%	0	
Dunsmore Elementary	80	3		46	1		55	0.00%	0	
Edson Elementary	72	3		68	5		101	0.00%	0	
Franklin Elementary	63	3		40	3		65	0.00%	0	
Fremont Elementary	63	3		50	2		29	0.00%	0	
Glenoaks Elementary	53	2		40	5		50	4.00%	2	
Jefferson Elementary	72	2		50	4		52	1.92%	1	
Kippel Elementary	42	1		42	2		26	0.00%	0	
La Cressencia Elementary	24	2		29	1		31	0.00%	0	
Lincoln Elementary	58			45						
Mann Elementary	61			60	5		34	8.33%	1	
Marshall Elementary	45	3		36			26	0.00%	0	
Monte Vista Elementary	46			40	1		7	0.00%	0	
Mountain Ave Elementary	54	3		40	2		16	0.00%	0	
Muir Elementary	63			40	2		10	0.00%	0	
Valley View Elementary	48			40	1		13	0.00%	0	
Verdugo Woodlands Elementary	68	2		38	2		26	0.00%	0	
RD White Elementary	71	2		60	3		61	0.00%	0	
Roosevelt Middle School	22			34						
Rosemont Middle School	10			39						
Toi Middle School	24			36						
Wilson Middle School	9			32	1		3	0.00%	0	
Clark Magnet High School	0			35						
Crescentia Valley High School**	496	5	2	64	7		134	0.75%	1	
Daily High School	26			16						
Glendale High School**	290	2		50	2		23	0.00%	0	
Hoover High School**	172	3	1	46	3		67	2.99%	2	
Cloud Preschool	0			7						
College View	0			50	8		23	8.70%	2	
Jewel City School	0			0						
Pacific Avenue Education Center	0			20	1		1	0.00%	0	
Verdugo Academy	0			1						
District Administration Center 229 N. Jackson St.	n/a			180	4		11	0.00%	0	
Facilities and Support Operations 333 W. Magnolia Ave.	n/a			64	6		23	0.00%	0	
Nutrition Services/Planning and Development 349 W. Magnolia Ave.				20	1		1	0.00%	0	
Child Development and Child Care Programs 200 N. Maryland Ave., Suite 101	n/a			11	5		26	7.69%	2	
Totals	2165	43	3	1605	83	0	1030	1.44%	13	

* This number may fluctuate due to changes in enrollment and staffing.
 ** This number includes students and coaches participating in athletic conditioning, not all participants are on campus at the same time.
 being tallied live as cases are confirmed

www.gusd.net/COVID19Dashboard



Pivot to Hybrid Learning


Professional Development Support for Teachers

- Principals will provide on-site support for teachers
- District will provide recorded teacher trainings using Nearpod and scheduled office hours for additional support
- Teachers and staff can view videos, read content, and answer questions to check for understanding
- Teachers may “attend” trainings at their own pace
- Teachers will be compensated for training at their hourly rate

Pivot to Hybrid Learning

Technology and Operational Support for Teachers

- Principals are working with teachers to determine their needs
- Sharing essential practices
- Classroom technology facilitation
- District will continue to provide tools for hybrid instruction, such as:
 - Omnidirectional microphones
 - Web cameras
 - Standing desks





Professional Development

Concurrent Hybrid Instruction – Essential Series

Category	Topic
Safety	Preventing spread of COVID-19
	Setting up Your Hybrid Classroom using CDC guidelines
Schedules, Routines & Procedures for Concurrent Hybrid Instruction	Walking through the concurrent hybrid Schedule
	FLAG Schedule Walkthrough & Overview
	Outlining the expectations during Instructional Blocks in GUSD's concurrent hybrid model
	Mindset for Concurrent Hybrid Learning Transitions - Routines and Procedures
Tech Setup for Concurrent Hybrid Instruction	Setting up and Using the External Webcam
	Setting up and Using the Omnidirectional Microphone
	Setting up and Using the Zoom Tools and Features
	Setting up and Using the Document Camera / Elmo
	Options for Setting Up Your Classroom Tech
Effective Instruction in a Concurrent Hybrid Model	Effective Instruction in a Concurrent Hybrid Model Part I
	Effective Instruction in a Concurrent Hybrid Model Part II
	The Do's and Don'ts of Hybrid Teaching



Professional Development

Concurrent Hybrid Instruction – Supplemental Series

Category	Topic
Technology Tools to Support Concurrent Hybrid Instruction	Using Nearpod in a Concurrent Hybrid model
	Using Seesaw in a Concurrent Hybrid model
	Using Flipgrid in a Concurrent Hybrid model
	Using EdPuzzle in a Concurrent Hybrid model
	Using Quizizz, Kahoot, Gimkit, and Socrative in a Concurrent Hybrid model
	Using a Drawing Tool (examples: document camera, whiteboard in Zoom, and Jamboard) in a Concurrent Hybrid model
Instructional Strategies to Support Concurrent Hybrid Instruction	Using the Flipped Classroom approach in a Concurrent Hybrid model
	Grade level team collaboration for asynchronous assignments

Promote
Kindness
Online
and in our
Community!



Before You Post
THINK

T - is it True?
H - is it Helpful?
I - is it Inspiring?
N - is it Necessary?
K - is it Kind?