


Monthly Budget Update

October 17, 2017

Information Report No. 7

Presented by: Stephen Dickinson

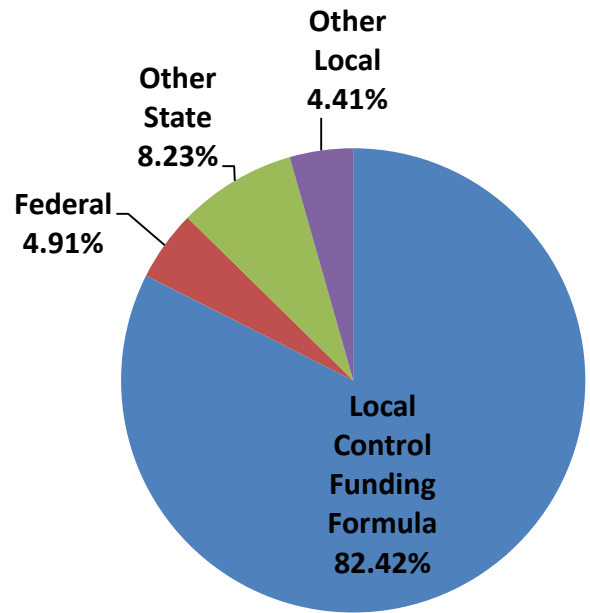
Chief Business and Financial Officer





2017-18 Adopted Budget

TOTAL REVENUE – GENERAL FUND



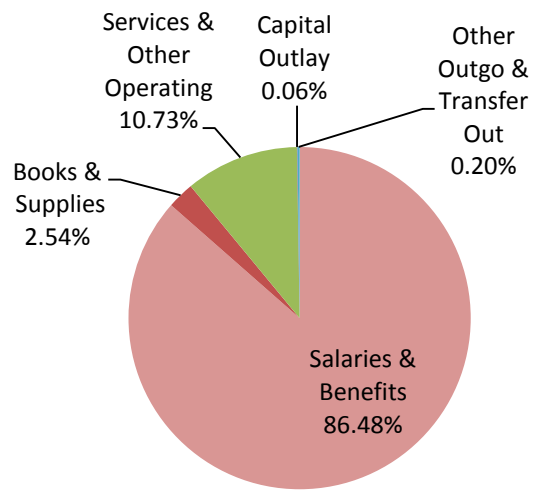
REVENUES (In Million \$)	ADOPTED BUDGET	ACTUALS As of 8-31-17	Percentage (Ratio of Actuals/Budget)
LCFF	221,709,082	14,498,052	6.54%
Federal	13,194,032	697,656	5.29%
Other State	22,131,824	7,854,672	35.49%
Other Local	11,860,570	6,144,526	51.81%
Total	268,895,508	29,194,906	10.86%

Info thru August 31, 2017 or 17% of Fiscal Year



2017-18 Adopted Budget

TOTAL EXPENDITURES – GENERAL FUND



EXPENDITURE (In Million \$)	ADOPTED BUDGET	ACTUALS As of 8-31-17	Percentage (Ratio of Actuals/Budget)
Salaries & Benefits	236,843,873	5,520,407	2.33%
Books & Supplies	6,947,809	1,036,636	14.92%
Services & Other Operating	29,395,200	2,516,706	8.56%
Capital Outlay	156,342	3,746	2.40%
Other Outgo & Transfers Out	538,569	104,354	19.38%
Total	273,881,793	9,181,849	3.35%

Info thru August 31, 2017 or 17% of Fiscal Year