


Monthly Budget Update

April 3, 2018

Information Report No. 4

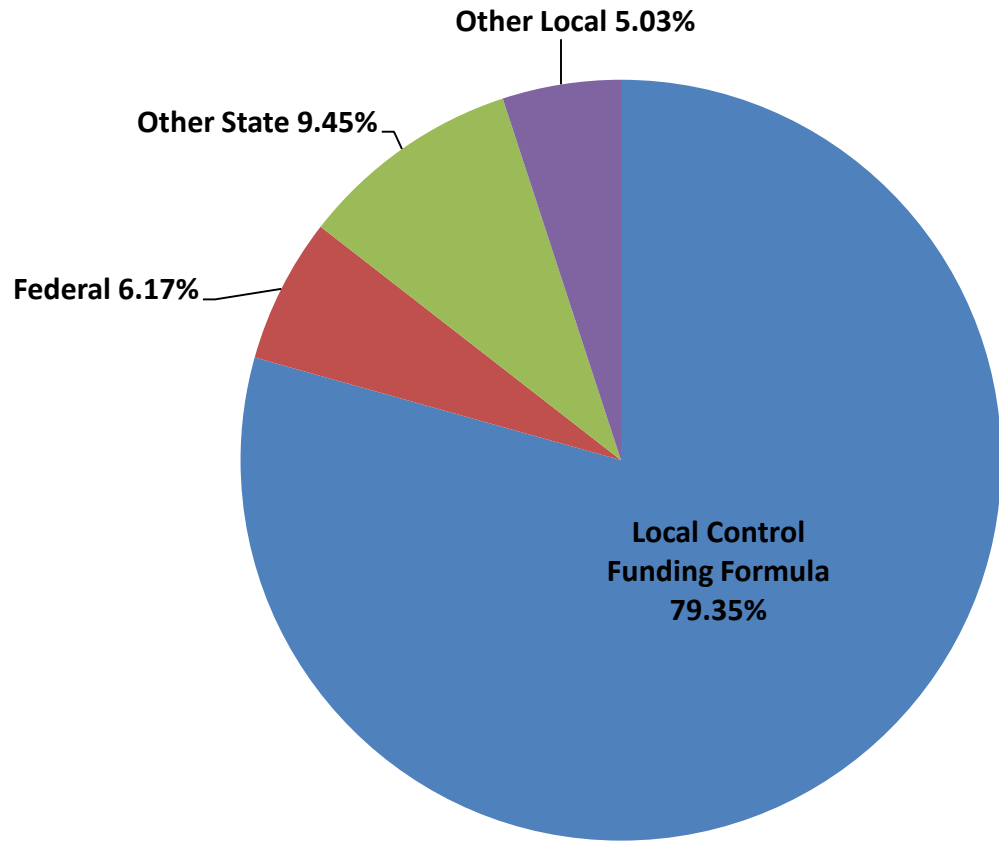
Presented by: Stephen Dickinson

Chief Business and Financial Officer





2017-18 Board Approved Budget TOTAL REVENUE – GENERAL FUND

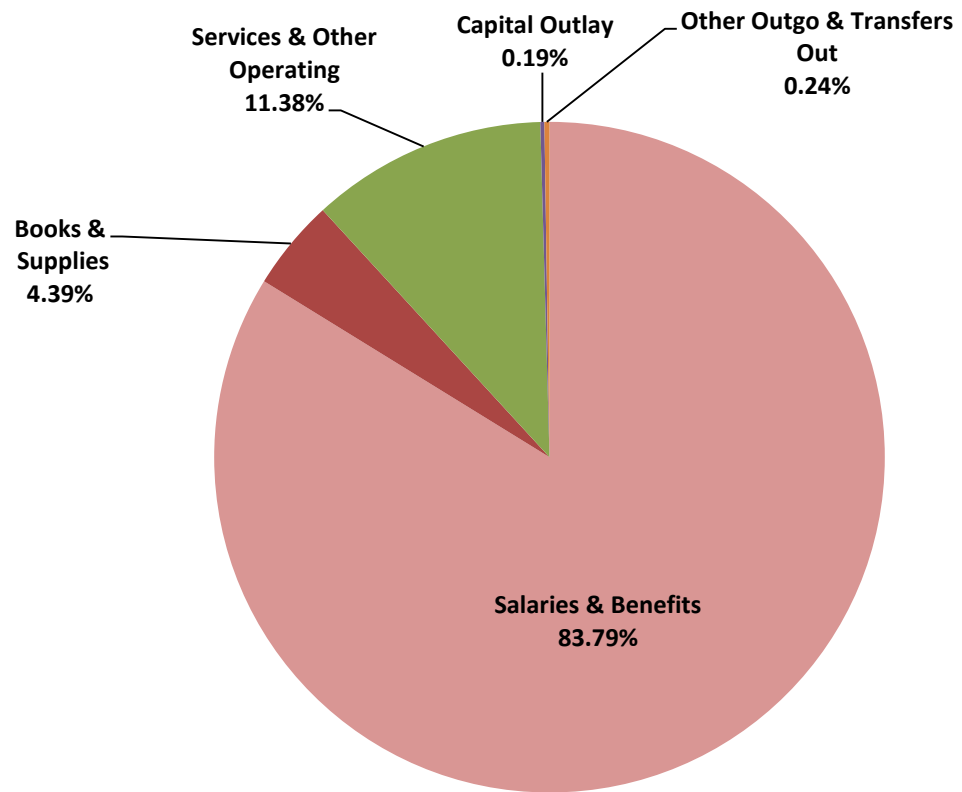


| REVENUES (In Million \$) | BOARD APPROVED | ACTUAL | Percentage (Ratio of Actuals/Budget) |
|-----------------------------|--------------------|--------------------|---|
| | OPERATING BUDGET | REVENUES | |
| As of February 28, 2018 | | | |
| LCFF | 221,603,934 | 135,796,157 | 61.28% |
| Federal | 17,217,151 | 3,702,048 | 21.50% |
| Other State | 26,401,893 | 20,772,008 | 78.68% |
| Other Local | 14,046,514 | 13,536,731 | 96.37% |
| Total | 279,269,492 | 173,806,944 | 62.24% |

Information through February 28, 2018 or 66.67% of Fiscal Year



2017-18 Board Approved Budget TOTAL EXPENDITURES – GENERAL FUND



| EXPENDITURE (In Million \$) | BOARD APPROVED | ACTUAL | Percentage (Ratio of Actuals/Budget) |
|--------------------------------|--------------------|--------------------|---|
| | OPERATING BUDGET | EXPENDITURES | |
| As of February 28, 2018 | | | |
| Salaries & Benefits | 239,075,782 | 125,820,450 | 52.63% |
| Books & Supplies | 12,525,603 | 8,543,265 | 68.21% |
| Services & Other Operating | 32,472,373 | 18,242,368 | 56.18% |
| Capital Outlay | 555,400 | 423,949 | 76.33% |
| Other Outgo & Transfers Out | 691,034 | 199,838 | 28.92% |
| Total | 285,320,192 | 153,229,870 | 53.70% |

Information through February 28, 2018 or 66.67% of Fiscal Year



In Other Budget News

- 2nd Interim for 2017-18 Positive Certification
- 2017-18 Solvency Plan of \$7 million
- 2018-19 Solvency Plan of about \$5 million
- Draft AB1200 submitted to LACOE
- Must submit a 2019-20 Solvency Plan of \$5-6 million