

# Rosemont Middle School

**ADDRESS:** 4725 Rosemont Ave., La Crescenta, CA 91214

**PHONE:** (818) 248-4224

**PRINCIPAL:** Dr. Cynthia Livingston **GRADE RANGE:** 7-8

**SCHEDULE:** Traditional **ENROLLMENT:** 1,357

## CALIFORNIA ACCOUNTABILITY

The state's education officials measure schools' performance using students' test scores. They combine standardized test results and measure progress year to year to calculate each school's Academic Performance Index (API).

**Academic Performance Index (API) 930**

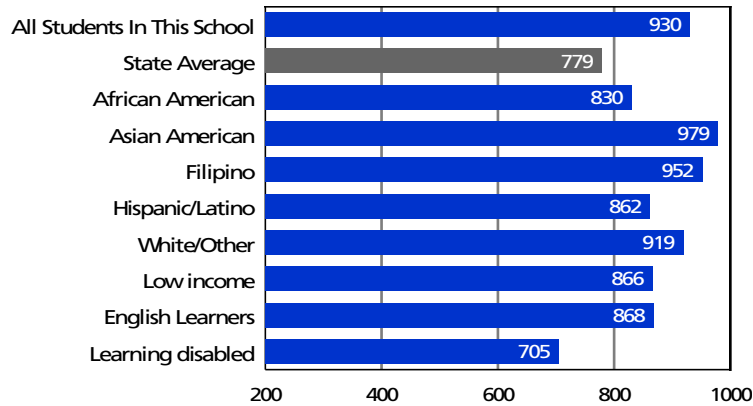
**Growth attained from prior year +7**

**Met schoolwide growth target Yes**

**Met growth targets for all groups of students Yes**

### API

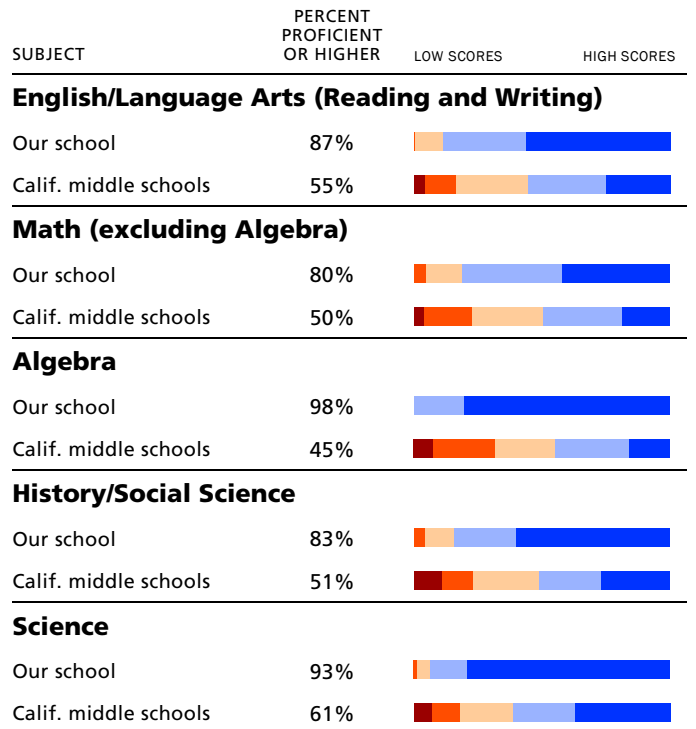
This graph shows our schoolwide API in comparison with the API for the average middle school in the state. Our largest student subgroups' APIs appear below.



### California Standards Tests

This series of tests is based on what California students are expected to know and learn at each grade level.

BAR GRAPHS BELOW SHOW THESE PROFICIENCY GROUPS (LEFT TO RIGHT):  
 ■ FAR BELOW BASIC ■ BELOW BASIC ■ BASIC ■ PROFICIENT ■ ADVANCED



SOURCE: The scores for the California Standards Tests are from the spring 2011 test cycle. State averages represent middle schools only.

## FEDERAL ACCOUNTABILITY

The federal standard differs from California's. It requires schools to meet Adequate Yearly Progress (AYP). The AYP includes students' scores and participation rates on California's math and English/language arts standardized tests and the school's API. If a school doesn't meet one of these criteria two years in a row, it is put in Program Improvement.

**Made Adequate Yearly Progress (AYP) No**

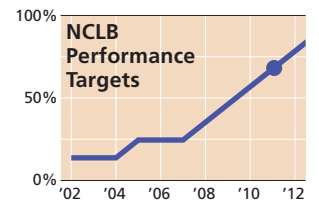
**Number of AYP targets met 27**

**Number of AYP targets school was required to meet 29**

**Is the school in Program Improvement (PI)? No**

SOURCE: API growth score and AYP from the 2011 test cycle. API and AYP current as of September 2011.

Each year, schools are expected to help more students score Proficient or higher on California's math and English/language arts (ELA) tests. The dot on the graph to the right marks the percentage of students that had to score Proficient or higher, schoolwide and by subgroup, in 2011 for the school to make AYP (67.6% in ELA and 68.5% in math).



Please go to <http://gusd.net/> for more information about this school, including our School Accountability Report Card, or visit us at the school office.