

Woodrow Wilson Middle School

ADDRESS: 1221 Monterey Rd., Glendale, CA 91206 **PHONE:** (818) 244-8145
PRINCIPAL: Richard Lucas **GRADE RANGE:** 6-8 **SCHEDULE:** Traditional

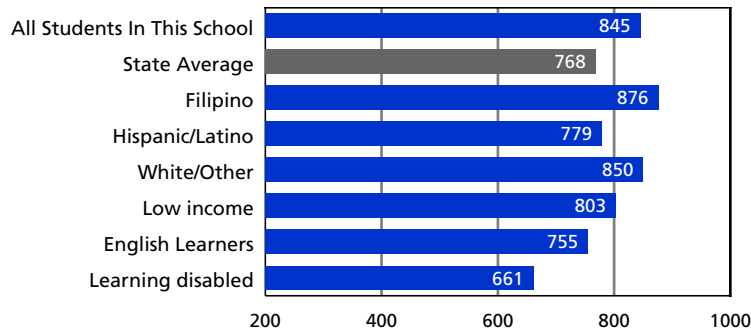
CALIFORNIA ACCOUNTABILITY

The state's education officials decide how schools are doing by looking at students' test scores. By combining the results of all tests, and measuring progress year to year, state officials calculate a number between 200 and 1,000 that becomes a school's Academic Performance Index.

Academic Performance Index	845
Growth attained from prior year	+10
Met schoolwide growth targets	Yes
Met growth targets for all groups of students	No

API, Spring 2010

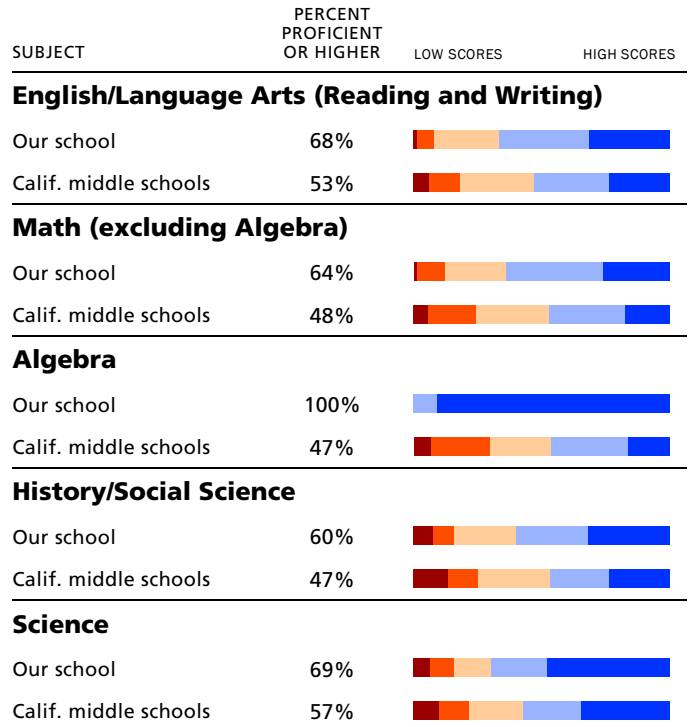
This graph shows our schoolwide API in comparison with the API for the average middle school in the state. Our largest student subgroups' APIs appear below.



California Standards Tests

This series of tests is based on what California students are expected to know and learn at each grade level.

BAR GRAPHS BELOW SHOW THESE PROFICIENCY GROUPS (LEFT TO RIGHT):
■ FAR BELOW BASIC ■ BELOW BASIC ■ BASIC ■ PROFICIENT ■ ADVANCED



SOURCE: The scores for the California Standards Tests are from the spring 2010 test cycle. State averages represent middle schools only.

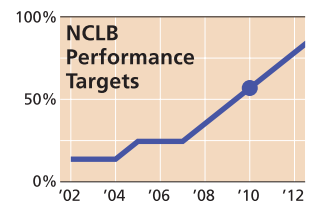
FEDERAL ACCOUNTABILITY

Following the law known as No Child Left Behind (NCLB), federal officials also interpret test scores to evaluate schools. Adequate Yearly Progress (AYP) is the federal measure of the percentage of students who have scored Proficient or higher on state standardized tests in math and English/language arts.

Made Adequate Yearly Progress (AYP) in English/language arts and math	No
Is the school on the Program Improvement (PI) list?	No
Number of AYP targets met	27
Number of AYP targets school was required to meet	29

SOURCE: API growth score and AYP from the 2010 test cycle. API and AYP current as of September 2010.

In order to meet the federal requirements of No Child Left Behind, schools are now expected to help more students score Proficient or higher on two tests: math and English/language arts. The dot on the graph to the right (55 to 58 percent) marks the percentage of students in a school that had to score Proficient or higher in 2010 for the school to make AYP. In addition, every significant subgroup of students (for example, English Learners) also had to meet this mark for the school to make AYP.



Please go to <http://gusd.net/> for more information about this school, including our School Accountability Report Card, or visit us at the school office.