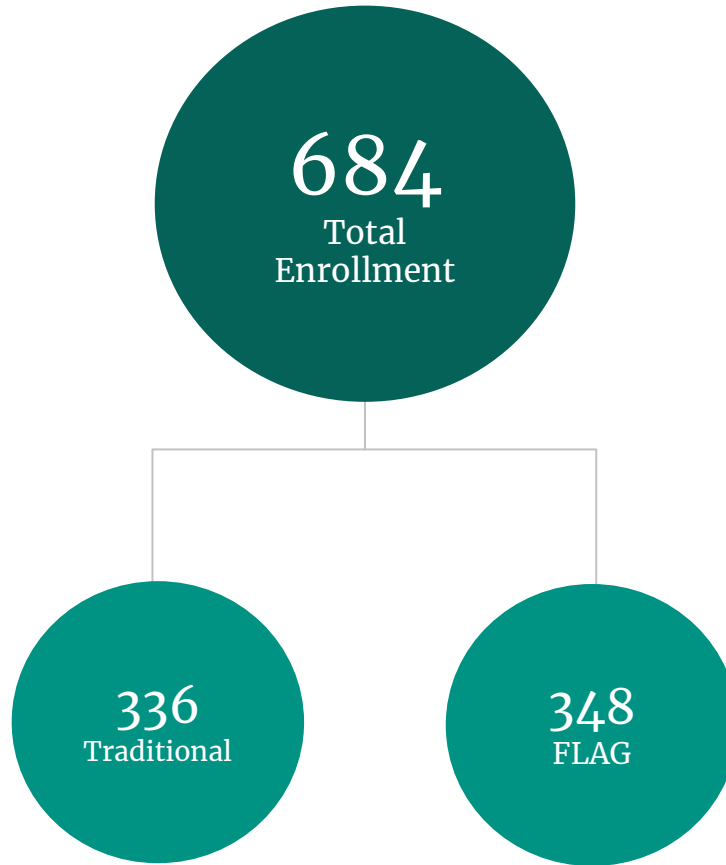
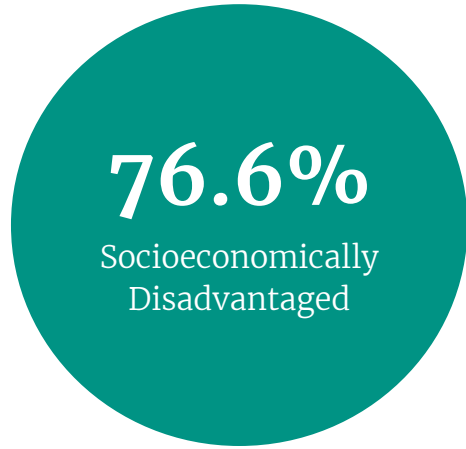


Jefferson
at 98!



Jefferson Through the Years



Student Demographics

6

Itinerant

10

Assistants
(Special Ed)

14

EEELP &
ASES

2

Cafeteria
Staff

3

Custodial
Staff

31

Classroom
Teachers

12

Yard Duty and
Traffic Support

5

Preschool

5

Office Staff

2

Specialists


6

Intervention
Teachers

Faculty and Staff

Programs

- Traditional (TK-6) Program
- FLAG (K-6) Program
- ASES
- EEELP
- Davidian Mariamian
- Glendale One
- Chess Club
- Mindful Learning
- GATE
- Robotics
- PBIS
- Restorative Circles
- Intervention



FLAG Program

% Standard Met or Exceeded	3 rd	4 th	5 th	6 th	All
2018-19	55.10%	55.70%	59.38%	62.50%	58.17%
2017-18	49.43%	54.44%	41.58%	61.33%	51.00%
Change	+5.67%	+1.26%	+17.80%	+1.17%	+7.17%

CAASPP - ELA

% Standard Met or Exceeded	3 rd	4 th	5 th	6 th	All
2018-19	62.50%	48.78%	55.67%	53.41%	55.53%
2017-18	51.11%	44.57%	37.26%	61.04%	47.64%
Change	+11.39%	+4.21%	+18.41%	-7.63%	+7.89%

CAASPP - Math

Parent and Family Engagement

- **Jefferson PTA - link to Loosineh's video**
- Jefferson Foundation
- Volunteer Opportunities
- Guest Speakers
- Jefferson School Site Council
- Jefferson English Learner Advisory Committee
- Coffee with the Principal
- Parent Workshops
- **After School Events - link to Family Math Night**

“Together, we make it
happen for all our
children!”

*(link) A message from Suzanne McDonnell,
2019 GUSD Teacher of the Year.*