

# Presenting yourself on the UC application

Freshman

---

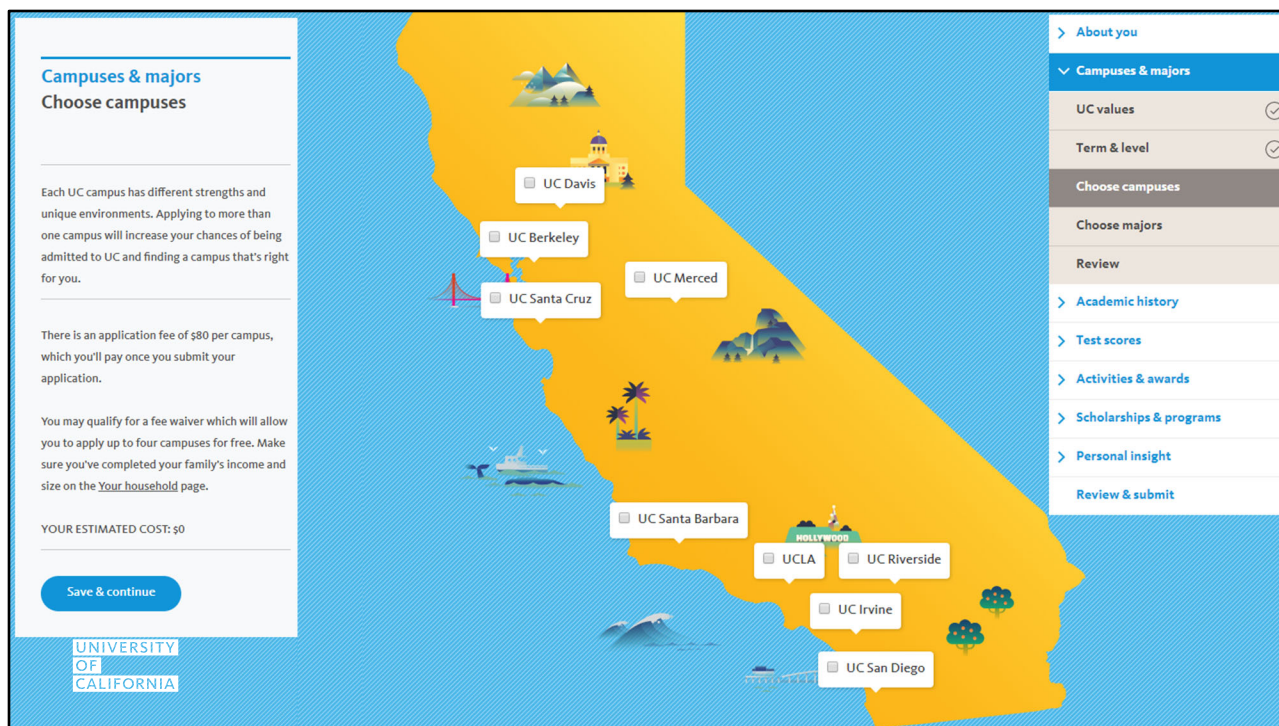
2023–2024

UNIVERSITY  
OF  
CALIFORNIA

---

## Prepare to apply

UNIVERSITY  
OF  
CALIFORNIA



This is a screen shot of the application showing the locations of the nine undergraduate campuses available for freshman or transfer admission. The map will display dependent on the resolution and screen size of the computer or mobile device.

The UC is one of the largest university systems in the world offering undergraduate and graduate programs on campuses located across the state. Applicants are encouraged to apply to more than one UC campus. This will significantly increase your chances of being admitted to the UC system. While you may not receive an offer of admission from your first-choice campus, all of our campuses — without exception — provide outstanding opportunities for you to learn and grow.

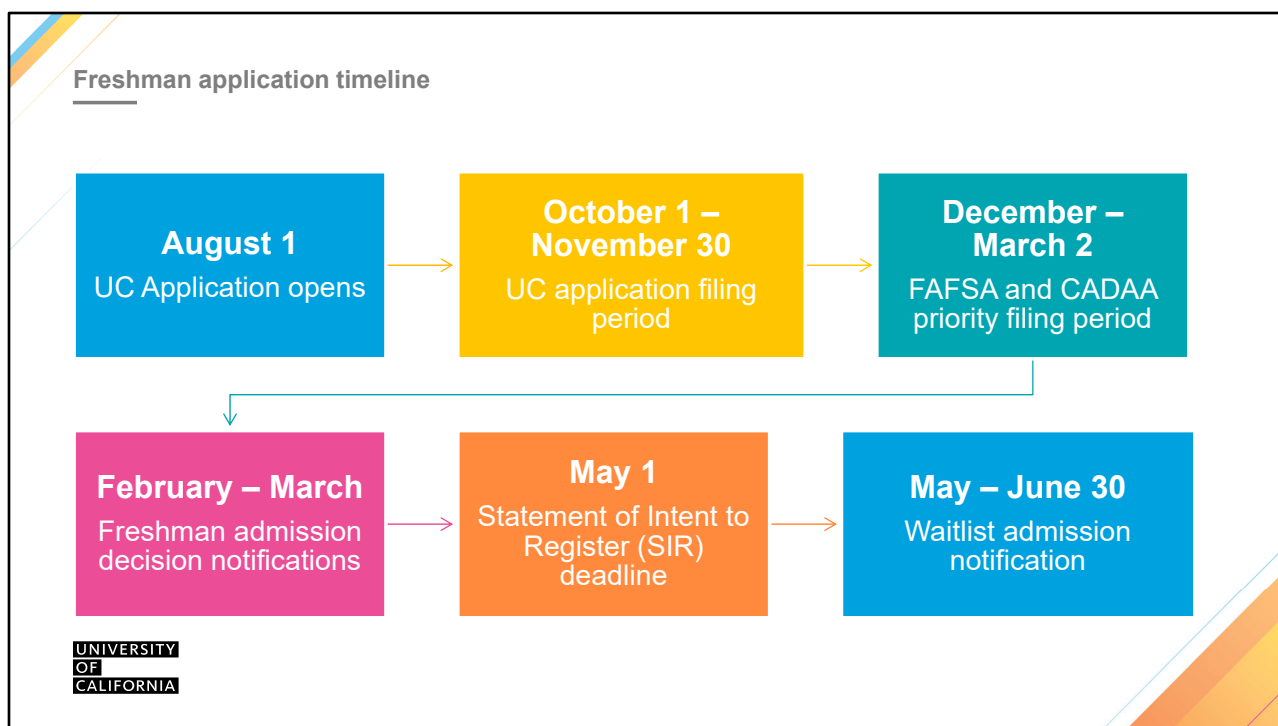
*Additional notes for reference:*

Campuses with medical centers:

- UC Davis
- UC Irvine
- UCLA
- UC San Diego
- UC San Francisco

Campuses with schools of law:

- UC Berkeley
- UC Davis
- UC Irvine
- UCLA
- UC College of the Law, San Francisco (formerly known as UC Hastings)



Applicants may submit only **one** application per term. The UC application timeline is shown above. Please note that UC does not offer early action or early decision.

**August 1:** The UC application opens.

*Presenter note:* Some campuses may accept winter/spring applications for freshmen. That application typically opens July 1 and is due by July 31.

**October 1 – November 30:** UC students can submit applications beginning October 1. The deadline is November 30. Applicants are not considered on a first-come, first-serve basis, so applicants should take their time in filling out the application thoroughly before submitting. However, all applications are due by November 30; late applications are rarely accepted.

Important: Once submitted, applicants can update very little in the UC application. Students should ensure their UC application is accurate and complete before submission.

**December – March 2:** All students should submit a Free Application for Federal Student Aid (FAFSA) or a California Dream Act Application (CADAA). The majority of students at UC receive financial aid and scholarships. We'll cover that in more detail later in this presentation. Campuses use information from the FAFSA and CADAA for both admission and scholarships. *Note:* The release date for the redesigned FAFSA in December 2023 has not yet been released.

**February - March:** Freshman admission decisions are released individually by the campuses. Campuses do not all release decisions on the same day, but will have all freshman decisions released by March 31 via the campus application portal.

*Waitlist offers:* Some students may receive an offer to be placed on a waitlist at one or more campuses. If a waitlist offer is extended, applicants must respond by the stated deadline. UC campuses very rarely make exceptions for a late response.

**May 1:** This is the deadline for students to submit the Statement of Intent to Register (SIR). Students must submit the SIR by that date in order to ensure a place on campus in the fall. Students may only SIR to one UC campus. The SIR deposit is \$250 (eligible students can have their SIR deposit fee deferred until the fall).

*Presenter note:* Anyone admitted at a later time (e.g., admitted from the waitlist) will have a different corresponding SIR deadline.

**May 1 – June 30:** Campuses will notify applicants who accepted a waitlist offer on the final decision of their application. Campuses may provide waitlist decisions prior to May 1.

UC application dates and deadlines can be viewed at: <https://admission.universityofcalifornia.edu/how-to-apply/applying-as-a-freshman/dates-and-deadlines.html>

## Before you start

- Consider your major and campus options
- Get an unofficial copy of your transcripts
- Write your responses to the Personal Insight Questions (PIQs)
- Create a document outlining all your activities, awards and work/volunteer experience

UNIVERSITY  
OF  
CALIFORNIA



Begin preparing for the application now – don't wait until October or November!

Students should research the campuses now and apply broadly across the system.

- Learn about the majors offered and all the types of courses needed to earn the UC degree to be fully informed about graduation requirements and plan how long it may take to graduate.
- Some majors have different names across the system and may be located in different departments.
- Some majors are not open to freshman applicants, or for every term.

Gather materials that will be needed: transcripts/academic records, list of current and planned courses, awards and honors, volunteer program timelines and hours, employment timeline and hours, etc.

- *Note:* Official transcripts should not be sent with your UC application. Your UC application will be reviewed using the self-reported academic history you have provided.

Responses to the personal insight questions are important.

- Write responses early; refer to UC's online resources for writing tips, a worksheet and a video to help get started.
  - <https://admission.universityofcalifornia.edu/how-to-apply/applying-as-a-freshman/personal-insight-questions.html>

## Application integrity

**Applicants must complete the UC application thoroughly and accurately.**

**This includes:**

- Academic history
- Activities, awards, work experience and community service
- Personal Insight Questions

### **Did you know?**

All applicants must agree to the **Statement of Application Integrity** in order to submit the UC application. This acknowledges that the information reported in the UC application was done so by the student and is accurate.

UC does **verify** information reported in the UC application. Honesty is the best policy.

UNIVERSITY  
OF  
CALIFORNIA

Students must thoroughly complete all sections of the application and do so accurately. This is the student's opportunity to tell the admission staff about personal details that make each applicant unique.

### **Accuracy of Details:**

- **Academic History:** MUST be accurately reported--all enrollment, every school/college, all courses and grades (even/especially if a course was repeated). If a student accepts an offer of admission, UC requires official academic records to verify the information reported.
- **"Additional Comments"** box in the Academic History section can be used to provide detailed information or explanations about specific academic issues – declining grades, course selection issues, etc.
- **Activities/Awards:** Applicants should not exaggerate or fabricate awards or activities because the information submitted is subject to verification.

In fact, UC does verify information that students report on the application. It is critical that students do not misrepresent or falsify information, as this is a serious offense and will result in serious consequences. Honesty is the best policy.

View the Statement of Application Integrity at  
<https://apply.universityofcalifornia.edu/docs/StatementOfIntegrity.pdf>

## UC application resources

### Before you apply

To get ready for the application, you should visit our [admissions website](#). There you'll find everything you need to know about applying to UC, including:

[Freshman admissions](#)

[Transfer admissions](#)

[Applying as an international student](#)

[How to apply for financial aid](#)

[Campus programs and contact information](#)

[Application tips, guides and worksheets](#)

### Stay connected

Follow us on Twitter, and keep up to date with the latest application tips, reminders and deadlines.

 follow @UC\_Apply

UNIVERSITY  
OF  
CALIFORNIA

Various application resources can be found on the UC admissions website and on the UC application website.

**UC admission website:** <https://admission.universityofcalifornia.edu/>

**UC application website:** <https://apply.universityofcalifornia.edu/my-application/login>

---

# Freshman admission





## Minimum freshman admission requirements

Complete 15  
A-G courses

Earn a UC GPA  
of 3.0 or better  
(3.4 for  
nonresidents)

UNIVERSITY  
OF  
CALIFORNIA

Our admission guidelines are designed to ensure you are well-prepared to succeed at UC. If you're interested in entering the University of California as a freshman, you'll have to satisfy these requirements:

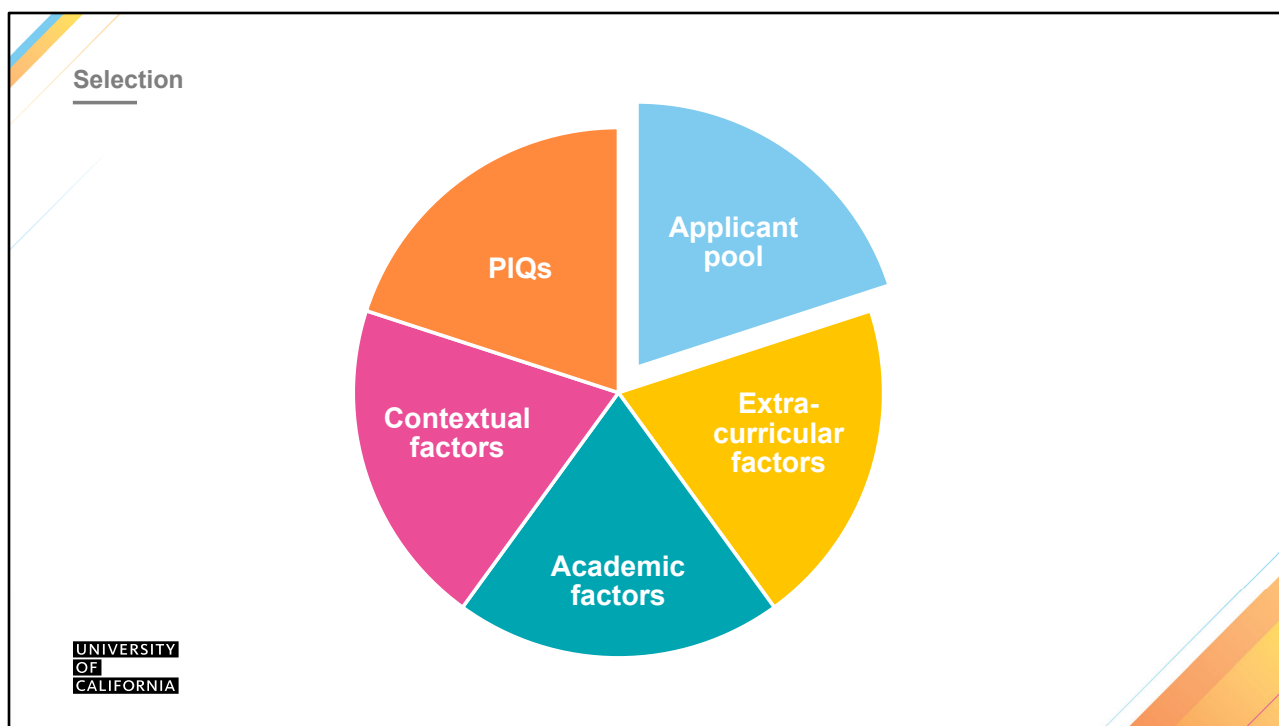
### 1. **A-G course requirements**

- a) History/Social Science: 2 years
- b) English: 4 years
- c) Math: 3 years/4 recommended
  - a) Must include Algebra I, Geometry and Algebra II
- d) Science: 2 years/3 recommended
- e) Language other than English: 2 years/3 years recommended
  - a) For LOTE, years is equivalent to the course level. For example, if a student passes Spanish 2, they are considered to have 2 years of LOTE, whether or not they took/passed Spanish 1.
- f) Visual and Performing Arts: 1 year
- g) College-prep Electives: 1 year
  - a) Any course taken beyond the minimum 14 courses presented above can be considered to fulfill area G.

### 2. **UC GPA of 3.0 or better (3.4 for nonresidents)**

1. CA residents must have a minimum of 3.0, and nonresidents a 3.4. The UC GPA uses grades taken in A-G courses in the 10<sup>th</sup> and 11<sup>th</sup> grades, including the three surrounding summers. The +/- grades don't count and will not be rounded.

While selection is discussed later in this presentation, it is important to remember that these are the *minimum* requirements for admission. We encourage applicants to not only meet these requirements, but to exceed them to be more competitive.

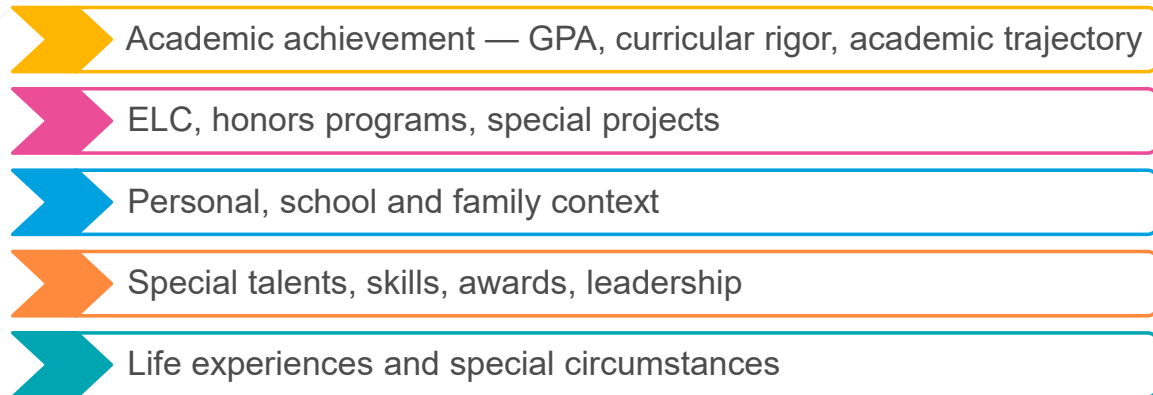


Campuses use multiple factors when selecting students. The way in which campuses select students varies, and it is to the student's advantage to include as much information as possible on the application. Admission representatives want to know about the experiences, accomplishments and challenges of every applicant.

Students should feel free to discuss their roles and responsibilities at work or in community service, share their stories in their PIQ responses, and talk about their educational journey. This is because every student is considered in the context of their own environment which includes, but is not limited to, school, family and geographic region. Students are also considered within the context of the applicant pool for each campus.

Each campus will complete their own individual review of the application independently of one another, which means that they're going to review the information in the application and select students without asking what the other campuses have decided. Berkeley will not call Los Angeles and ask if they have admitted a certain student. Each campus selects students independently.

## Comprehensive review



UNIVERSITY  
OF  
CALIFORNIA

It is important to note that this is not a checklist, nor does this list all the factors. This is only intended to show that UC campuses consider many factors and the whole context of the student in and outside of class.

In general, campuses are looking for well-qualified students who have taken advantage of the educational opportunities presented to them both inside and outside of the classroom. The categories listed here comprise a range of factors that campuses may consider when selecting students. For example, academic achievement includes GPA, honors courses, ELC status, A-G courses, quality of senior year program and achievements in special projects.

ALL UC Campuses do a comprehensive review, but there are different methods of comprehensive review. Think of it like this – all campuses use the same ingredients, but may have different recipes. Some are holistic, others are not. The faculty at each campus determines what factors will be used and in what way. Again, this should not be seen as a checklist, where the more “boxes you can check, the more competitive you will be”. This is just a list of all the factors that may be used in some way in the review process.

We’re also going to look at a student’s achievement within the context of their educational environment and the resources and opportunities that were available to them.

The faculty-approved comprehensive review criteria are:

- Grade-Point Average
- Courses Completed/Planned
- Honors Courses
- Top 9% Local Context (ELC)
- Quality of Senior-Year Program of Study
- Academic Opportunities in California High Schools
- Performance in Academic Subject Areas
- Achievements in Special Projects
- Improvement in Academic Performance
- Special Talents, Achievements, and Awards
- Participation in Educational Preparation Programs
- Academic Accomplishment Within Life Experiences
- Geographic Location

Learn more about comprehensive review at <https://admission.universityofcalifornia.edu/how-to-apply/applying-as-a-freshman/how-applications-are-reviewed.html>

---

# Starting the UC application

UNIVERSITY  
OF  
CALIFORNIA



## The basics

### System Requirements

#### Supported browsers:

Chrome 103 or newer

Edge 103 or newer

Firefox 102 or newer

Safari 13 or newer

#### Browser settings:

JavaScript and Cookies must be enabled

UNIVERSITY  
OF  
CALIFORNIA

### Browser recommendations

The UC online application functions with the following browser versions: Chrome 103 or newer, Edge 103 or newer, Firefox 102 or newer, Safari 13 or newer.

### JavaScript and cookies

Our application uses JavaScript web page functionality and requires cookies. Please make sure JavaScript and cookies are enabled on your browser.

### Security

Because it's important to protect the information you provide, the online application is extremely secure — so secure, in fact, that older browsers are not equipped to handle our level of encryption. Please download one of the browser versions listed above to ensure maximum security.

### Responsive

The application is mobile friendly so you can use your tablets and other devices.

### 20-minute timeout for security

After 20 minutes of inactivity, the system will time out.

### Character counts

All descriptions and PIQ responses have character or word counts to show remaining available space.

### Save and Continue

In order not to timeout, you will need to click save and continue. If you do not, any information you've entered since the last save will be lost.

## Create an account

### Email address

You will continue to use this email throughout the UC application process, so be sure to choose an email that you use frequently.

### Password

Keep your password secure. It must include:

- Uppercase and lowercase letters
- A number
- A special character

UNIVERSITY  
OF  
CALIFORNIA

### Create an account

✕

**Email address \***

**Confirm email address \***

**Password \*** [Show password](#)

*Your password must contain:*

- 8 to 30 characters
- And meet at least three of the following requirements:*
- An English lowercase letter (a-z)
- An English uppercase letter (A-Z)
- A number between 0-9
- A special character: !@#%&\*+<=>?,-

The University of California uses the information requested on the application to process your application for admission, scholarships, and statistical analysis and reporting. Please see our [Privacy Policy](#) for more details.

By checking this box, you are confirming that you agree to the [Terms of Use](#) and the disclosure of applicant information as described in the Privacy Policy.

Create account

Start your UC application at <https://apply.universityofcalifornia.edu/my-application/login>

### Create your account

- New users must enter a unique email address and password
- Students should use an email account they will check *after* graduation as well (preferably not a school-issued email address)
- Applicants will use this same account if they apply again in the future
- If the student’s family has multiple applicants or has future applicants, different email addresses must be used for each applicant
- Passwords must be at least eight characters (and must include a combination of uppercase and lowercase letters, numbers, and symbols/special characters)
- Create a secret question/answer combination that will be easily remembered
- Be sure to keep login information safe
- Once “Create a New Account” is complete, an email confirming the start of your application will be sent
- Campuses use email to send critical, time-sensitive correspondence to applicants, so provide an email address that is checked regularly and will be kept until enrolling in college
- Remember to adjust email filters to accept mail from UC addresses

### Log in

- First-time users start by clicking “Create a New Account”
- On return visits, enter email and password information under “Sign In”

**Creating the application**

You're one step closer to starting your application.  
Before you begin, please tell us when you'd like to join the UC community. \* required

**When do you hope to start at the University of California? \***

Fall Quarter/Semester 2023  
 Winter Quarter/Spring Semester 2024  
 Spring Quarter 2024  
 Fall Quarter/Semester 2024

**Your application level: \***

Freshman  
 I'm currently in high school.  
 - OR -  
 I've graduated from high school, but have not enrolled in a regular session (non-summer) at a college or university. ⓘ

Transfer  
 I've graduated from high school and am enrolled in a regular session (fall, winter or spring) at a college or university. ⓘ

Other  
 I already have a degree (B.A. or B.S.) or I'm not working toward a UC degree.

[Save & continue](#)

**Level:** Students must select the appropriate level for which they are applying.

- A **freshman** applicant is currently in high school or has graduated from high school but has not enrolled in a *regular* session (fall/winter/spring) at a college or university *after* high school graduation (with the exception of the summer term immediately following high school graduation).
  - Middle college and dual enrollment students are considered freshman applicants since they have not graduated from high school with a diploma or GED.
  - *Presenter note:* High school students who graduate mid-year and enroll in college courses during the spring term should still apply as a freshman applicant.
- A student who has enrolled in a regular term (fall/winter/spring) at a college or university after graduating from high school should apply as a **transfer** student.

## Navigating the UC application

- The UC application includes seven sections that can be completed in any order.
- Start with **About you** as it contains logic that is then used throughout the application.
- You can save your progress at any time and pick back up where you left off next time you log in.

**Tip:** A successful UC application is not completed in one sitting!

UNIVERSITY  
OF  
CALIFORNIA

▼ About you
Personal information
Contact information
Citizenship & residency
Demographics
Your background
Your household
Parent information
Statement of Legal Residence
Review
> Campuses & majors
> Academic history
> Test scores
> Activities & awards
> Scholarships & programs
> Personal insight
Review & submit

The navigation bar is on the right side of the screen. Students can complete the application in any order but should complete the “About You” section first as it contains conditional logic which will be used throughout the application.





## About you — Lived name

### Do you have a lived name?

A lived or preferred name is a name you go by that is different than your legal name (for example, a middle name that you go by or a name that aligns with your gender identity). If you enter a lived name, we'll use it in most of our communications with you about the application, except when it's required for us to use your legal name.

No  Yes

Lived first name \*

Lived middle name

Lived Last / family / surname \*

UNIVERSITY  
OF  
CALIFORNIA

When completing your personal details, applicants have the option to indicate a lived, or preferred name. A lived or preferred name is a name you go by that is different than your legal name (for example, a middle name that you go by or a name that aligns with your gender identity). If you enter a lived name, we'll use it in most of our communications with you about the application, except when it's required for us to use your legal name.

If your legal name is the name you go by, you can select "No" here and move forward. Do not enter your same legal name twice.

**About you — SSID**

**Have you ever attended a California public school?** ⓘ

No  Yes

If you know your California State Student ID, please enter it below. Your CA SSID can be found on your high school transcripts. If you need help finding it, please contact your high school counselor.

**CA SSID Number**

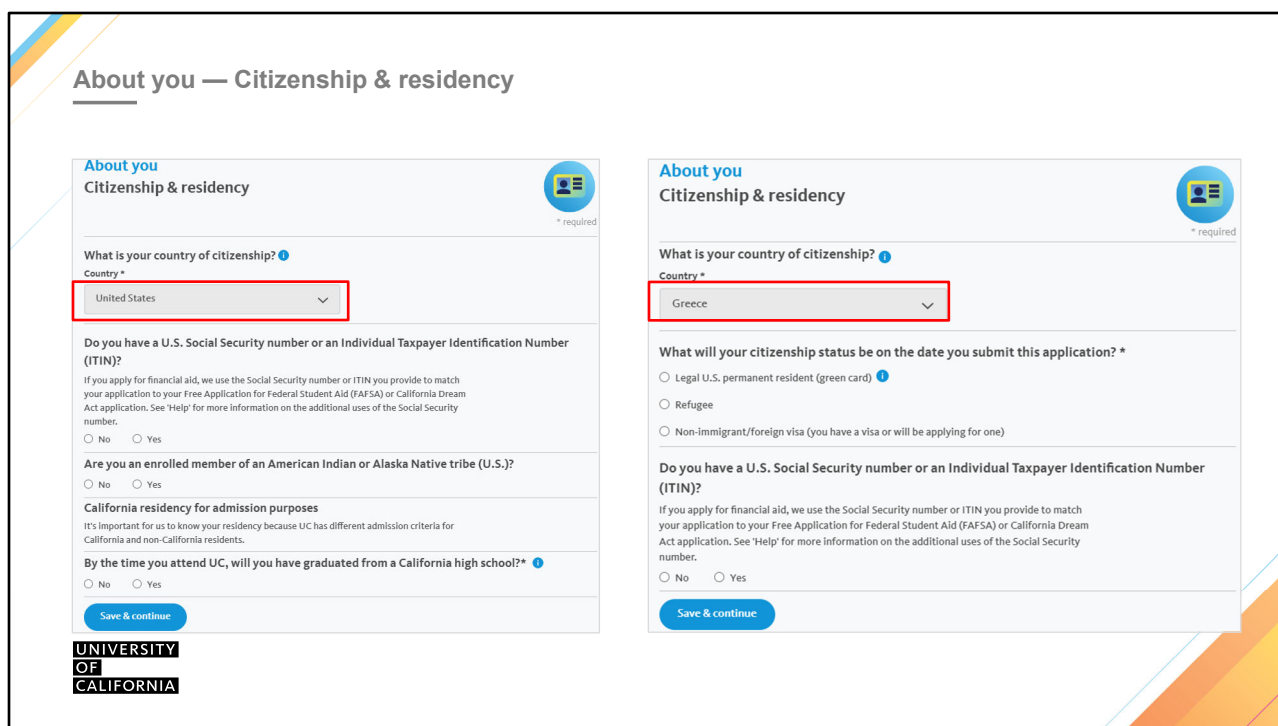
CA SSID Number

I authorize the release of my CA SSID Number and personal information to [California Guidance College Initiative](#) (CCGI) for purposes concerning my UC application. I understand that the information will only be shared if my school has provided my transcript to CCGI.

**UNIVERSITY  
OF  
CALIFORNIA**

**NEW for Fall 2024:** CA SSID Number moved from *Academic History, Additional Information to About You, Personal Information*.

*Presenter note:* The state’s Cradle-to-Career System is expanding access to tools and services to navigate the education to employment pipeline. As in previous admission cycles, students will be able to continue to link their CaliforniaCollege.edu and UC application accounts. This linkage ensures the application submission status on the UC application is reflected in the CaliforniaColleges.edu account. Beginning with the Fall 2025 UC applications, students will be able to import their coursework directly into the UC application from their CaliforniaColleges.edu account using their SSID.



## Citizenship

- Applicants must select a country of citizenship from the country drop-down menu.
- Students who are U.S. citizens will have a follow-up question about tribal affiliation. This response, along with CA residency status determined by the Statement of Legal Residence information, will determine whether the student qualifies for the Native American Opportunity Program.
- Those who choose a country other than the United States will have follow-up questions on permanent residency and/or visa status.

## Undocumented students

- For country of citizenship, select “No Selection” and follow the directions for the SSN below.

## Social Security Number (SSN)


- All applicants who have a social security number (SSN) are required to enter it.
- **Deferred Action for Childhood Arrivals (DACA) participants and Undocumented students:**
  - Enter a valid SSN, SSN for work purposes, or ITIN if available. Otherwise, leave it blank.
  - If an applicant does not have an SSN, he/she may skip that item.
  - We use the SSN to accurately and reliably merge test scores (if submitted) and the federal financial aid application with the admission application.
  - SSN, SSN for work purposes and ITIN numbers are encrypted and kept secure.

## About you — Your household

### UC application fee waiver

- Family size and income information provided in this section is used to determine eligibility for the UC application fee waiver.
- If eligible, the application fees for up to four (4) campuses will be waived.

**UNIVERSITY OF CALIFORNIA**

 \* required

### About you

#### Your household

This section helps us get a better understanding of your parents, legal guardians or those who support you at home.

#### Your home address

This is the permanent home address you entered on the contact information page. We'll refer to it in the next few questions. ⓘ

123 Main St  
 San Ramon  
 California 94583

#### Who lives with you at your permanent home address?

Please provide information about your parents who live at this address. Your parents can be your biological or adoptive parents, stepparents or legal guardians.

One Parent ⓘ  
 Two Parents ⓘ  
 Legal guardian(s) ⓘ  
 Other

[Clear](#)

#### What was the total income earned in 2022 by your parents or legal guardians? ⓘ

We may use this information to help us determine if you're eligible for certain outreach programs, scholarships, and the application fee waiver. This information is not used for financial aid.

Income

\$  .00

#### How many people were supported by this income? ⓘ

Number of people

[Save & continue](#)

### Family Size and Income

- Information about a student's parent(s)/legal guardian(s)' education, income, and family size is used to provide contextual information about the home environment and to determine eligibility for the application fee waiver.
- For more information, students can click on the "i" icon.
- This information is **not** used to determine residency status or eligibility for financial aid.

## About you — Parent information

### Parent household information

Providing information about your parents gives us more insight into your family life. Which parents you choose to tell us about is entirely up to you and your unique situation: Do you have two parents? One parent? A mother, father and stepmother and stepfather? Unlike the previous questions about your main household, you're not limited to telling us about your parents at just one home. If relevant, you can tell us about your parents who live at different addresses.

### Parent

Reset All

What is this parent's relationship to you?

-- select --  
-- select --  
Father  
Mother  
Stepfather  
Stepmother  
Legal guardian  
Other

What is this parent's highest level of education?

Level

-- select --  
-- select --  
No high school  
Some high school  
High school graduate  
Some college/University  
Two-year college/University graduate  
Four-year college/University graduate  
Postgraduate study

not related to the admissions decision process.

UNIVERSITY  
OF  
CALIFORNIA

Entering parental information and their relationship to students helps campus admission staff better understand the family context of applicants.

Students can enter up to two (2) parents or guardians.

## About you — Parent contact information

**Parent's contact information**  
Providing this information is optional and not related to the admissions decision process.

First / Given name	Middle	Last / Family / Surname	Suffix
<input type="text"/>	<input type="text"/>	<input type="text"/>	Suffix <input type="button" value="v"/>

**Email address**

**Is this parent's address the same as your home address?**  
 No  Yes

**Can we share your parent's contact information with UC campuses and programs?**  
If you check this option, your parent may receive information about admissions tips, updates and reminders from UC campuses (even ones you haven't applied to) and outreach programs. They may contact them before or after you've submitted the application.

I authorize the University of California to share my parent's contact information.


UNIVERSITY  
OF  
CALIFORNIA

**New for Fall 2024:** Students have the option to submit contact information for their parents. This is optional and will not influence the admission process. Doing so allows the campuses the option to send parents important admissions updates and information, though they will not receive information about your application or admission decision(s).

## About you — Statement of Legal Residence


### Statement of Legal Residence (SLR)

- In this section, applicants can choose whether or not they would like to be evaluated for California residency for tuition purposes.
- Both options will prompt additional questions.



About you

### Statement of Legal Residence



\* required

To determine your University of California (UC) tuition, applicants must indicate if they would like to be evaluated for a Residence Classification via the Statement of Legal Residence (SLR). You must meet UC requirements to qualify for in-state tuition, regardless of your classification in another system. Parents is defined as natural or adoptive parents, not stepparent. Your answer below has no bearing on your admissions decision.

The following three requirements must be established more than 365 days immediately prior to the residence determination date:

- 1) Physical Presence - You and your parents must be physically present in California. If you moved to California primarily to attend the University of California or another school, you are ineligible for a Resident classification for tuition purposes.
- 2) Intent to remain in California - You and your parents must have established your intent to make California your permanent home and must have relinquished ties to any prior place of residence outside of California.
- 3) Immigration status - You and your parents must be citizens or permanent residents of the United States or be present under a valid I-94 for an eligible visa, and have held that immigration status.

Applicants who do not satisfy all three parts may qualify for a Special Circumstance, Exemption, or Waiver provision (such as an [AB 540](#)  nonresident supplemental tuition exemption) and will be asked to submit additional supplemental information at a future date. For further explanation, read the full [UC Residence Policy and Guidelines](#) .

Note: Undocumented students should use [these instructions](#)  for completing the SLR.

Would you like to be evaluated for California residency for tuition purposes? \*

Yes  No

[Save & continue](#)

In this section, UC will collect information on the application to help determine residency for tuition purposes.

Student must choose whether they would like to be evaluated for California residency for tuition purposes or not.

**Yes, I want to be considered for California residency for tuition purposes:**

- Selecting this option will bring up additional questions about the student's and their parents'/legal guardians' physical presence in California.

**No, I do not want to be evaluated for California residency for tuition purposes:**


- If a student selects this option, they will need to select a reason why they do not want to be evaluated for CA residency.
- They will also need to acknowledge that by selecting the "No" option, they will be classified as a nonresident for tuition purposes.



## About you — Residency consideration

### About you

#### Statement of Legal Residence

 \* required

Yes, I want to be evaluated for California residency for tuition purposes.

Have you been physically present in California for the last 3 years? \*

If any of the following are true, you should answer "No".

1. You attended high school outside of California during the last 3 years
2. You worked outside of California during the last 3 years
3. You left California for more than 6 weeks in the last year

Yes  No

You have attended a California high school for three or more years, and will graduate or have graduated from a California high school

Current or planned immigration status in the United States

Citizen of the United States

The following questions are about your natural (related by birth) or adoptive parents. Do not respond with information about a step-parent or for adoptive parent(s) if you were adopted after you turned 18 (adult adoption).

Have you and your parents established California as your permanent home for the past 366 days or more? \*

Yes  
 No  
 I do not consider myself dependent upon my parents.

You must acknowledge the following by checking the boxes below. \*

I declare under penalty of perjury under the laws governing the State of California that the statements I have provided on this Statement of Legal Residence are, and each of them is, true and correct.

I understand that as part of the process to issue a Residency Classification, I may be asked to submit additional documentation or information to a University of California Residence Deputy to supplement my Statement of Legal Residence. Failure to provide the requested information in a timely manner can affect my residence classification. Further, I understand that completion of the Statement of Legal Residence does not guarantee a Resident Classification for UC tuition.


UNIVERSITY  
OF  
CALIFORNIA

### Yes, I want to be considered for California residency for tuition purposes:

- Selecting this option will bring up additional questions about the student's and their parents'/legal guardians' physical presence in California.
- *Note:* Different prompts will appear for the requested parent information depending on whether the applicant's parents are married and/or live together.

Additional documentation or information may be requested by the campuses for students who wish to be evaluated for California residency. Be sure to respond to any requests in a timely manner.

## About you — Residency consideration

**About you**  
Statement of Legal Residence  \* required

**No, I do not want to be evaluated for California residency for tuition purposes. \***

Select a reason:

I am an international student

My permanent home is in a state other than California

None of the above

By choosing the "No" option, I understand that I will be classified as a nonresident for tuition purposes should I attend a UC school.

UNIVERSITY  
OF  
CALIFORNIA

### **No, I do not want to be evaluated for California residency for tuition purposes:**

- If a student selects this option, they will need to select a reason why they do not want to be evaluated for CA residency.
- They will also need to acknowledge that by selecting the "No" option, they will be classified as a nonresident for tuition purposes.

## About you — Statement of Legal Residence for undocumented students

### Undocumented students

- Choose 'yes' when asked about physical presence in California, attendance at a California high school and establishing California as permanent home
- Choose 'unknown' for parent physical presence in California and US citizenship status
- Select the appropriate checkbox for AB 540 nonresident supplement tuition exemption.

UNIVERSITY  
OF  
CALIFORNIA

#### Special Circumstances, Nonresident Supplemental Tuition Exemptions, and Tuition Waivers \*

There are several exemptions that might allow a non-resident student to still pay California-resident tuition. A full list of exemptions and waivers can be found in the [UC Residence Policy and Guidelines](#).

Check all that apply.

I believe that I qualify for an [AB 540 nonresident supplemental tuition exemption](#) based on the number of years I have attended school in California.

I am a graduate of a California school operated by the Federal Bureau of Indian Affairs.

I am an amateur student athlete training at a United States Olympic Center in California.

I have a T or U Visa.

I am a full-time employee, or the child/ dependent spouse/registered domestic partner of a full-time employee of an LLC holding a contract to manage a University of California laboratory, or an employee of the University assigned to work outside of California.

I am the child, spouse, or registered domestic partner of a UC faculty member who is on the Academic Senate.

I have been living in California under the care of an adult other than my legal parent for a period of two years or more prior to reaching age 19.

I have or expect to have a Violence Against Women Act (VAWA) immigration status.

None of the above apply to me.

Undocumented students should answer questions as suggested above (assuming they have maintained a presence in California and have attended a California high school). These students will need to provide additional information after admission to the campus Registrar's Office where they choose to enroll.

Further instructions can be viewed at

[https://admission.universityofcalifornia.edu/counselors/\\_files/documents/slr-instructions-for-undocumented-students-august-2022.pdf](https://admission.universityofcalifornia.edu/counselors/_files/documents/slr-instructions-for-undocumented-students-august-2022.pdf). This is linked in the UC application.

---

## Campuses & majors



## Campuses and majors — Choosing your campuses

### Campuses & majors

#### Choose campuses


Each UC campus has different strengths and unique environments. Applying to more than one campus will increase your chances of being admitted to UC and finding a campus that's right for you.

There is an application fee of \$80 per campus, which you'll pay once you submit your application.

You may qualify for a fee waiver which will allow you to apply up to four campuses for free. Make sure you've completed your family's income and size on the [Your household](#) page.

YOUR ESTIMATED COST: \$320

[Save & continue](#)



UNIVERSITY  
OF  
CALIFORNIA

As a reminder, students should only submit ONE UC application. You can choose to send it to as many of the UC campuses as you would like.

There is a fee associated with each campus you select (\$80 per campus/\$95 per campus for international applicants), but a fee waiver is available for eligible students that will waive the application fee for up to four campuses. Eligibility for the fee waiver is determined by family and financial information provided within the UC application.

Importantly, though you will be able to apply to multiple UC campuses at once, you do not need to “rank” them or indicate any campus preference. All campuses who receive your application will give it a thorough and careful review – independently from one another. You are encouraged to apply broadly across the UC to increase your chances of being admitted to the UC system. All of our campuses – without exception – providing outstanding opportunities for you to learn and grow.

## Campuses and majors — Choosing your major(s)


### Choosing a major

- For each campus selected, applicants must indicate a major choice.
- Applicants do not need to select the same or similar major at each UC.
- Each UC campus offers an undeclared/undecided option for freshman applicants.

**UNIVERSITY  
OF  
CALIFORNIA**

**Campuses & majors**

Choose majors



\* required

UC Irvine

Selected major
Not selected

Selected alternate major
Not selected

Browse by: **College** | Category

show closed majors

- > All Schools and Programs
- > Claire Trevor School of the Arts
- > Sue and Bill Gross School of Nursing
- > Program in Public Health
- > School of Biological Sciences
- > School of Education
- > The Henry Samueli School of Engineering
- > The Paul Merage School of Business
- > Interdisciplinary Studies
- > School of Humanities
- > School of Pharmacy and Pharmaceutical Sciences
- > Donald Bren School of Information and Computer Sciences
- > School of Physical Sciences
- > School of Social Ecology
- > School of Social Sciences
- > Undeclared Majors

Save & continue
Cancel


Once you've selected your campus choices, applicants will need to indicate a major selection for each campus. The default view is "College" view, which shows you all available majors by their college placement. By default, closed majors will not appear unless you choose to select the checkbox that reads "show closed majors".

*Note:* You do not need to select the same or similar major at each UC campus you've selected!

## Campuses and majors — Choosing your major(s)

### Category view


- If you are unsure of which college a particular major falls under, use category view to locate your major choice.



**Campuses & majors**  
Choose majors

UC Irvine

Browse by: [College](#) | [Category](#)



\* required

Selected major  
Not selected

Selected alternate major  
Not selected

show closed majors


- > Agriculture, Natural Resources and Environmental Studies
- > Architectural and Environmental Design and Planning
- > Art - Applied, Fine, Performing and Art History
- > Biological and Life Sciences
- > Business and Management
- > Communication
- > Engineering and Computer Science
- > Ethnic and Area Studies
- > Foreign Language and Literature
- > Health Professions
- > Humanities
- > Mathematics
- > Physical Sciences
- > Social Sciences
- > Undeclared, Special Programs, and Other

Save & continue
Cancel

If preferred, applicants can view available majors for each campus by “Category” instead of “College”. This may be helpful if you don’t know which college a particular major falls under.

*Note:* You do not need to select the same or similar major at each UC campus you’ve selected!


**Campuses and majors — Alternate major**

**Campuses & majors**  
Choose majors 

UC Irvine \* required

Selected major  
Not selected  
Selected alternate major  
Not selected

Browse by: [College](#) | [Category](#)  show closed majors

- > Agriculture, Natural Resources and Environmental Studies
- v Architectural and Environmental Design and Planning
- Environmental Engineering, B.S. Major Alternate major  
The Henry Samueli School of Engineering
- Urban Studies, B.A. Major Alternate major   
School of Social Ecology
- > Art - Applied, Fine, Performing and Art History
- > Biological and Life Sciences

**UNIVERSITY OF CALIFORNIA**

Students can select both a major and an alternate major.

If a campus is unable to offer the applicant a place in the first-choice major, they *may* consider them for an alternate major—be sure the alternate major is in a subject area that the student really wants to study (and in some cases, it should be in a different area of study than the primary major).

Note that not all campuses will consider students for an alternate major, and that some campuses may have restrictions on changing majors once admitted to that major.



## Campuses and majors — Supplemental application

UC Irvine

Selected major [Delete](#)  
Pharmaceutical Sciences, B.S.

Selected alternate major  
Not selected

Browse by: [College](#) | [Category](#)  show closed majors

- > Agriculture, Natural Resources and Environmental Studies
- > Architectural and Environmental Design and Planning
- ▼ Art - Applied, Fine, Performing and Art History

Art, B.A.

This major requires a supplemental application.  
Claire Trevor School of the Arts

[Major](#) [Alternate major](#)

UNIVERSITY  
OF  
CALIFORNIA


Some majors may require applicants to submit a supplemental application or materials. If so, applicants will see messaging in the UC application when selecting that major. Requirements and deadlines for supplemental applications will vary by campus and program.


### UC San Diego college ranking

If applying to UC San Diego, applicants must rank the colleges in order of their preference.

You must read about UCSD's college system before being able to rank them.

This information does not influence your chances of admission to UC San Diego!




Campuses & majors


#### Rank colleges

\* required

**UC San Diego college ranking \***

When we ask you to "rank" the colleges, we're asking you to state your preference for college assignment, should you be offered admission to San Diego. [Learn more about UC San Diego's college system.](#) 

Your rankings will **not** affect the evaluation of your application or your major selection.

Instructions: To re-order the list below, select a college and drag and drop it into a new position. You can also click on the arrows to reposition the colleges.

Rank	College		
1	Earl Warren College	▼	
2	Eighth College	▼	▲
3	Eleanor Roosevelt College	▼	▲
4	John Muir College	▼	▲
5	Revelle College	▼	▲
6	Seventh College	▼	▲
7	Sixth College	▼	▲
8	Thurgood Marshall College		▲

**San Diego colleges**

- If a student is applying to UC San Diego, they must rank the colleges in order of preference to have the best chance of assignment to the college of their choice
- The order of ranking of colleges does not affect the chances for admission to UC San Diego
- Boxes to rank the colleges only appear once the student clicks the "Learn more about UCSD college system" link (opens a pop-up window). Students should carefully read the information provided to understand the "theme" of each college at UC San Diego.
- All majors are available in all of the colleges.

*Note:* Jfhm&kmjzsjwlfizfyjntqjljxnfxya | snfr uzx%sjnmgwtmtti1vjxrijsj%  
 kfhnyjxkyfkkwintsx&jsjwfcjizhfytswjvzwrjsyx&fsianxyshy(j%izhfytscf  
 umtjxtum~3

---

## Academic history

UNIVERSITY  
OF  
CALIFORNIA



## 7<sup>th</sup> and 8<sup>th</sup> grade coursework

### 7<sup>th</sup> and 8<sup>th</sup> grade

- High school-level courses completed during the 7<sup>th</sup> and 8<sup>th</sup> grades can be used to fulfill the math and language other than English (LOTE) minimum requirement.
- These are the only subject areas that can be met with 7<sup>th</sup> or 8<sup>th</sup> grade coursework.

UNIVERSITY  
OF  
CALIFORNIA

Did you take any high school-level math courses in 7th or 8th grade?

No  Yes

You can select information about the course below. If you took more than one course in 7th or 8th grade, click the "Add another course" button. Remember, you should enter these courses only if you earned a grade of C or better.

Course name \*  Term period \*

Algebra I  
Geometry  
Algebra II  
Algebra II/Trigonometry  
Advanced Functions  
Mathematics I  
Mathematics II  
Mathematics III  
Trigonometry  
Statistics  
Pre-Calculus  
Calculus  
Discrete Math  
Finite Math  
Other Advanced Math

Full year  
Less than full year

language other than English in 7th or 8th grade?

Did you take any courses in a language other than English in 7th or 8th grade?

No  Yes

You can enter information about the course below. If you took more than one course, click the "Add another course" button. Remember, you should enter these courses only if you earned a grade of C or better.

Course name \*  Term period \*  Course category \*  Language \*

Full year  
Less than full year

Yr 1 Lang Other Than English  
Yr 2 Lang Other Than English  
Yr 3 Lang Other Than English  
Yr 4 Lang Other Than English

American Sign Language  
Arabic  
Armenian  
Chinese  
Farsi  
Filipino  
French  
German  
Greek  
Hebrew  
Hindi  
Hmong  
Italian  
Japanese  
Khmer  
Korean  
Latin  
Other Language  
Portuguese

International school experience

Did you attend school outside the United States for any part of 6th or 7th grade?

This excludes high school summer sessions, or American International or Department of Defense High School.

No  Yes

### Seventh/Eighth Grade

- 7<sup>th</sup> & 8<sup>th</sup> grade courses do not need to appear on the high school transcript.
- Math and Language other than English (LOTE) are the only subject areas that can be met by course work in middle school.
- UC will accept a geometry course completed in middle school.

Students who indicate that they attended school outside of the U.S. will be prompted to select the language of instruction for those years.

## High school attendance

### Adding a high school

- Enter all high schools you have attended since 9<sup>th</sup> grade.
- Search for your school by name, city or CEEB code.

UNIVERSITY  
OF  
CALIFORNIA

### Search for high school

Enter your school's name, city, or the school code. ⓘ

King

Search



Search results for: KING

Showing 21 to 26 of 26 entries

School name	City	School code	
MAKING WAVES ACADEMY	RICHMOND	054553	SELECT
MARTIN L KING HIGH SCHOOL	DAVIS	050733	SELECT
MARTIN LUTHER KING HIGH SCHOOL	RIVERSIDE	052567	SELECT
OASIS CONTINUATION HIGH SCHOOL	KINGSBURG	054328	SELECT
PACKINGHOUSE CHRISTIAN ACADEMY	REDLANDS	052611	SELECT
THE KINGS ACADEMY	SUNNYVALE	051514	SELECT

### Can't find your school?

Previous 1 2

- Make sure you have selected the correct location (In California, Outside California or Outside the U.S.).
- Check for any misspellings.
- Try entering just the unique words in the school name leaving out words such as high school, academy, charter, saint or abbreviated words like ST and HS.
- Use the [College Board](#) site to search for your school code.
- If you are home schooled or in an independent study program, enter the school that would grant your high school diploma.

Cancel

### High school attendance

- Remember to list every school attended beginning with 9<sup>th</sup> grade, even if 9<sup>th</sup> grade was considered “middle school.”
- Students can search for their schools by name, city or by CEEB code.
- If students can't find their school, it can be added by typing the full name of the school and clicking “Add”

## High school attendance continued

### Academic history

#### High school information



\* required

Below you'll need to tell us some basic information about this high school and when you attended it.

MARTIN LUTHER KING HIGH SCHOOL  
RIVERSIDE, CA  
School code: 052567

#### Specialized curriculum (if associated with this school)

- Career Pathway / Academy
- International Baccalaureate
- Magnet
- Other

#### When did you attend this high school? \*

Start date: --select-- --select--

End date: --select-- --select--

UNIVERSITY  
OF  
CALIFORNIA

#### What is this school's grading system? \*

When selecting your high school's grading system, please choose the system used by your school prior to COVID-19 disruptions. Even if you received Pass/No Pass or Credit/No Credit grades during the 2019-2020 or 2020-2021 academic years, you should still select your high school's pre-pandemic grading system such as ABCDF, 0-100 (U.S.) or 1-7 Int'l Bacc.

- A B C D F
- 0-100 (U.S.)
- 1-7 Int'l Bacc
- Other

#### What is this school's term system? \*

- Full year (1 final grade per year)
- Semester (2 final grades per year)
- Trimester (3 final grades per year)
- Quarter (4 final grades per year)

#### Is this the school you will graduate from? \*

- No  Yes

Save & continue

Cancel

### High school attendance (continued)

Once the correct high school has been selected:

- Enter the dates of attendance.
- Students can also choose a specialized curriculum on this screen.
- If this is the same school the student is going to graduate from, enter the certificate/diploma information.
- Enter the grading and term system for the school
  - *Note:* Multiple grading and term systems may be selected for one school
  - *Note:* Students should select the grading scale(s) typically used at their school, even if their school assigned Pass or Credit grades in spring/summer/fall 2020 and/or spring/summer 2021.

Be sure to repeat this process for every high school that you have attended since 9<sup>th</sup> grade!

## High school dates of attendance

When did you attend this high school? \*

Start date: August 2020

End date: June 2024

What grades did you attend this high school? \*

Grade *	Academic Year selection *	
9th	2020 - 2021	<input type="checkbox"/> I took summer courses after this grade
10th	2021 - 2022	<input type="checkbox"/> I took summer courses after this grade
11th	2022 - 2023	<input checked="" type="checkbox"/> I took summer courses after this grade
12th	2023 - 2024	<input type="checkbox"/> I took summer courses after this grade

[Add another grade](#)

UNIVERSITY  
OF  
CALIFORNIA

### High school attendance (continued)

Beyond the start and end dates, students will indicate which academic year they attended that school and for which grade. They also have the option to indicate whether they took any summer courses after each grade.

## Importing transcript data from a TES participating high school

**Academic history**  
Import courses & grades

Good news! You can save time by importing your courses and grades from this school:

**ARLETA HIGH SCHOOL**  
ARLETA, CA  
School code: 050068

**Import your courses & grades**  
You may be able to import information about your high school, your courses and your grades. We'll use your personal information and your 10-digit Statewide Student Identifier (SSID) to access records provided by your school.

**Review your California SSID**  
CA SSID: 9990000463 Edit

*The accuracy of the data submitted is the responsibility of the applicant. You should check any imported data against your official transcript.*

Import courses & grades Skip

UNIVERSITY OF CALIFORNIA

As of Fall 2022, transcript data of freshman applicants from school districts participating in TES (Transcript Evaluation Service) will be available for import into the academic history section of the application.

The import program will copy the school detail and coursework information. The applicant's school, name, date of birth and CA Student ID must match what is in the application for data to be successfully imported.



## Importing transcript data from a TES participating high school

**Academic history**  
High school information

There are some errors below.  
You can continue working and fix these errors, or you can skip this page and fix them later.

[Continue working](#) [Skip the page for now](#)

Below you'll need to tell us some basic information about this high school and when you attended it.

**Courses & grades imported**

You've successfully imported your high school information, courses and grades. Be sure to check all of your information for accuracy. When you see a red exclamation point, click "Edit" to confirm your information and save.

**Seeing inaccurate or incomplete information?**

You can make corrections manually. If you want to reimport, use the "Reimport courses & grades" link, but please note that this will delete all information for this school.

CA SSID : 9990000463  
[Reimport courses & grades](#)

The accuracy of the data submitted is the responsibility of the applicant. You should check any imported data against your official transcript.

**Academic history**  
11th grade

ARLETA HIGH SCHOOL  
ARLETA, CA  
School code: 050068

Grading system: A B C D F  
Term system: Full year (1 final grade per year)  
Semester

[Edit](#)

Please click "Edit" to review and make changes to your imported courses and grades.

2022 - 2023 academic year [Delete](#) [Edit](#)

Subject area/Course category	Course name	Hrs	Term	G1	G2	G3	G4	Language name
B-English	American Literature Composition	NH	Semester	A				
B-English	Contemporary Composition	NH	Semester	A				
C-Algebra II	Common Core Algebra 2 AB	NH	Semester	A				
F-Music	Instruments AB	NH	Semester	A				

[Continue](#)

UNIVERSITY  
OF  
CALIFORNIA

Once the import is complete, applicants will see the screen on the left. They will need to update the degree and dates of attendance information for the school.

Additionally, applicants must click "Edit" and review their courses and grades. Note that 11<sup>th</sup> grade courses may be missing due to "in progress" status and 12<sup>th</sup> grade courses and grades may be blank.

- It's very important that you enter your in-progress and planned coursework for the senior year!

## Course selection

### Selecting coursework

Beginning with 9<sup>th</sup> grade, enter all A-G coursework completed.

- Don't forget 12<sup>th</sup> grade coursework!
- Include all courses, even those that were repeated or not passed.

**Tip:** Have an unofficial copy of your high school transcript(s) handy for this section.

UNIVERSITY  
OF  
CALIFORNIA

### Academic history

#### 11th grade - Enter courses & grades

\* required

MARTIN LUTHER KING HIGH SCHOOL,  
RIVERSIDE, CA

School code: 052567

Grading system: A B C D F

Term system: Semester

Honors codes

AP - Advanced Placement

HL - UC-approved honors level

IB - International Baccalaureate

NH - Not honors

Grade Codes

NO - No course this term

2022 - 2023 academic year

- > 11th History/Social Science
- > 11th English
- > 11th Mathematics
- > 11th Science
- > 11th Language Other Than English
- > 11th Visual and Performing Arts
- > 11th College-Prep Electives

I don't see my courses.

Save & continue
Cancel

### High school coursework

- Courses are selected or entered by grade level beginning with ninth grade.
- First select the Subject Area/Course Category of the course to be entered (e.g., English, Math, etc.).
- Next, if a student is enrolled in a California high school, select from the course list for the school:
  - To see the courses, expand each subject area.
  - *Note:* New California high school courses being offered for the first time in the senior year may not appear on the school's course list until Oct. 1; if you don't see a new course on the list, remember to come back to add it later (but no later than Nov. 30) before submitting the application.
- Remember to enter your 12<sup>th</sup> grade courses in progress and planned; indicating that you have no coursework in 12<sup>th</sup> grade may imply that you have not met minimum admission requirements.
- Include all original courses/grades and enter repeated courses/grades for courses in which an original grade of D or F was earned and subsequently repeated.

## Entering grades

For all courses, enter the grade(s) received as they appear on your transcript.

Do not round your grades! UC does not use +/- grading, so a B+ or B- should be reported as a B.

If you only took a course for a single term, select "NO" for the term in which you did not take the course.

UNIVERSITY  
OF  
CALIFORNIA

2022 - 2023 academic year

▼ 11th History/Social Science

Course Name	Honors Type
<input type="checkbox"/> AP European History (AP)	AP
<input type="checkbox"/> AP Government and Politics United States (AP)	AP
<input type="checkbox"/> AP United States History (AP)	AP
<input type="checkbox"/> Principle American Democracy	NH
<input type="checkbox"/> U.S. History & Geography	NH
<input checked="" type="checkbox"/> U.S. History & Geography Hnrs	HL

Grade 1      Grade 2

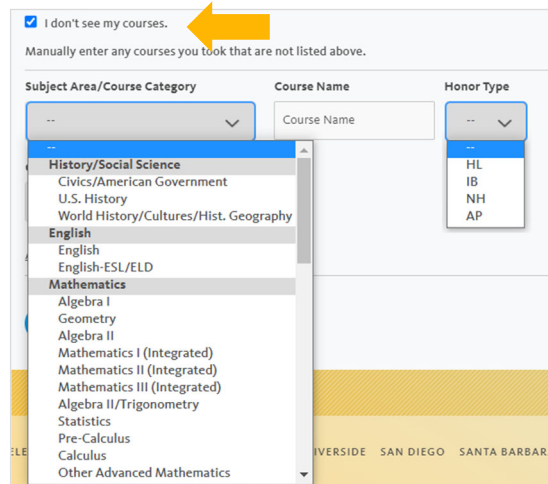
Grade 1	Grade 2
--	--
A	A
B	B
C	C
D	D
F	F
NO	NO

## High school grades

- If you entered multiple term types or multiple grading systems for a school, you'll need to choose the term type and grade system for each course.
- 12<sup>th</sup> grade course grades will default to "IP – In Progress" and "PL – Planned". If students have already graduated and have senior year grades, manually enter each grade.
- For courses that are only one semester long, select "NO" for the term for which the course was not offered (e.g. Economics offered fall term, for spring term select "NO").
- Include all original courses/grades and enter repeated courses/grades for courses in which an original grade of D or F was earned and subsequently repeated.
- *Note:* In response to the temporary suspension of the letter grade requirement in A-G courses, courses taken in COVID-19 terms (spring/summer/fall 2020 and spring/summer 2021) will allow students to select PS, NP, CR, and NC as grade options. PS, NP, CR and NC will not be available on the drop-down for years in which that alternate grading was not allowed.

## Entering coursework manually

For students who do not see their courses, or students not enrolled in a California high school, coursework must be entered manually as they appear on the transcript.



The screenshot shows a web form for manually entering coursework. At the top, there is a checked checkbox labeled "I don't see my courses." with a yellow arrow pointing to it. Below this is the instruction "Manually enter any courses you took that are not listed above." The form has three main sections: "Subject Area/Course Category", "Course Name", and "Honor Type". The "Subject Area/Course Category" dropdown menu is open, showing a list of categories including History/Social Science, English, and Mathematics. The "Course Name" field is empty and labeled "Course Name". The "Honor Type" dropdown menu is also open, showing options HL, IB, NH, and AP. At the bottom of the form, there are labels for "RIVERSIDE", "SAN DIEGO", and "SANTA BARBARA".

UNIVERSITY  
OF  
CALIFORNIA

**If students do not see their courses, and for all students not enrolled in a California high school,** courses must be manually entered as they appear on the student's academic record.

- When entries for each grade level are complete, click save and continue.
- Repeat this process for each grade level, including 12<sup>th</sup> grade.
- 12<sup>th</sup> grade course grades will default to "IP – In Progress" and "PL – Planned". If students have already graduated and have senior year grades, manually enter each grade.
- For courses that are only one semester long, select "NO" for the term for which the course was not offered (e.g. Economics offered fall term, for spring term select "NO").
- Include all original courses/grades and enter repeated courses/grades for courses in which an original grade of D or F was earned and subsequently repeated.
- Students who attended more than one school should be sure to enter courses under the correct school.

**For students attending school outside of California:** Report all courses and grades exactly as they would appear on official transcripts or academic records, including the type of honors, if applicable. Only courses clearly designated on your high school transcript/academic record as honors, AP, or IB should be reported as such. If there is no honors/AP/IB designation on the academic record, select NH (not honors).

*Presenter note:* Effective Fall 2024, the "HL" description display will read "Honors level" instead of "UC-approved Honors Level"

## College courses taken in high school

### Academic history

#### Colleges attended while in high school



\* required

If you took any college or university-level courses in high school, you'll need to enter them in this section.

You must enter all colleges you've attended while in high school—regardless of how long you attended, whether courses were completed or whether you believe your record will affect your chances for admission. Providing incomplete or incorrect information may jeopardize your UC admission or enrollment.



Add college

I don't have any colleges to add

UNIVERSITY  
OF  
CALIFORNIA


### College courses taken in high school

- If any college/university-level courses were completed while in high school, add the college information *after* the high school information. This includes courses completed through a dual enrollment or middle college program.
  - *Note:* Dual enrollment courses should NOT be reported in both the high school and college sections.
- The process is very similar to entering the high school information.

## College courses taken in high school

### Academic history

#### Find college



\* required

You'll need to add information about each college you attended, one at a time.  
First, tell us where your college is located and enter the name of your college.

Where did you attend college? \*

In California    Outside California (in the U.S.)    Outside the U.S.

Search for college

Enter college name, city or college code.

Search criteria \*

UNIVERSITY  
OF  
CALIFORNIA

### College courses taken in high school – finding a college


If courses were taken at a California Community College (CCC), a UC-transferable course list will appear.

- Select the course(s) taken, grade earned (or enter IP for In Progress, PL for Planned courses), and the A-G subject area in which the course fits.
- Only report courses taken for a letter grade; courses in which a Pass/Credit/No Credit grade were earned should not be included unless those courses were completed in a COVID term (winter/spring/ summer/fall 2020 and winter/spring/summer 2021)
- Non UC-transferable English and math courses can also be reported in this section of the application but will need to be entered manually.
  - If there are other CCC courses that are not UC-transferable, report them in the “Other coursework” area later in the application.
- **IF** college/university courses were not taken at a CCC, manually enter each course and grade earned as it appears on the official academic record from the college/university attended.

**Students must enter all UC-transferable, as well as non-transferable English and math, courses taken in A-G subject areas; missing/inaccurate information may be viewed as falsification and result in cancellation of the application.**

**Additional comments**

**Academic history**  
**Additional information**



\* required

**Additional comments**

If there's anything else you want us to know about your academic history, you can do so in the space below. But remember, you should use this space only if you want to describe anything that you have not had the opportunity to include elsewhere in this section (for example: a break in attendance, poor grades in a particular course or year, specific information about your school environment or policies that affect your academic record or choices for classes).

International applicants: If you selected Other as your school's grading system, please explain the grading system here.

550 characters remaining


[Save & continue](#)

**UNIVERSITY  
OF  
CALIFORNIA**

The additional academic comments text box is an opportunity for students to share any information about their academic history they want campuses to know. Campuses will use this information to better understand the student's academic context. This section is not required, but for applicants who choose to submit information, there is a 550-character limit.

This space could be used to discuss any significant impacts on your educational experience or context. For example, are AP/Honors-level courses at your high school limited to certain grade levels? Were you prevented from taking any intended courses due to a schedule conflict, school policy, or curriculum change? Did you experience any significant breaks in your school attendance?

*Note:* If your school changed its grading policy due to COVID-19, please include information on the change in this section.



**UC does not consider SAT, ACT or SAT Subject test scores when making admissions decisions or awarding scholarships.** Test scores submitted as part of the application may be used as an alternate method of fulfilling minimum requirements for eligibility or for course placement after matriculation at UC.

Students who plan to use test scores to meet a minimum subject requirement or for course placement should take their tests no later than December of the senior year/last year prior to high school/secondary school graduation.

**Students can self-report ACT, SAT and/or SAT Subject test scores in the admission application, but they must first submit the application without scores.** Once the application has been submitted, the student can log back into the application to report scores. If a student self-reports a test score, they should provide the official score report when they receive an offer of admission from UC.



## English language proficiency

Do you have any TOEFL, IELTS, DET, ACT or SAT tests (planned or completed) to report? \*

Yes  No

**Add English language proficiency tests**

You can enter your tests (including those that you're planning on taking) one at a time by selecting the type of test and then clicking the "Add test" button below. You'll be able to enter information about each individual test in the follow-up questions. When you have finished entering all of your scores, click "Save & continue."

Which test did you take or plan to take?

Test type \*

Test type \*

Test type \*

- TOEFL iBT
- IELTS-Academic
- Duolingo English Test
- ACT English Language Arts
- SAT Writing & Language

UNIVERSITY  
OF  
CALIFORNIA

### English proficiency exams

- Students who will have fewer than three years of high school in the U.S., whose primary language of instruction outside the U.S. was **not** conducted in English and who are not native English-speakers are required to self-report scores from an acceptable English language proficiency test (TOEFL, IELTS, or DET) in the application. Students may use scores from specific sections of the SAT or ACT to satisfy English proficiency in lieu of TOEFL, IELTS or DET.
- **Only students who need to demonstrate English proficiency should report SAT or ACT scores here.** Students who wish to report SAT or ACT scores for the purpose of meeting the Area B (English) subject requirements or for placement purposes after enrollment at UC will report their scores **AFTER** submitting the application.
- Official English proficiency or SAT/ACT scores are not required unless/until a student is offered admission to UC. Students will then submit their official scores directly to the campus where they intend to enroll.

---

# Activities & awards

UNIVERSITY  
OF  
CALIFORNIA




## Activities & awards


Applicants can enter up to 20 activities across 6 categories.

Enter the activities and categories that best reflect your interests and achievements.

Students are not required to have an entry for each category.



### Activities & awards



**Add activities & awards**

\* required

You can enter your activities and awards one at a time. First, select a category from the dropdown menu below. Once you've selected a category, you'll be able to tell us more about the activity or award in the follow-up questions.

**Description of categories**

**Award or honor:** We want to know about the awards and honors you've received that mean the most to you.

**Educational preparation programs:** Any programs or activities that have enriched your academic experiences or helped you prepare for college. ⓘ

**Extracurricular activity:** These could include hobbies, clubs, sports or anything else you haven't had the chance to tell us about.

**Other coursework:** These are courses other than those required for UC admission (courses that do not fit in UC's "a-g" subject areas). ⓘ

**Volunteering / Community service:** These are activities you've donated time and effort to without getting paid.

**Work experience:** This is for telling us about any paid jobs or paid internships you've had. ⓘ

**Activity/Award [1]**

Category\*

-- select --

-- select --

Award or honor

Educational preparation program

Extracurricular activity

Other coursework

Volunteer / Community service

Work experience

### Activities and awards

- There are six categories in the Activities and Awards section of the application. Choose experiences that have meaning, illustrate interests, and/or demonstrate leadership.
- Students will have twenty spaces to enter their activities
- Not all 20 entries have to be from the same category. Students should do their best to categorize activities in a way that makes sense to them. We wanted to allow students the flexibility and choice to enter the activities that best reflect **their** interests and achievements.
- Additionally, applicants don't need to have something in each of the categories.

**Other coursework-** Academic courses that do not fit in the A-G categories of history/social science, English, math, laboratory science, language other than English (foreign language), and/or visual and performing art should be reported in this section. Examples include leadership courses or religion courses. Do not include non-academic courses, such as PE, office/teacher assistant, etc.

**Educational preparation programs** – Programs include but are not limited to: AVID, Upward Bound, and Gear Up. A list of common programs appear in a drop-down menu. If a program is not included, manually enter it.

**Community Service** – Consistent participation over time may indicate commitment and dedication.

**Work Experience** – Demonstrates time management, responsibility and perhaps leadership.

**Awards & Honors** – Awards which are significant in nature – county-wide, state-wide and national - indicate a high level of achievement with significant competition. School-based awards are more meaningful to readers if context is provided, such as "5<sup>th</sup> place out of 500 students", but even "perfect attendance" can be insightful.

**Extracurricular Activities** –Continued participation over time indicates passion, commitment, and sometimes leadership. Enter details about each activity.

### Activities and Awards Pro-Tips:

- Avoid using acronyms for names of clubs or awards.
- Explain level of involvement in detail. Remember, what's important is what YOU did, not just what the activity is.
- Avoid listing the same activity in more than one section. Students should not repeat the entries, even if they might fit into more than one category.
- If an applicant did not have the time/opportunity to participate in school and/or community activities, volunteer/paid employment, explain to application readers why – how else did the applicant use their time and was it a choice or a requirement? For example: caring for siblings, elder-care, commitment to doing homework (research projects, papers, etc.). We understand that students are gaining valuable life experience and consider that as part of our comprehensive review.

**Activities & awards**

When describing the activity, focus on your **role, responsibility** and **accomplishments** rather than just describing the activity itself.

Don't forget to select the 12<sup>th</sup> grade checkbox if you plan to continue this involvement in your senior year!

**UNIVERSITY OF CALIFORNIA**

**Activity/Award [1]**  
Category\*  
Educational preparation program

What was the program name? \*  
-- select --

**Briefly describe the program. \***  
Think about the program's main focus, your experience, and what you accomplished and learned while participating in the program.

350 characters remaining

**When did you participate in the program? \***  
If you participated in the program during the summer, select the grade you were in before that summer.

9th grade  
 10th grade  
 11th grade  
 12th grade  
 After 12th grade

**How much time did you spend in the program? \***  
Hours spent per week:   
Weeks spent per year:

**Save & continue** Cancel

It is important for students to remember to describe their **role, responsibilities and accomplishments** in the activity rather than focusing on describing the activity itself.

## Educational prep programs

--select--

- ATDP (Academic Talent Development Program)
- Cal-SOAP
- CAMP (California Alliance for Minority Participation in Science)
- CBOP (Career Based Outreach Program)
- COSMOS
- C-STEM
- Early Academic Outreach Program (EAOP)
- Educational Guidance Center (EGC)
- Educational Talent Search
- GEAR UP
- MESA (Mathematics, Engineering, Science Achievement) including MESA Schools Programs, SUCCESS Through Collaboration and California Community College Program
- PDP (Professional Development Program)
- Puente Program
- UC Merced Transfer Initiative Programs
- UC Scholars
- UCLA Community College/SITE
- UCLA VIP Scholars Program
- UCSC SAGE (Students Acquiring "A-G" Expectations)
- UCSF Internships
- Upward Bound
- Young Entrepreneurs at Haas
- Other

**UNIVERSITY  
OF  
CALIFORNIA**

If you took part in an educational preparation program, select the program from the list. If your program is not listed, choose "Other" and manually enter the name of the program.

# Scholarships



## Scholarships & programs

Apply for scholarships directly within the UC application by selecting those which match your characteristics, interests and background.

Explore scholarship options by category. You can select as many options for consideration as you choose.

UNIVERSITY  
OF  
CALIFORNIA

## Scholarships & programs

### Apply for scholarships



You can apply to a number of UC scholarships (that means free money) right here in the application. The scholarships listed below are awarded to students with specific backgrounds, academic interests or career objectives. If you don't see any categories that are relevant to you, don't worry. In addition to these scholarships, each campus and many alumni associations award a variety of scholarships that recognize students' achievement and potential.

You'll also need to file a [Free Application for Federal Student Aid \(FAFSA\)](#) or a [California Dream Act Application](#) (if you're an undocumented student) to be considered for every type of financial aid possible, including the scholarships listed below. International students should not file these.

Click on a category to view the list of scholarships and check the boxes for the scholarships that you'd like to apply to.

[Expand All](#)

- > Academic major or interest
- > Affiliation with group, program or organization
- > Ancestry and descendants
- > Career plans
- > Ethnicity, national origin or religion
- > Extracurricular activities & work experience
- > Family circumstances and relationships
- > Health / disabilities
- > School or geographic affiliation
- > Transfer students

### Scholarships

- All UC campuses offer scholarships for students who meet specific criteria.
- The applicant should review each scholarship choice and select all those that match their characteristics, interests, and background. There is no limit to the amount of scholarships students can select.
- Research other campus-based scholarships in the link provided at the bottom of the screen.
- *Note:* Not all scholarships listed are available at every campus.

# Personal Insight Questions (PIQ)

UNIVERSITY  
OF  
CALIFORNIA



## PIQs

### Personal Insight Questions (PIQs)

- Respond to 4 of the 8 prompts
- All questions hold equal value
- 350 words maximum per response
- Focus on the content, not the style, of your writing
- May be used for admission and scholarship consideration

UNIVERSITY  
OF  
CALIFORNIA



Another opportunity for us to learn more about you is within the Personal Insight Questions (PIQs). This is the written section of the UC application. Think of this as your opportunity to share additional and more detailed information that cannot be found elsewhere in the UC app, including what circumstances/experiences have shaped your academic/personal experiences.

Applicants must respond to four (4) of the eight (8) prompts. All questions have equal value, so respond to the questions that are most relevant to you and your experiences!

Keep in mind, these are not essays. With only 350 words allowed per response, your PIQ responses should be direct and literal. Focus on what information you are sharing in your responses, not the style of your writing. Readers will not be evaluating these like a writing sample. This is an important part of the UC application and the campus review, so be sure that you are taking your time and using the available resources to maximize this section.

There is also an “Additional Comments” field in the UC application. That can be used if there is important information that you didn’t get to share elsewhere in the application that you want the campuses to know. This is also not an essay, so you can be direct. Do not use this section to answer a fifth PIQ question!

Remember that these are **personal** insight questions—about the student.

- It is not an English essay.
- Admission staff want to learn what the student did and why; what the student learned and how the student applied what was learned to aspects of their life.
- Students should use “I” statements – I did this, I chose to do that, I learned about . . . . It’s their one opportunity to ensure we get to know them.
- Information on impacts of COVID-19 could be discussed in the additional comments, to allow for students to use the PIQs to tell admission readers about themselves.

More details and guidance on the Personal Insight Questions can be found at [admission.universityofcalifornia.edu/how-to-apply/applying-as-a-freshman/personal-insight-questions.html](https://admission.universityofcalifornia.edu/how-to-apply/applying-as-a-freshman/personal-insight-questions.html)

**PIQs**

- Work on your PIQ responses in a separate document to check for spelling and grammatical errors. Once ready, copy and paste them into the UC application.

**UNIVERSITY OF CALIFORNIA**


**Personal insight**

Personal insight questions

Please respond to any 4 of the 8 questions below.

We realize that not all questions apply to all applicants, so be sure to select the 4 questions that you believe give us the best information about you.

All 8 questions are given equal consideration in the application review process. Responses to each question should be between 250-350 words.



\* required

Personal insight questions

Want a copy of the personal insight questions emailed to you? It's a good idea to work on these before you enter them in the application.

[Email questions](#)

Please answer any 4 questions below

1. Describe an example of your leadership experience in which you have positively influenced others, helped resolve disputes, or contributed to group efforts over time. Answer
2. Every person has a creative side, and it can be expressed in many ways: problem solving, original and innovative thinking, and artistically, to name a few. Describe how you express your creative side. Answer
3. What would you say is your greatest talent or skill? How have you developed and demonstrated that talent over time? Answer
4. Describe how you have taken advantage of a significant educational opportunity or worked to overcome an educational barrier you have faced. Answer
5. Describe the most significant challenge you have faced and the steps you have taken to overcome this challenge. How has this challenge affected your academic achievement? Answer
6. Think about an academic subject that inspires you. Describe how you have furthered this interest inside and/or outside of the classroom. Answer
7. What have you done to make your school or your community a better place? Answer
8. Beyond what has already been shared in your application, what do you believe makes you a strong candidate for admissions to the University of California? Answer


[Continue](#)

This is a screen shot of the PIQ page. The word count is listed here, and students can opt to have the PIQ questions emailed to them on this screen.

Applicants should work on their PIQ responses in a separate document (e.g., Word document) and then copy and paste them into the UC application once ready. The UC application does not allow for tools such as grammar and spell check!

**Additional comments**

**Personal insight**  
**Additional comments**

 \* required

If there's anything else you want us to know about you, now's your chance. But remember, you should use this space only if you want to describe anything that you have not had the opportunity to include elsewhere in the application. This shouldn't be an essay, but rather a place to explain unusual personal or family circumstances, or anything that may be unclear in other parts of the application.

550 words remaining

Save & continue

UNIVERSITY  
OF  
CALIFORNIA

Students can use the additional comments section to explain any situation, circumstance or experience that does not appear anywhere else in the application or is not fully explained in the application. Students can use this space if they have been significantly impacted (beyond what all other students have experienced) by the COVID-19 pandemic or by any of the various social justice movements. The Additional Comments section is not an opportunity for an additional essay.

---

# Submitting the UC application

UNIVERSITY  
OF  
CALIFORNIA



## Review and submit

Before you submit your application, be sure to take the time to review each section.

Only minimal personal information can be updated once the application has been submitted!

**UNIVERSITY OF CALIFORNIA**

### Review & submit

Here's your chance to review all of the information you've entered in the application. If you've skipped or missed any required questions, you'll see a "To do" button next to the page below.

Before you submit your application, you should review all the pages and sections below, even if they are marked as complete (indicated with a checkmark). Remember, we want to learn as much about you as possible — so it's a good idea to fill out as much as you can and review all the information you'll be sharing with us.

Fall quarter/semester 2024

[Expand all](#) [Print version](#)

> About you	✓
> Campuses & majors	✓
> Academic history	✓
> Test scores	✓
> Activities & awards	✓
> Scholarships & programs	✓
> Personal insight	✓

[Start submission](#)

### Review and submit

Before submitting the application, students will have the opportunity to review each section. A check mark appears beside the section to indicate that section is complete.

**Important:** Very little personal information can be updated once the application has been submitted. Students should carefully review the application and ensure it is thorough and complete.

**Missing information**

Fall quarter/semester 2024 Print version

- > Expand all
- > About you ✓
- > Campuses & majors ✓
- > Academic history ✓
- > Test scores ✓
- > **Activities & awards**
- Activities/Awards To do
- > Scholarships & programs ✓
- > Personal insight ✓

Start submission

**UNIVERSITY OF CALIFORNIA**

---

**Academic review** Sign & release Payment

**Academic review** \* required

We want to do one last check to make sure your academic information is accurate. If you have missing coursework or gaps in education, you'll need to confirm the information is correct before you can continue with the submission process.

**Subject (A-G) requirements**

One of UC's admission requirements is completing a minimum of 15 college-preparatory courses (A-G courses or subject requirements), with at least 11 finished before the beginning of your senior year (or last year of secondary school). You can also meet these [subject requirements](#) by completing specific college courses or earning certain scores on SAT, AP or IB exams.

The table below shows the number of subject requirements that you are missing based on the information you provided in "Academic history" and "Test scores."

Subject	Number of missing requirements
History / Social sciences	0
English	0
Mathematics	1
Science	0
Language other than English	0
Visual and performing arts	0
College-prep electives	0

You've met all the subject requirements. Click "Save & continue" to go to the next part of the submission process.

Save & continue Back

### Review and submit

Students will be prompted to correct any errors before they can continue with the submission process.

### Missing Information

Students will be able to see what is missing on the application after the warning screen. This screen shot is an example of a student missing a year in the Math subject area.

**Missing information**

### Missing coursework

**Missing coursework in subject area**

Based on the information you provided in "Academic history," your high school coursework does not meet the subject requirements listed below. Even though you may have satisfied the subject requirement through your exams (for example, through your SAT, AP or IB exam scores – which the table above takes into account), we want you to confirm that the coursework you reported is accurate.

If any of these missing requirements are incorrect, click on the button below to return to "Academic history" to edit your courses.

Otherwise, please check the box below each subject requirement to confirm your courses are accurately reported.

[Edit "Academic history"](#)

**Mathematics**

I confirm that I don't have the courses that satisfy the mathematics requirement. \*  
Geometry requirement is not met.

[Save & continue](#) [Back](#)

**UNIVERSITY  
OF  
CALIFORNIA**

If the student sees the missing coursework error, they have the option of editing the Academic History or confirming that the information is correct.

Missing coursework will not prevent the student from submitting the application, as long as they confirm that the information is correct.

Academic review
Sign & release
Payment

### Billing summary and fee waiver

- There is an \$80 applicant fee per campus (\$95 for international applicants).
- If eligible for the UC application fee waiver, that will be noted on this screen. Applicants must accept the fee waiver.
- Application fees may be paid by credit card or check.

#### Billing summary \* required

Please review your campus selections and application fees below.  
The application fee is \$80.00 for each UC campus.

Selected campus	Fee
Berkeley	\$ 80.00
Irvine	\$ 80.00
Los Angeles	\$ 80.00
Riverside	\$ 80.00
Santa Cruz	\$ 80.00
<b>Total due</b>	<b>\$ 400.00</b>

#### Fee waiver

You've qualified for a UC application fee waiver.  
The fee waiver allows you to apply to up to four campuses for free.

Would you like to accept the fee waiver? \*

Yes     No

#### Continue to payment \*

Application fees are not refundable. Once your application has been submitted, you are expected to pay for all your campus choices, even if you cancel a campus at a later date.

Before proceeding to the payment process, you must agree to the following statement(s):

I understand that I am responsible for paying all appropriate application fees and that my application will not be processed unless I submit the fees, or an approved fee waiver, by the date requested.

I reviewed my application in its entirety, and made all necessary updates and corrections. I understand that I won't be able to change most of the information in my application once I submit it. I am ready to pay and submit.

#### Application Fees:

- For U.S. citizens or permanent resident students, the application fee is \$80 per campus.
- For International and non-immigrant applicants, the application fee is \$95 for each campus selected.
  - If an international or non-immigrant student currently attends school in the U.S., however, they may be eligible to pay the lower application fee of \$80 per campus.
- The application tool will advise of the fee amount on this page.

#### Fee Waiver:

- A fee waiver is automatically calculated for California and domestic residents. The fee waiver calculator is activated from answers about the applicant's family size and income.
- If a fee waiver is granted, **the applicant must select "Yes" to accept the fee waiver.**
- If an applicant decides not to answer those questions, they *may* qualify for a fee waiver but would not receive one.

If the applicant makes a mistake on the family income amount, they can correct the information with an 'edit' button; eligibility for the fee waiver will automatically re-calculate with the revised information .

#### Fee Waiver Eligibility

- For U.S. citizens or permanent residents or students who have attended a CA high school for at least 3 years, if students meet the low-income criteria used to qualify for free and reduced lunch, they will qualify for a UC application fee waiver for up to 4 campus choices but will be responsible for payment for any additional campus(es) to which they choose to apply.
- Students in California on a visa are not eligible for the UC application fee waiver.
- UC also accepts the College Board, ACT or NACAC fee waiver. Only one waiver may be used.

#### Payment:

- Application fee payment is required and non-refundable.
- Payment may be submitted by credit card in the application tool; **or** by mailing a check or fee waiver if a student didn't qualify for the UC application fee waiver but meets criteria established by the waiver provider.



## Release authorizations and Statement of Integrity

Release authorizations	Electronic signature and Statement of Integrity *
<p>If you agree with a statement below, check the box next to it. These conditions are all optional and not agreeing will not affect your admission to the university. Not agreeing with a condition may have other consequences, so please read each one carefully. You may log back in to your application at any time to change these preferences.</p> <p><input type="checkbox"/> I authorize the University of California to release application information, including copies of my application, to outside agencies that award scholarships. <i>Without this authorization, your application will not be shared with outside agencies that provide scholarships.</i></p> <p><input type="checkbox"/> I authorize the University of California to release biographical information from my application (including information regarding my ethnicity and sexual orientation) to recognized UC organizations and alumni groups that may wish to contact me before and after admission decisions are made.</p> <p><input type="checkbox"/> I authorize the University of California to release to my school or college counselor/counseling office (or sponsoring agency) information regarding my application, including transcripts and other supporting documents, as they relate to my admission and scholarship status. <i>If you do not check the box, UC may not inform your school or counselor whether you have applied or been admitted.</i></p> <p><input type="checkbox"/> I authorize the University of California to release to my parents/legal guardian or spouse information regarding my application, including transcripts and other supporting documents, as they relate to my admission and scholarship status. <i>Without this authorization, information regarding your application will not be disclosed to your parents/legal guardian or spouse. For example, if you do not check the box, they cannot inquire about the receipt of your application, transcripts or other supporting documents, nor inquire about the status of your application.</i></p> <p><input type="checkbox"/> If I submit a Statement of Intent to register at a University of California campus, I authorize the release of my Smarter Balanced Assessment English Language Arts (ELA) score to the University of California to assist in determining whether I have met the Entry Level Writing Requirements and/or what supports I may need to successfully engage in writing courses at the University of California.</p>	<p>By submitting this application, you authorize the University of California to release application information, including copies of your application, to any UC campus for admission or scholarship consideration.</p> <p><a href="#">View Statement of Integrity (PDF)</a> </p> <p><input type="checkbox"/> I certify that my application and all information submitted during the admission process — including my academic record, personal statement, awards, activities, and supporting materials — are my own work, factually true and correct, and honestly presented. I understand that I am responsible for the accuracy of the application and that the University of California may verify the information.</p> <p>I further understand that withholding information or giving false information or other misconduct prior to enrollment as described in the <a href="#">UC Policy on Student Conduct and Discipline</a>  and <a href="#">UC Policy on Sexual Violence and Sexual Harassment</a>  may be cause for denial of admission, withdrawal of an admission offer, registration cancellation, expulsion, or revocation of a University of California degree.</p> <p>Date that you are submitting this application: June 27, 2023</p> <p><a href="#">Save &amp; continue</a> <a href="#">Back</a></p>

## Release authorizations and Statement of Integrity

The application cannot be submitted without the applicant's electronic signature and acknowledgement of the Statement of Integrity.

The Statement of Integrity is to affirm that all information in the application is accurate and the personal insight responses were written by the applicant. **If information is withheld, such as poor grades, or falsification is detected, the application is subject to cancellation.**


### Signature Releases

- Review and check the release authorizations to share application information with scholarship agencies, parent/guardian, counselors and/or UC organizations and alumni groups.
- Electronically sign and date the application to verify accuracy and acknowledge that the applicant is the author of their personal insight responses.
- The electronic signature also authorizes the release of official examination score(s), if submitted, to all UC campuses to which the student applied.
- Information in the application is subject to verification. If an applicant is selected for verification, non-compliance will result in cancellation of the application and the application fee will not be refunded.

## Submission confirmation

**After submission, be sure to make note of the following:**

- Application ID
- Date submitted
- Payment method
- Confirmation ID



GOOD JOB!

■■■■, you did it! You've successfully submitted your UC application! Before you leave, make sure to review the information below about your payment and what steps to take after you submit.

### Submission confirmation

Here's a summary of your application and fees. Please print a copy of your submission confirmation and your application using the buttons below. You'll want to keep both of these documents for your records. You will also receive an email at ■■■■ with this information.

Selected campus	Fee
Berkeley	\$ 80.00
Irvine	\$ 80.00
Los Angeles	\$ 80.00
Riverside	\$ 80.00
Santa Cruz	\$ 80.00
<b>Subtotal</b>	<b>\$ 400.00</b>
<b>Fee waiver</b>	<b>- \$ 320.00</b>
<b>Total paid</b>	<b>\$ 80.00</b>

Application ID:  
Date submitted: 07/13/2023  
Payment method: Credit Card  
Confirmation ID: 6892826864666173403005

[Print a receipt](#)

[View & print your application](#)

Students should keep their application ID in a secure place, as this will be used throughout the admission process, including decision release occurring in the spring.

This screen will show the complete list of campuses applied to, fees, fee waiver, application ID, date submitted, and payment method. Applicants will also receive confirmation via email.

## After submission

Once submitted, applicants can log back into their UC application to view the available options listed in the navigation menu.

Changes to the UC application are limited once submitted.



## Application status

Submitted application

Fall quarter/semester 2024

Application ID: 2900130

Submit date: 07/10/2023

Campuses applied to:

Campus	Date Forwarded
UC Berkeley	
UC Irvine	
UCLA	
UC Riverside	
UC Santa Cruz	

View fees & payments

View application

Add a campus choice

Update personal information

Update ACT & SAT tests

Update SAT subject tests

Update English language proficiency test

Update IB exams

Update AP exams

Update international exams

Update release authorization

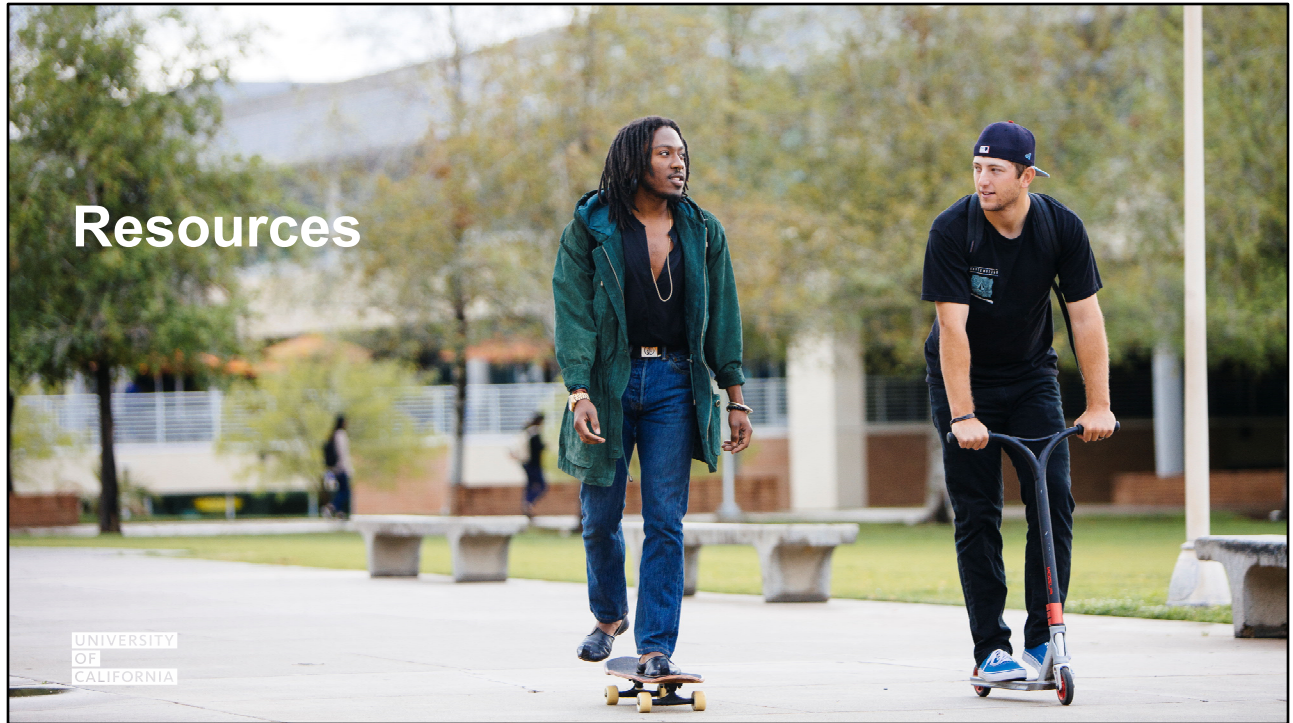
View how your application is reviewed

## Application Status

After submission, a student can log back into their application and see the following menu. Here students can see when their application was forwarded to the campus. Updates can be made in any of the sections listed on this screen, so keep in mind that Academic History and adding Activities and Awards or editing the PIQs is not an option once you submit.

*Note:* Students who wish to self-report SAT, ACT or SAT Subject test scores for the purpose of meeting the Area B (English) or for placement after enrollment can use the “Update ACT & SAT tests” or “Update SAT subject tests” to report their scores. They cannot report scores during the original submission of the application.

# Resources



Need assistance?

If you have questions, contact the application help desk at [ucinfo@applyucsupport.net](mailto:ucinfo@applyucsupport.net)

Or call the UC Application Center:  
Within the U.S.: (800) 207-1710  
Outside the U.S.: (925) 298-6856



Helpdesk hours:

Monday-Friday: 10am-6pm PST

Saturday & Sunday: Closed

November & December hours:

November 1-18: Monday-Friday, 8 a.m.-10 p.m. PST

November 21-23: 8 a.m.-11 p.m. PST

November 25-27: 8 a.m.-11 p.m. PST

November 28-30: 8 a.m.-midnight PST

December 1: 8 a.m.-6 p.m. PST

Closed on the following holidays:

Nov. 24, Dec. 26 & Jan. 2

The UC application Help Center is available to help students navigate and complete the UC application.

## **Freshman admission resources**

### **General admission information**

[admission.universityofcalifornia.edu](https://admission.universityofcalifornia.edu)

### **UC admission requirements**

[admission.universityofcalifornia.edu/admission-requirements/freshman-requirements](https://admission.universityofcalifornia.edu/admission-requirements/freshman-requirements)

### **UC admission selection process**

[admission.universityofcalifornia.edu/how-to-apply/applying-as-a-freshman/how-applications-are-reviewed.html](https://admission.universityofcalifornia.edu/how-to-apply/applying-as-a-freshman/how-applications-are-reviewed.html)

### **Filling out the UC application**

[admission.universityofcalifornia.edu/how-to-apply/applying-as-a-freshman/filling-out-the-application.html](https://admission.universityofcalifornia.edu/how-to-apply/applying-as-a-freshman/filling-out-the-application.html)



## Campus admission contacts

- UC Berkeley** | [admissions.berkeley.edu](https://admissions.berkeley.edu)
- UC Davis** | [ucdavis.edu/admissions/undergraduate](https://ucdavis.edu/admissions/undergraduate)
- UC Irvine** | [admissions.uci.edu](https://admissions.uci.edu)
- UCLA** | [admission.ucla.edu](https://admission.ucla.edu)
- UC Merced** | [admissions.ucmerced.edu](https://admissions.ucmerced.edu)
- UC Riverside** | [admissions.ucr.edu](https://admissions.ucr.edu)
- UC San Diego** | [admissions.ucsd.edu](https://admissions.ucsd.edu)
- UC Santa Barbara** | [admissions.ucsb.edu](https://admissions.ucsb.edu)
- UC Santa Cruz** | [admissions.ucsc.edu](https://admissions.ucsc.edu)

UNIVERSITY  
OF  
CALIFORNIA



---

Thank you

UNIVERSITY  
OF  
CALIFORNIA