


2016-17



**LOOKING AT DATA**

**THROUGH THE**

**LOCAL CONTROL FUNDING FORMULA**

**(LCFF)**

**LENS**



## 2016-17 STATE PERFORMANCE INDICATORS

	<u>Status</u>	<u>Change</u>
Graduation Rate	4-year cohort graduation rate	Status compared with average 4-year cohort graduation rate for 3 years prior to "Status" year
Suspension Rate	Pupils suspended at least once in school year divided by number of enrolled students	Status compared with pupils suspended at least once in school year divided by number of enrolled students in year prior to "Status" year
English Learner Proficiency	Percent of ELs that moved up at least one CELDT level or that were reclassified	Status compared with percent of ELs that moved up at least one CELDT level or that were reclassified for 3 years in year prior to "Status" year
English Language Arts Assessment	Proficiency rate on English Language Arts Smarter Balanced Assessment for grades 3-8	Status compared with proficiency rate on English Language Arts Smarter Balanced Assessment for grades 3-8 in year prior to "Status" year
Mathematics Assessment	Proficiency rate on Mathematics Smarter Balanced Assessment for grades 3-8	Status compared with proficiency rate on Mathematics Smarter Balanced Assessment for grades 3-8 in year prior to "Status" year
College & Career Readiness	<i>There will be no performance category provided for this state performance indicator in January 2017.</i>	
Chronic Absenteeism	<i>There will be no performance category provided for this state performance indicator in January 2017.</i>	

# 2016-17 COHORT GRADUATION RATE REFERENCE CHART

Graduation Rate (All LEAs and High Schools)		CHANGE (PRIOR 3 YEAR AVG)				
		Declined Significantly by more than 5%	Declined by 1% to 5%	Maintained Declined or improved by less than 1%	Increased by 1% to less than 5%	Increased Significantly by 5% or more
STATUS (2014-15)	Very High 95% or greater		Blue	Blue	Blue	Blue
	High 90% to less than 95%	Orange	Yellow	Green	Green	Blue
	Medium 85% to less than 90%	Orange	Orange	Yellow	Green	Green
	Low 67% to less than 85%	Red	Orange	Orange	Yellow	Yellow
	Very Low Less than 67%	Red	Red	Red	Red	Red

# 2016-17 SUSPENSION RATE REFERENCE CHART

*Applicable to Unified School Districts Only*

Suspension Rate (Unified School Districts Only)		CHANGE (PRIOR YEAR)				
		Increased Significantly by more than 2%	Increased by 0.3% to less than 2.0%	Maintained Declined or increased by less than 0.3%	Declined by 0.3% to less than 2.0%	Declined Significantly by 2.0% or more
STATUS (2014-15)	Very Low 1.0% or less	/	Green	Blue	Blue	Blue
	Low Greater than 1.0% to 2.5%	Orange	Yellow	Green	Green	Blue
	Medium Greater than 2.5% to 4.5%	Orange	Orange	Yellow	Green	Green
	High Greater than 4.5% to 8.0%	Red	Orange	Orange	Yellow	Yellow
	Very High Greater than 8.0%	Red	Red	Red	Orange	Yellow

# 2016-17 ENGLISH LEARNER REFERENCE CHART

ENGLISH LEARNER (All LEAs and all Schools)		CHANGE (PRIOR YEAR)				
		Declined Significantly by more than 10.0%	Declined by 1.5% to 10%	Maintained Declined or improved by less than 1.5%	Increased by 1.5% to less than 10.0%	Increased Significantly by 10.0% or more
STATUS (2014-15)	Very High 85% or greater	Yellow	Green	Blue	Blue	Blue
	High 75% to less than 85%	Orange	Yellow	Green	Green	Blue
	Medium 67% to less than 75%	Orange	Orange	Yellow	Green	Green
	Low 60% to less than 67%	Red	Orange	Orange	Yellow	Yellow
	Very Low Less than 60%	Red	Red	Red	Orange	Yellow

**Academic Indicator – ELA**  
**Change in Average Distance From Level 3 (MET)**

Average Distance From Level 3 (MET)	Level	<b>Declined Significantly</b> by more than 15 points	<b>Declined</b> by 1 to 15 points	<b>Maintained</b> Declined by less than 1 point or Improved by less than 7 points	<b>Increased</b> by 7 to less than 20 points	<b>Increased Significantly</b> by 20 points or more
	<b>Very High</b> 45 or more points above	Yellow	Green	Blue	Blue	Blue
	<b>High</b> 10 above to less than 45 points above	Orange	Yellow	Green	Green	Blue
	<b>Medium</b> 5 below to less than 10 points above	Orange	Orange	Yellow	Green	Green
	<b>Low</b> More than 5 below to 70 points below	Red	Orange	Yellow	Yellow	Yellow
	<b>Very Low</b> More than 70 points below	Red	Red	Red	Orange	Yellow

NOTE: The cut scores include a change to the 5X5 grid compared to other state indicators. The *Low Status/Maintained Change* box is Yellow, instead of Orange. This adjustment was necessary to establish an appropriate distribution across the five performance levels, particularly in light of the criteria for determining LEA eligibility for technical assistance, which are Red on one assessment and Red or Orange on the other.

## Academic Indicator - Mathematics

### Change in Average Distance From Level 3 (MET)

Average Distance From Level 3 (MET)	Level	Declined Significantly by more than 10 points	Declined by 1 to 10 points	Maintained Declined by less than 1 point or Improved by less than 5 points	Increased by 5 to less than 15 points	Increased Significantly by 15 points or more
	<b>Very High</b> 35 or more points above	Yellow	Green	Blue	Blue	Blue
	<b>High</b> 5 below to less than 35 points above	Orange	Yellow	Green	Green	Blue
	<b>Medium</b> More than 5 points below to 25 points below	Orange	Orange	Yellow	Green	Green
	<b>Low</b> More than 25 points below to 95 points below	Red	Orange	Yellow	Yellow	Yellow
	<b>Very Low</b> More than 95 points below	Red	Red	Red	Orange	Yellow

NOTE: The cut scores include a change to the 5X5 grid compared to other state indicators. The *Low Status/Maintained Change* box is Yellow, instead of Orange. This adjustment was necessary to establish an appropriate distribution across the five performance levels, particularly in light of the criteria for determining LEA eligibility for technical assistance, which are Red on one assessment and Red or Orange on the other.

# QUIZ TIME

1. GOLDEN USD's COHORT GRADUATION RATE FOR 2014-15 was 91.5%

- 2013-14 - 91.7%
- 2012-13 - 91.9%      PRIOR THREE YEAR AVERAGE: 90.6%
- 2011-12 - 88.1%

What is GOLDEN USD's 2014-15 COHORT GRADUATION RATE LCFF score?



2. GOLDEN USD's SUSPENSION RATE (# of students suspended 1 or more days / # of students enrolled) FOR 2015-16 was 3.3% and 3.9% in 2014-15. What is GOLDEN USD's 2015-16 SUSPENSION RATE LCFF score?



3. GOLDEN USD's ENGLISH LEARNER PROFICIENCY RATE FOR 2016 was 80%, and 82% in 2015. What is GOLDEN USD's 2016 ENGLISH LEARNER RATE LCFF score?



4. GOLDEN USD's ELA/LITERACY ASSESSMENT AVERAGE SCALED SCORE IN 2016 was 2530 and 2518 in 2015. The Minimum Met for 2016 was 2510 resulting in a 10 point distance from Level 3 and a change of 12 points from 2015 to 2016. What is GOLDEN USD's 2016 ELA/LITERACY ACADEMIC INDICATOR score?



5. GOLDEN USD's MATH ASSESSMENT AVERAGE SCALED SCORE IN 2016 was 2525 and 2518 in 2015. The Minimum Met for 2016 was 2520 resulting in a 5 point distance from Level 3 and a change of 7 points from 2015 to 2016. What is GOLDEN USD's 2016 MATH ACADEMIC INDICATOR score?

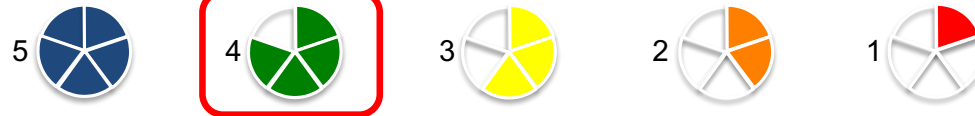




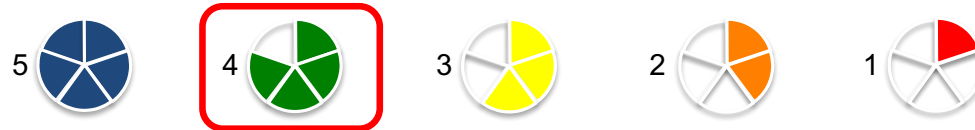
# QUIZ TIME KEY

1. GOLDEN USD's COHORT GRADUATION RATE FOR 2014-15 was 91.5%
- 2013-14 - 91.7%
  - 2012-13 - 91.9%      PRIOR THREE YEAR AVERAGE: 90.6%
  - 2011-12 - 88.1%

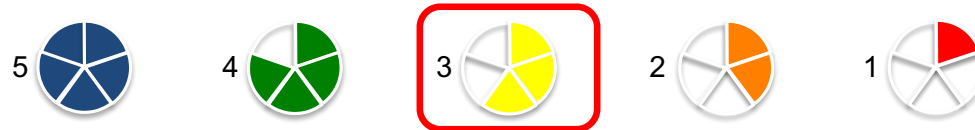
What is GOLDEN USD's 2014-15 COHORT GRADUATION RATE LCFF score?



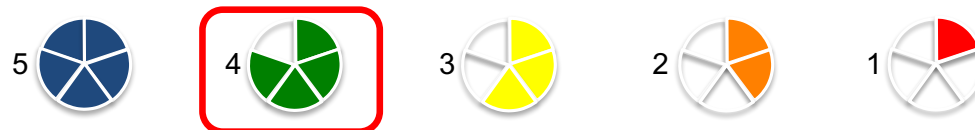
2. GOLDEN USD's SUSPENSION RATE (# of students suspended 1 or more days / # of students enrolled) FOR 2015-16 was 3.3% and 3.9% in 2014-15. What is GOLDEN USD's 2015-16 SUSPENSION RATE LCFF score?



6. GOLDEN USD's ENGLISH LEARNER PROFICIENCY RATE FOR 2016 was 80%, and 82% in 2015. What is GOLDEN USD's 2016 ENGLISH LEARNER RATE LCFF score?



3. GOLDEN USD's ELA/LITERACY ASSESSMENT AVERAGE SCALED SCORE IN 2016 was 2530 and 2518 in 2015. The Minimum Met for 2016 was 2510 resulting in a 10 point distance from Level 3 and a change of 12 points from 2015 to 2016. What is GOLDEN USD's 2016 ELA/LITERACY ACADEMIC INDICATOR score?



4. GOLDEN USD's MATH ASSESSMENT AVERAGE SCALED SCORE IN 2016 was 2525 and 2518 in 2015. The Minimum Met for 2016 was 2520 resulting in a 5 point distance from Level 3 and a change of 7 points from 2015 to 2016. What is GOLDEN USD's 2016 MATH ACADEMIC INDICATOR score?

