



Curriculum

PK-12

Germantown CSD Building Goals

District Goal 1: Provide a Safe, Inclusive, Welcoming Environment for All.

District Goal 2: Promote Community Engagement.

District Goal 3: Strengthen and Implementation of Innovative K-12 Curriculum.

District Goal 4: Re-Establish Pre-Pandemic School Routines.

GCS Proficiency Scores

View

Proficiency Percentages ▾

Subject	Assessment	2017	2018	2019	2021	2022	Grand Total
ELA	Grade 3 ELA	60.71%	78.13%	60.71%	70.83%	51.16%	63.23%
	Grade 4 ELA	30.00%	41.38%	47.06%	41.38%	32.26%	38.56%
	Grade 5 ELA	21.43%	30.30%	38.46%	29.63%	19.35%	27.04%
	Grade 6 ELA	47.62%	36.84%	43.75%	79.41%	71.43%	55.56%
	Grade 7 ELA	50.00%	46.67%	24.49%	47.62%	39.39%	38.26%
	Grade 8 ELA	43.75%	36.84%	50.00%	56.52%	36.00%	44.95%
Mathematics	Grade 3 Math	50.00%	78.13%	55.56%	50.00%	45.24%	55.56%
	Grade 4 Math	37.50%	46.67%	58.82%	46.43%	29.03%	43.87%
	Grade 5 Math	28.95%	34.38%	53.57%	48.15%	34.48%	38.96%
	Grade 6 Math	52.38%	35.90%	36.36%	60.00%	46.15%	45.45%
	Grade 7 Math	41.18%	55.17%	32.65%	30.00%	48.28%	40.97%
	Grade 8 Math	0.00%	5.26%	12.50%	13.04%	28.00%	13.98%
Science	Grade 4 Sci: Scale	81.82%	96.67%	97.06%	74.07%	80.00%	86.36%
	Grade 8 Sci: Scale	47.06%	55.56%	52.94%	42.11%	29.41%	45.45%
Grand Total		54.44%	62.69%	58.79%	66.06%	56.92%	59.72%



State Data Comparison Chart

Data Presented here sourced from data.nysed.gov, NYS OMS Fiscal Analysis and Research Unit, and NYS Office of State Comptroller Tax Levies

Locate District
(Select to Highlight)
GERMANTOWN CENT...

School Year
(All)

BOCES
(All)

County
(All)

Needs/Resource Categ...
(All)

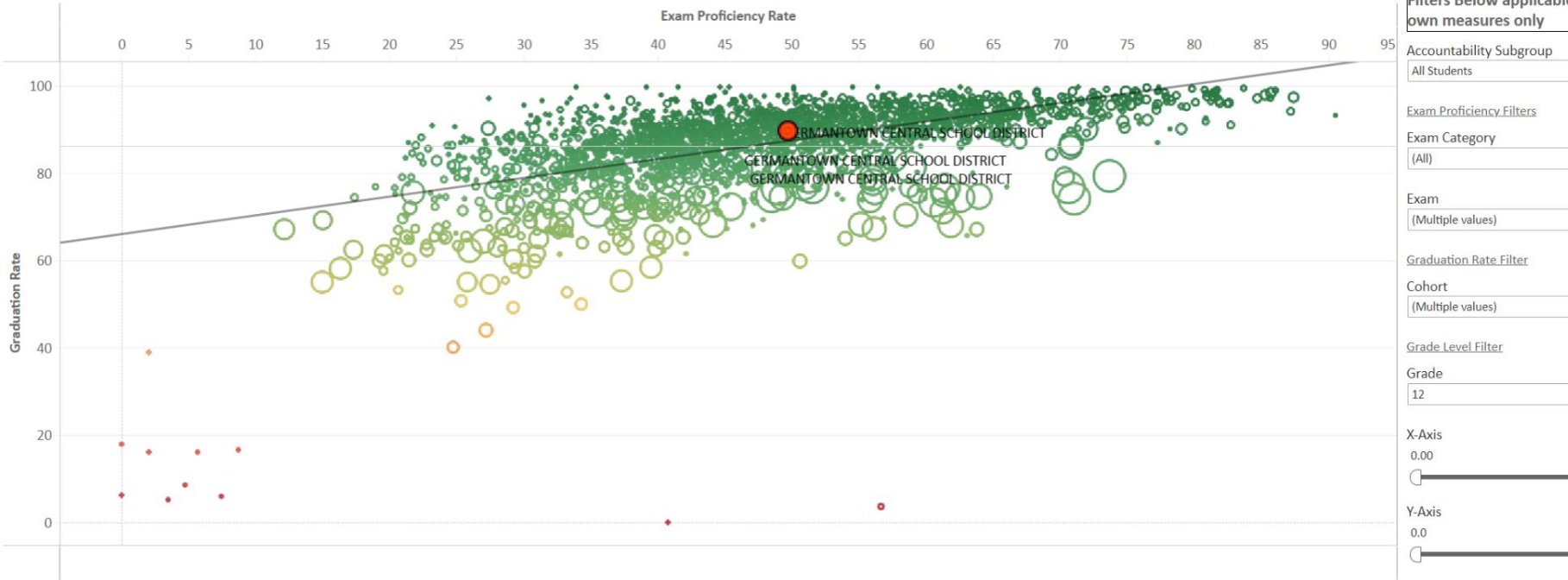
District Name
(All)

K12 Enrollment
9 60,317

X-Axis
Exam Proficiency Rate

Y-Axis
Graduation Rate

Exam Proficiency Rate Vs Graduation Rate
Size of circles indicates K12 Enrollment



Filters Below applicable to their own measures only

Accountability Subgroup
All Students

Exam Proficiency Filters

Exam Category
(All)

Exam
(Multiple values)

Graduation Rate Filter
Cohort
(Multiple values)

Grade Level Filter
Grade
12

X-Axis
0.00 93.00

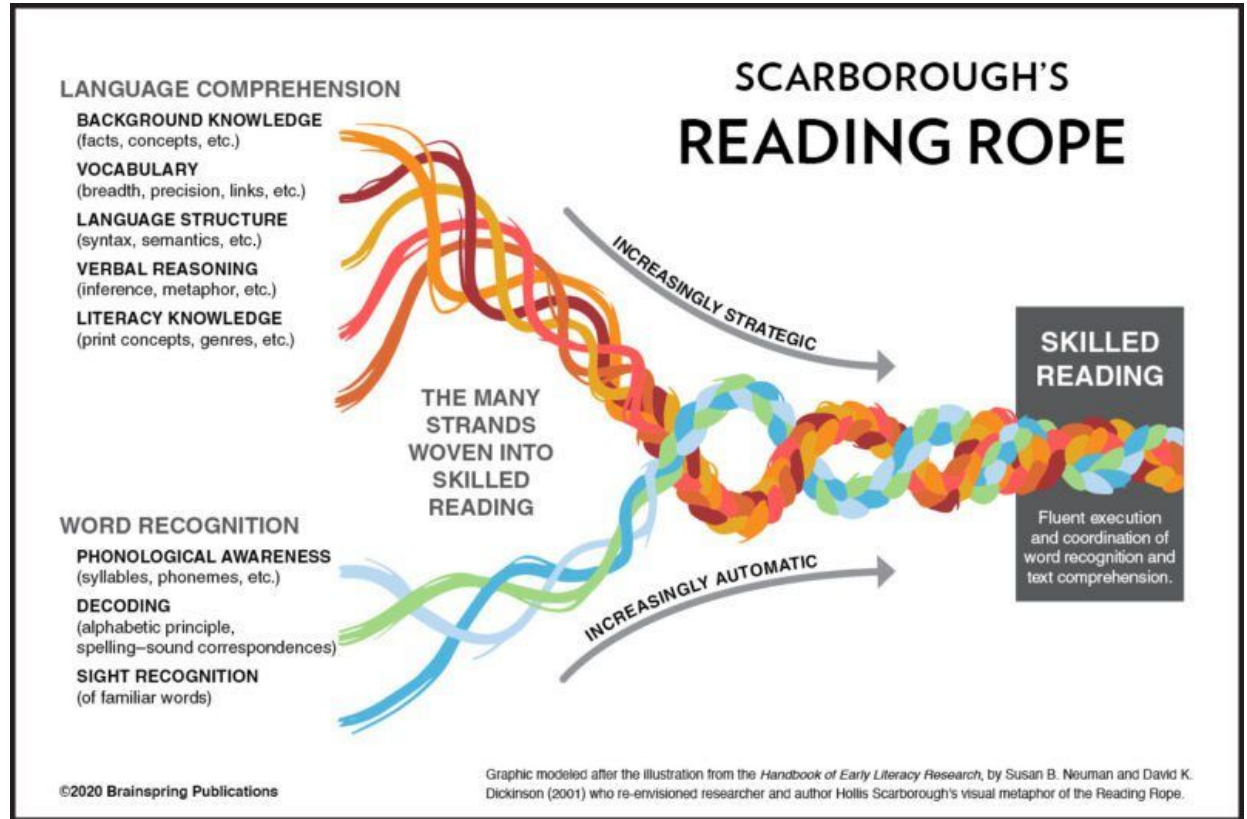
Y-Axis
0.0 100.0

Science of Reading

The science of reading is a vast, interdisciplinary body of scientifically-based research about reading and issues related to reading and writing. This research has been conducted over the last five decades across the world, and it is derived from thousands of studies conducted in multiple languages.

District Goal 4: Re-Establish Pre-Pandemic School Routines

Elementary Goal: Increase proficiency levels in both Reading and Math for all students PK-6.



Elementary Literacy Initiatives

2021 / 2022

- Grade 1 - eliminated “Balanced Literacy” from curriculum. Introduced “Structured Literacy” curriculum. (Foundations, Heggerty).
- Kindergarten and Grade 2 - second half of year followed suit.

2022 / 2023

- PreK - 2 implementation of Structured Literacy to now include Geodes (K-2).
- Grade 3 - integration of Foundations within curriculum.

Kindergarten - 2023

What is interesting to note is that the current Kindergarten students (in March) are more proficient in letter ID (91% v. 64%) and letters sounds (82% v. 54%) than the current 2nd graders were in June of 1st grade.

Uppercase Letter Names						Lowercase Letter Names						Letter Sounds					Rhyming				Blend/ Segement			Sight Words			Verbally Counts to..			Counts Sets to...			# ID												
PreK	BOY	Tri 1	MOY	Tri 2	Tri 3	PreK	BOY	Tri 1	MOY	Tri 2	Tri 3	BOY	Tri 1	MOY	Tri 2	Tri 3	BOY	Tri 1	Tri 2	Tri 3	Tri 1	Tri 2	Tri 3	Tri 1	Tri 2	Tri 3	PreK	BOY	EOY	PreK	BOY	EOY	PreK	BOY	Tri 1	Tri 2	Tri 3								
/26	/26	/26	/26	/26	/26	/26	/26	/26	/26	/26	Tri 3	/31	/31	/31	/31	/31	/8	/8	/8	/8	/8	/8	/8	/27	/27	/27	/20	/100		/10	/20	/20	0-10	0-20	0-20	0-20									
	24	26	26	26			17	25	26	26		0	25	29	30		2	4	8		0	8					1	24			22		12				20	20	20						
26	26	26	26	26		26	24	26	26	26		23	26	28	31		4	6	8		1	7					9	26		20	49		10	18		10	19	20	20						
26	21	25	26	26		18	21	21	25	24		3	22	27	26		4	6	8		2	7					2	14		20	39		10	20		9	17	15	20						
25	12	25	26	26		19	10	25	26	26		1	25	29	29		6	7	8		3	8					4	14		20	28		10	20		10	13	14	19						
26	26	26	26	26		26	26	26	26	26		22	30	31	30		4	8	8		4	8					27	27		20	30		10	20		10	20	20	20						
6	6	6	20	21		6	3	9	23	19		0	2	8	13		4	6	7		0	7					0	0		12	12		10	11		2	0	7	8						
26	26	26	26	26		26	25	26	26	26		22	31	31	31		4	7	8		8	8					27	27		20	100		10	20		10	20	20	20						
26	26	26	26	26		26	26	25	26	26		28	31	31	31		5	7	8		8	8					27	27		20	100		10	20		10	20	20	20						
26	23	26	26	26		23	21	25	26	24		12	20	26	25		5	8	8		0	5					3	11		20	39		10	20		10	13	13	20						
4	2	3	3	4		0	4	3	2	4		0	0	5	0		3	1	1		1	0					0	0		11	10		10	3		1	0	1	5						
2	2	7	22	25		0	7	20	25		0	5	19	24		4	4	7		0	5					0	3		29			10	20		4	6	9								
26	22	26	26	26		26	20	24	25	26		8	20	27	29		7	8	8		2	6					4	16		13	29		10	13		10	16	11	16						
19	14	22	21	18		14	8	22	24	24		0	15	21	13		5	5	6		0	6					0	2		20	29		10	13		10	16	11	19						
15	2	7	21	26		3	2	9	22	25		0	5	22	20		2	6	7		0	5					0	0		13	9		10	12		2	3	3	8						
16	4	10	25	26		5	4	15	20	26		0	13	19	19		4	4	8		1	5					2	2		16	12		10	10		7	5	7	12						
15	7	21	25	25		4	5	14	24	25		4	16	24	19		4	3	4		0	0					1	0		15	14		10	5		8	1	5	10						

Letter Names						Letter Names						Letter Sounds					Rhyming				Blend/Segment			Sight Words			Verbally Counts to..			# ID												
PreK	BOY	Tri 1	MOY	Tri 2	Tri 3	PreK	BOY	Tri 1	MOY	Tri 2	Tri 3	BOY	Tri 1	MOY	Tri 2	Tri 3	BOY	Tri 1	Tri 2	Tri 3	Tri 1	Tri 2	Tri 3	Tri 1	Tri 2	EOY	PreK	BOY	EOY	PreK	BOY	EOY	PreK	BOY	Tri 1	Tri 2	Tri 3	MOY	EOY			
0-6	0-6	0-8	0-10	0-10	0-16	0-6	0-6	0-8	0-10	0-10	0-16	0-6	0-6	0-13	0-13	0-17	0-1	0-2	0-3	0-4	0-2	0-3	0-4	0-1	0-1		0-10	0		1-4	0-5		1-4	1-4	1-5	1-10						
7-18	7-18	9-17	11-19	11-19	17-24	7-18	7-18	9-17	11-19	11-19	17-24	7-17	7-17	14-19	14-19	18-23	2-3	3-4	4-5	5-6	3-4	4-5	5-6	2-3	2-9		11-19	1-20		5-9	6-10		5-9	5-10	6-10	11-14						
19-26	19-26	18-26	20-26	20-26	25-26	19-26	19-26	18-26	20-26	20-26	25-26	18-31	18-31	20-31	20-31	24-31	4-8	5-8	6-8	7-8	5-8	6-8	7-8	4-27	10-27		20	21-100		10	11-20		10	11-20	11-20	15-20						

Grade 1 - 2023

Letter ID					Sounds					RGR: 1st Grade Foundational Skills Side					RGR Side 2	Verbally Counts to...		Counts Sets to...		# ID		STAR Math			
K	EOY	BC BO	BC NO	bc BO	bc NO	K	EOY	1 BOY	1 Tri 1	Sept	Nov	MOY	EOY	EOY	K	EOY	BOY	K	EOY	BOY	K	EOY	BOY	MOY	EOY
/26		/26	/26	/26		/26	/31	/31		/50	/50	/50	/50	/50	-100	-100	-20	-20	20	-20	20	17	1.5		
26	25			25		26	25			20	36	37			100*	100	20	20	20	20	17	1.5			
26	26			25		26	23	31		20	30	37			40	20	20	20	20	19	1				
26	26			26		26	31			43	45				100	100	20	18	20	20	2.2				
26	26			26		26	26			25	44	46			100	59	20	20	20	20	20				
26	26			26		26	29			32	48				100	100	20	20	20	14	1.5				
26	26			26		26	29			40	45				100	100	20	20	20	20	1.4				
26	26			22	26	23	20	30		12	19	37			29	38	20	20	12	18	<K				
25	26					12	28	4		22	40				29	29	19	19	20	20	1.6				
26	26			26		26	30			41	49				100	100	20	20	20	20	2.3				
26	25			26		26	26			11	29	34			30	100	20	20	20	19	0.8				
26	26			23	25	26	22	29		36	46				30	79	20	20	20	20	<K				
25	25			24	26	16	27	6		18	31				100*	59	20	20	20	20	1.8				
19	14	21		18	23	12	7	26		0	3	13			20	25	20	10	14	11	0.9				
26	26			25		26	25			8	35	38			100	100	20	20	20	18	1.2				
26	26			26		26	24			47	48				30	29	20	20	20	20	0.8				
26	26			26			28			8	32	33				59	20			20	1.5				
26	26			24	23	25	18	21		5	9	32			13	29	10	20	18	16	0.2				
25	26			25		19	23	30		2	23	23			49	39	20	15	12	19	<K				
26	26			22	25	23	25			3	26	3				79	20	20	20	20	1.6				
26	26			26		26	30			36	44				100	59	20	20	20	18	1.6				
26	26			25		26	21	31		25	37	44			100	100	20	20	20	20					
26	26			26		26	23	27		16	35	39			100*	49	20	18	19	12	0.5				
26	26			26		26	31			34	49				100	100	20	20	20	17	0.8				
26	26			26		26	30			43	49				100	100	20	20	20	20	2.5				
26	26			26		26	24			6	19	32			50	33	20	19	17	17	0.5				
26	26			25		26	21	31		25	42	45			100	100	20	20	20	20	1.5				
26	26			26		26	22	30		27	44				100	100	20	20	20	20	1.7				
26	25			25		26	26			22	34	40			100	100	20	20	20	20	1.5				
26	25			24	26	26	21	28		38	49				100	100	20	20	20	20					
19	24	18	22			0	19	0		0	18				12		12			13					
26	26			26		26	25			27	44				100	100	20	20	20	20	1.5				
24	26			25		26	24			4	31	35			40	59	20	20	18	20	1.4				
26	26			26		26	27			31	46				100	100	20	20	20	20					
26	26			26		26	28			48	49				100	100	20	20	20	20	1.4				
21	21			17	23	11	20	0		5	16				22		12			9	0.1				
26	25			24	26	26	25			34	45				100	100	20	19	20	15	1.2				
26	26			26		26	31			44	50				100	100	20	20	20	20	1.8				
26	26			26		26	30			34	42				100*	39	20	20	16	15					
26	26			24	26	26	19	30		4	29	29			80	32	20	19	20	18	1.1				
26	25			26		26	26			29	46				100	100	20	20	20	18	0.3				
26	25			26		25	23	31		20	36	43			100	100	20	20	20	16	1.5				
				26						30						100		15		20	1.4				
				26						25						21		10		18	0.4				
				11						3						0		12		12	<K				
				25						21						100		20		20	<K				

Letter ID					Sounds					FSS Side 1				FSS Side 2	Verbally Counts To...		Counts Sets To...		#ID		STAR MATH			
K	EOY	Capita	Capita	Lower	Lower	EOY	1 BOY	1 BOY	BOY	Nov	MOY	EOY	EOY	K	EOY	1 BOY	K	EOY	1 BOY	K	EOY	BOY	MOY	EOY
0-16	0-20	0-20	0-20	0-20	0-17	0-17	0-17	0-15	0-15	0-15	0-19	0-28	0-13	0-9	0-49	1-10	1-10	1-10	1-10	0-10	0-13	0-5	0-9	
17-24	21-24	21-24	21-24	21-24	18-23	18-23	18-23	16-25	16-25	20-34	29-41	14-23	10-50	50-80	11-19	11-19	14-23	6-1.3	11-19	14-23	6-1.3	1.0-1.5		
25-26	25-26	25-26	25-26	25-26	24-31	24-31	24-31	26-50	26-50	35-50	42-50	24-30	51-100	80-100	20	20	18-20	24-30	1.3-1.5	1.6-1.9	1.6-1.9			
																						1.6-3.0	2-6	

Grade 2 -2023

1st FSS	Begining Decoding Survey			Adv. Decoding Survey		F&P			STAR Reading				STAR Math				
	1 EOY	2 BOY	2 MOY	2 EOY	2 MOY	2 EOY	2 BOY	2 MOY	2 EOY	1 EOY	2 BOY	2 MOY	2 EOY	1 EOY	2 BOY	2 MOY	2 EOY
/50	/50	/50	/50	/30	/30	Inst. Level	Inst. Level	Inst. Level	G.E.	G.E.	G.E.	G.E.	G.E.	G.E.	G.E.	G.E.	G.E.
46	46	49		23		J	M		2.3	2.2	3.1		1.6	2	2.5		
42	20	42		6		F	H		0	0.9	1.9		1.5	1.5	2.4		
44	46	48		13		M	P		2.3	3.2	3.8		2.4	2.4	2.6		
47	50	50		27		M	P		1.8	2.1	3.2		2.3	1.8	3.4		
38	33	45		9		E	G		0.6	1	2		0.9	0.4	1.6		
29	26	37		8		C	C		0.5	0.1	1		1	1	2.3		
3	12	27		1		B	D		0.4	0.1	1		1.2	1.7	2		
	9	moved		moved		C	moved			0.8 EL	moved			1	moved		
50	50	50		29		M	P		1.4	3.1	3.7		1.2	2	2		
47	49	moved		moved		M	moved		3	3.5	moved		2.2	2.5	moved		
27	9	43		6		A	C		0.6	0	1.4		0.9	0.9	1.7		
42	41	43		17		I	J		0.5	1.2	2.5		1.3	1.9	2.8		
12	17	31		3		F	H		0.3	0.8	1.9		1.7	1.8	2		
40	48	49		27		J	P		0.4	2.4	3.6		1.6	1.5	3.5		
47	48	49		18		Q	Q		2.7	2.9	3.9		2.3	2.7	3.5		
50	50	50		30		R+	T+		>4	4.7	5.5		2.8	3.6	4.5		
48	43	49		28		N	P		2.3	2.8	3.8		2	1.9	2.8		
48	47	50		28		M+	P		3.8	4.2	4.2		2.9	2.4	3		
39	8	35		3		A	D		0	0.1	1		1.2	1.2	1.7		
50	50	50		30		M+	P		>4	4.3	5.6		2.7	3.9	3.6		
46	40	47		21		F	M		2	2.4	3.9		2	2.1	3.5		
42	42	45		26		M+	N		1.7	2	3.7		2.3	2.2	3		
48	49	50		28		M+	P		2.9	2.6	3.4		2	2.1	4.3		
44	45	46		24		F	H		0.8	1	2.9		2.2	1.7	2.8		
44	42	49		19		F	I		0.8	0.8	1.5		0.9	1.4	3		
48	46	50		24		M+	P		4	4.6	4		2.6	2.4	3.7		
42	47	49		28		R	R		1	1.1	3.6		1.6	0.4	2.1		
40	35	36		15		J	K		1.5	1.4	2		1	1.3	2.1		
		50		27		M				2.4	3.4			1.3	2		
47	45	45		21		N	M		1.3	1.7	1.9		2.5	2.8	1.7		
50	49	49		28		N	P		>4	3.7	4.9		2.4	3	4		
45	48	48		25		M	N		2	2.1	3.7		2.1	2.4	2.7		
45	39	42		15		E	K		1.2	1.3	2.4		1.9	1.9	3		
43	31	49		16		D	H		0	0.5	1.1		1.6	1.3	2.1		
50	50	48		16		M+	O		3.7	4.1	4.6		2.4	2.3	3.3		
49	49	50		28		M	M		3.7	2.6	4.1		2.6	2.3	3.5		
		16		0							0.8				<K		
1st Grade FSS	Beg Decoding Survey			Adv Decoding Survey		F&P			STAR Reading				STAR Math				
EOY	2 BOY	2 MOY	2 EOY	2 MOY	2 EOY	2 BOY	2 MOY	2 EOY	EOY	2 BOY	2 MOY	2 EOY	EOY	2 BOY	2 MOY	2 EOY	
0-28	1-41			1-10	1-14	A-E	A-G	A-J	0-9	0-1.2	0-1.5	0.1-1.9	0-9	0-1.2	0-1.5	0.1-1.9	
29-41	42-47			11-14	15-19	F-I	H-J	K-L	1.0-1.5	1.3-1.5	1.6-2.2	2.0-2.5	1.0-1.5	1.3-1.5	1.6-2.2	2.0-2.5	
42-50	48-50			15-30	20-30	J-K	K-L	M	1.6-1.9	1.6-2	2.3-2.5	2.6-2.9	1.6-1.9	1.6-2	2.3-2.5	2.6-2.9	
						L-Z	M-Z	N-Z	2-6	2.1-6	2.6-6	3.0-6.0	2-6	2.1-6	2.6-6	3.0-6.0	

When did the cohort reach 90% (or more) proficiency in letter ID and sounds in isolation?

Class of 2033 Current 2nd Graders	June of 1st Grade
Class of 2034 Current 1st Graders	January of 1st Grade
Class of 2035 Current Kindergarten	March of Kindergarten

First Grade Foundational Skills Survey (decoding)

	Sept. of 1st Grade	Jan. of 1st Grade	June of 1st Grade
Class of 2033 Current 2nd Graders	24% Proficient 20% Emerging 56% Low	64% Proficient 18% Emerging 18% Low	73% Proficient 15% Emerging 12% Low
Class of 2034 Current 1st Graders	43% Proficient 20% Emerging 37% Low	76% Proficient 17% Emerging 7% Low	TBD

Beginning Decoding Survey

	Sept. of 2nd Grade	Jan. of 2nd Grade	June of 2nd Grade
Class of 2032 Current 3rd Graders (very small cohort)	5% Proficient 59% Emerging 36% Low	41% Proficient 50% Emerging 9% Low	64% Proficient 32% Emerging 4% Low (1 student)
Class of 2031 Current 2nd Graders	64% Proficient 18% Emerging 18% Low	85% Proficient 12% Emerging 3% Low	TBD

Elementary Literacy Initiatives

2023 / 2024

- Implement a K-5 resource to provide:
 - Background Knowledge, Vocabulary and Writing.

- Provide extensive professional learning:
 - Implementation of new resource.
 - Science of Reading
 - Assessment tools

Literacy Plan

We recommend the creation of a

Districtwide Literacy Plan

to ensure all students are proficient readers by 2028.

Garden Curriculum

- Raised beds for vegetables
- Three Sisters garden
- Greenhouse



3 - 8 Science investigations



THE STATE EDUCATION DEPARTMENT / THE UNIVERSITY OF THE STATE OF NEW YORK / ALBANY, NY 12234

**DIRECTOR
OFFICE OF STATE ASSESSMENT**

March 17, 2023: 3-8 Science teachers participate in Science Investigations training at New Lebanon HS.

Spring 2023: 3 - 8 Science teachers complete required investigations. Last administration of current Grade 8 Science assessment; no grade 4 assessment.

2023 / 2024: 3-8 Science teachers integrate investigations within curriculum.

Spring 2024: Grade 5 and Grade 8 NYS Science assessments using P-12 Science Learning Standards.

Positivity Project

One part of GCS Social-Emotional Curriculum

ES current picture: All homerooms include P2 at least 3 times per week. Students and adults nominated daily on morning announcements for exhibiting P2 traits.

Jr./Sr. HS current picture: 72% of teachers incorporate P2 into part of the school day, often in homeroom.

Principals and counseling team to review SEL plan for 23-24.



**THE
POSITIVITY
PROJECT**

Curriculum Updates 7-12



- Social Studies
 - Aligned with standards
 - First administration June 2023 of new framework
- Science
 - P-12 standards alignment
 - In process with alignment for new investigations
- ELA
 - Aligned with standards
- Math
 - Aligned with standards
- PE
 - K-12 feeder program for sports
- Technology - CTE program will begin in 2023-2024

Regents P/F 2017-2023 (Jan)



Assesment Pass/Fail Trend Dashboard

Regents Assessment Pass/Fail Trend (7 Years)

Reset Filters

School Year(s)
 BOCES
 District Name
 SchoolName
 Subject
 Class Of
 Regents Exam
 Admin. Month



Subject	Regents Exam	2017	2018	2019	2020	2021	2022	2023	Total
ELA	Regents Common Core ELA	92.86%	90.00%	82.61%	50.00%	80.00%	81.48%	100.00%	84.34%
Global Studies	Regents Global History	92.68%	0.00%						88.37%
	Regents Global History Transition		83.78%	82.14%	0.00%				79.38%
	Regents NF Global History						77.97%	33.33%	75.81%
Mathematics	Regents Common Core Algebra I	93.33%	77.42%	72.88%	44.44%	61.54%	100.00%		78.48%
	Regents Common Core Algebra II	95.00%	100.00%	89.19%	0.00%		87.50%	0.00%	90.82%
	Regents Common Core Geometry	78.57%	68.75%	86.67%	0.00%		83.33%		77.59%
Science	Regents Living Environment	79.55%	92.00%	87.04%	20.00%	63.64%	84.44%		82.27%
	Regents Phy Set/Chemistry	91.67%	84.62%	68.75%	33.33%		50.00%		70.00%
	Regents Phy Set/Earth Sci	62.16%	66.00%	78.26%	20.00%	64.71%	50.00%	0.00%	62.38%
	Regents Phy Set/Physics	66.67%	100.00%	100.00%			76.92%		83.33%
Social Studies	Regents US History&Gov't	96.15%	92.50%	81.58%	50.00%				87.96%
Total		85.12%	89.12%	90.26%	30.77%	71.19%	81.68%	50.00%	82.76%

Sub-Group Filters

Gender

Hispanic

Race

SWD

Economically

Regents Exam Proficiency VS Graduation Rate



State Data Comparison Chart

Data Presented here sourced from data.nysed.gov, NYS OMS Fiscal Analysis and Research Unit, and NYS Office of State Comptroller Tax Levies

Locate District
(Select to Highlight)

GERMANTOWN CENT...

School Year

(All)

BOCES

(All)

County

(All)

Needs/Resource Categ...

(All)

District Name

(All)

K12 Enrollment

54 60,317

X-Axis

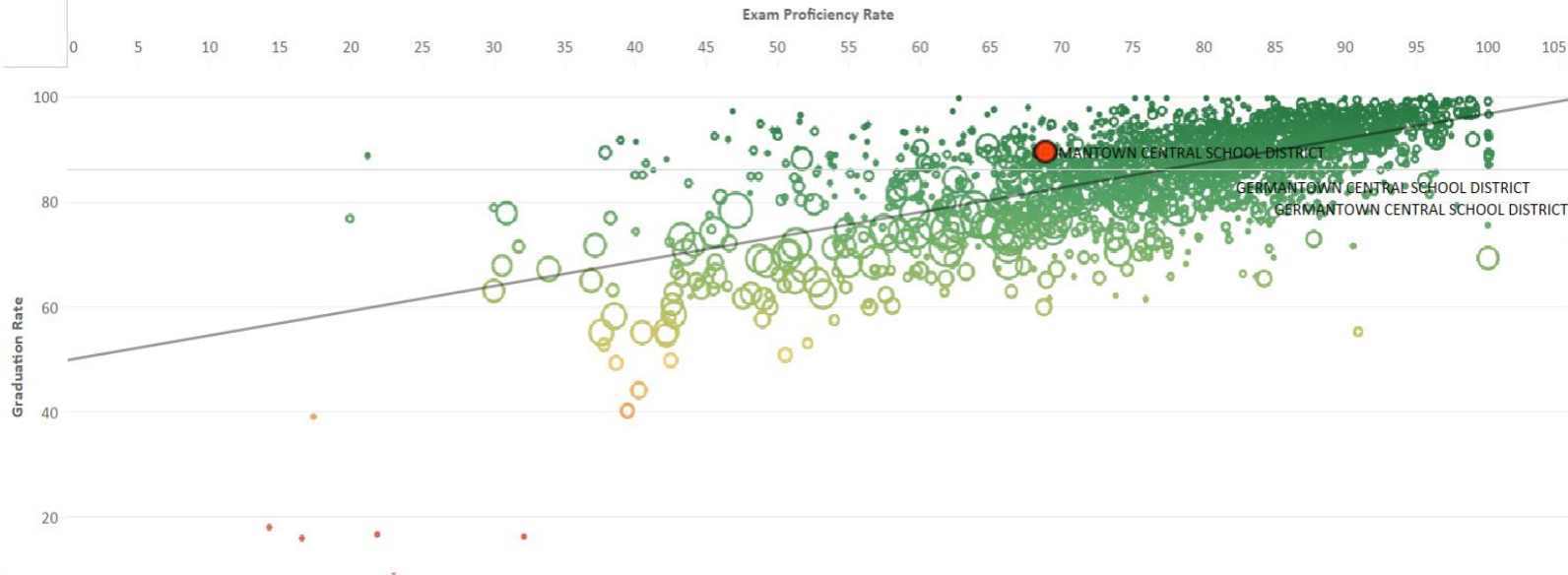
Exam Proficiency Rate

Y-Axis

Graduation Rate

Exam Proficiency Rate Vs Graduation Rate

Size of circles indicates K12 Enrollment



Filters Below applicable to their own measures only

Accountability Subgroup

All Students

Exam Proficiency Filters

Exam Category

Regents

Exam

(All)

Graduation Rate Filter

Cohort

(Multiple values)

Grade Level Filter

Grade

12

X-Axis

0.0 100.0

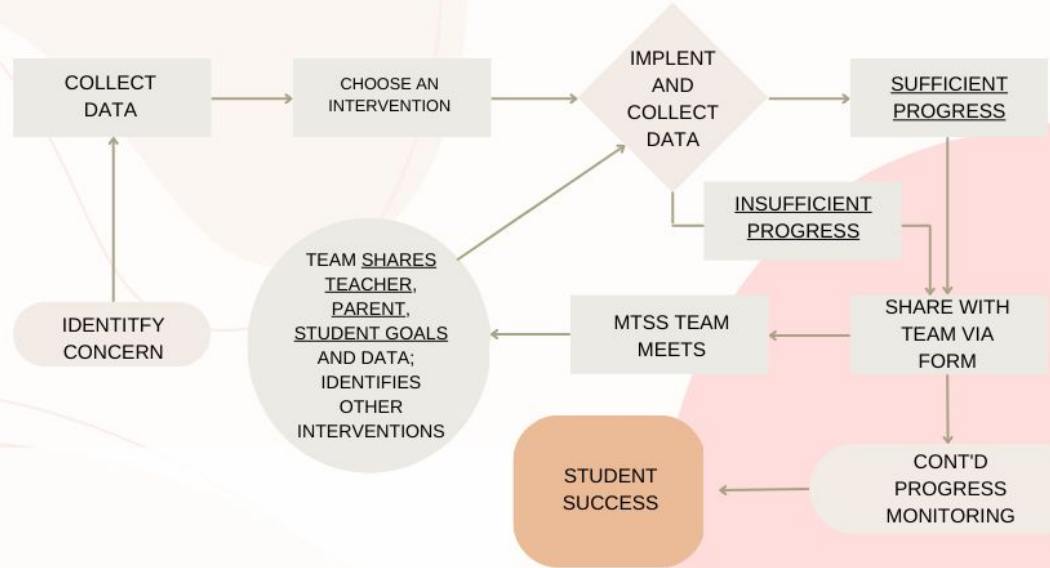
Course offerings/Student Engagement

- Strengthening and innovating curriculum
 - Maintain AP/College
 - Additional AP/College/CTE
 - Pathway Application for Arts - music, visual arts
 - ASL meeting (distance learning)
 - New electives
- Student Engagement
 - Arena scheduling
 - 1-1 student meetings in-person
 - Course guide finished early to ensure student access

MTSS

- What is it
- Faculty training 3/7
- Review in PLCs
- Utilize Intervention Compass to track MTSS

MTSS Flow Chart



Integrated Co-Teaching (ICT) Initiative

- Process for determining needs
- GR Inclusive - consulting firm will assist with:
 - Vision
 - Training process
 - Shared language and models
 - Ongoing coaching

Universal Design for Learning Guidelines

