

Name _____

Date _____



Summer Reading Project

TIC-TAC-TOE

Directions: Complete three activities in a row. Your row can be horizontal, diagonal or vertical. *Circle the 3 assignments on this page that you have selected.* Complete each selected assignment on the attached handout. You must meet all of the requirements for each activity to successfully win tic-tac-toe. You will be graded on completion, accuracy, and EFFORT. Each square is worth 10 points. Therefore, the assignment total is worth 30 points. This assignment will be worth 10% of your 1st 9 weeks grade.

Due date:

<p>1. Create 2 quality, colored illustrations of important scenes from the novel. Write a paragraph describing each scene.</p>	<p>2. Make a Venn diagram that shows the similarities and differences between 2 characters from the novel. There should be at least 5 characteristics listed in each section.</p>	<p>3. Create a 10-question quiz and answer key. Think about important details that one should know and remember after reading the novel.</p>
<p>4. Write a song summarizing the novel. Lyrics should be the length of a typical song and it should include a refrain.</p>	<p>5. Create a double nickel summary (55 words exactly).</p>	<p>6. Design a personal coat of arms for one character in the novel. Use color! Below write a paragraph description explaining how the coat of arms portrays the selected character.</p>
<p>7. Select a character from the novel and create a character tie. The tie must be decorated with 6 colored symbols that represent the character. Below list and explain the symbols.</p>	<p>8. Create a comic strip of an important scene from the novel. Your comic strip must be colored with dialogue in each box.</p>	<p>9. List 10 unknown vocabulary words from the story. Include the part of speech and definition next to each word.</p>

1. 2 Important Scenes

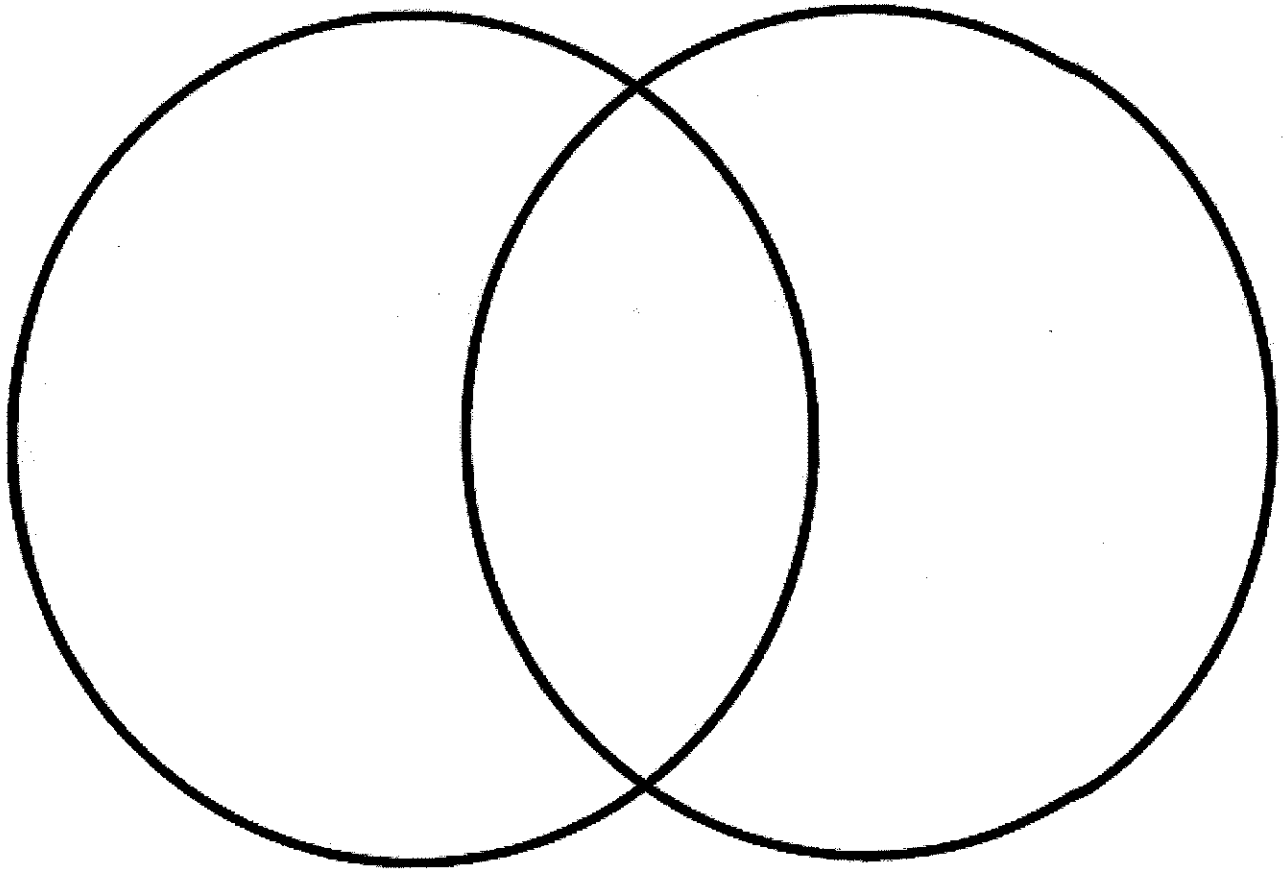
Scene 1	Scene 2
---------	---------

Description 1: _____ _____ _____ _____ _____ _____ _____ _____ _____	Description 2: _____ _____ _____ _____ _____ _____ _____ _____ _____
--	--

2. Venn Diagram

Character 1

Character 2



3. Quiz

1. _____

a) _____

b) _____

c) _____

2. _____

a) _____

b) _____

c) _____

3. _____

a) _____

b) _____

c) _____

4. _____

a) _____

b) _____

c) _____

5. _____

a) _____

b) _____

c) _____

6. _____

a) _____

b) _____

c) _____

7. _____

a) _____

b) _____

c) _____

8. _____

a) _____

b) _____

c) _____

9. _____

a) _____

b) _____

c) _____

10. _____


a) _____

b) _____

c) _____

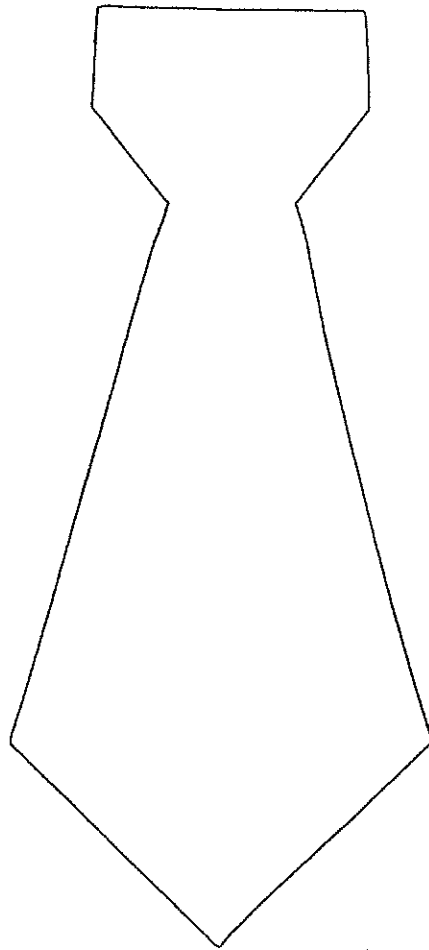
KEY: 1. _____ 2. _____ 3. _____ 4. _____ 5. _____ 6. _____ 7. _____ 8. _____

6. Coat Of Arms



Character: _____ Explanation: _____

7. Character Tie



Character: _____

List and explain the symbols and why you chose them to represent the character:

1. _____

2. _____

3. _____

4. _____

5. _____

6. _____

8. Comic Strip

9. Vocabulary Words

1. word: _____ part of speech: _____

Definition: _____

2. word: _____ part of speech: _____

Definition: _____

3. word: _____ part of speech: _____

Definition: _____

4. word: _____ part of speech: _____

Definition: _____

5. word: _____ part of speech: _____

Definition: _____

6. word: _____ part of speech: _____

Definition: _____

7. word: _____ part of speech: _____

Definition: _____

8. word: _____ part of speech: _____

Definition: _____

9. word: _____ part of speech: _____

Definition: _____

10. word: _____ part of speech: _____

Definition: _____