

This document is official

[Log in](#) to create and rate content, and to follow, bookmark, and share content with other members.


How do I log in to the Canvas Parent app on my iOS device?

Document created by **Canvas Doc Team** on Apr 19, 2017 • Last modified by **Canvas Doc Team** on Aug 28, 2018
Version 10

Like • 0 Comment • 3 


In the Canvas Parent app, you can log in with Canvas observer credentials to view student course information. If you do not have a Canvas account, you can [create an account in the Parent app](#).

Open App



Open your device and tap the **Canvas Parent** icon.

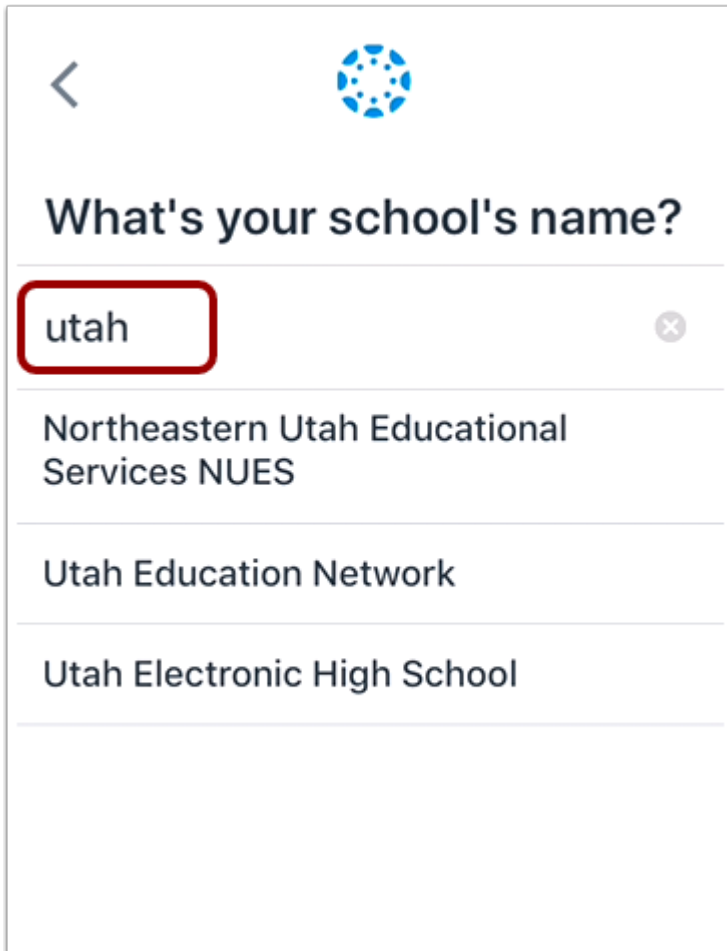
Find Your School




To find your institution, tap the **Find my school** button [1].


If you have previously logged into the app, you may be able to log into the app using a previous login. To use a previous login, tap your username [2].

Find Institution



< 

What's your school's name?

utah 

Northeastern Utah Educational Services NUES

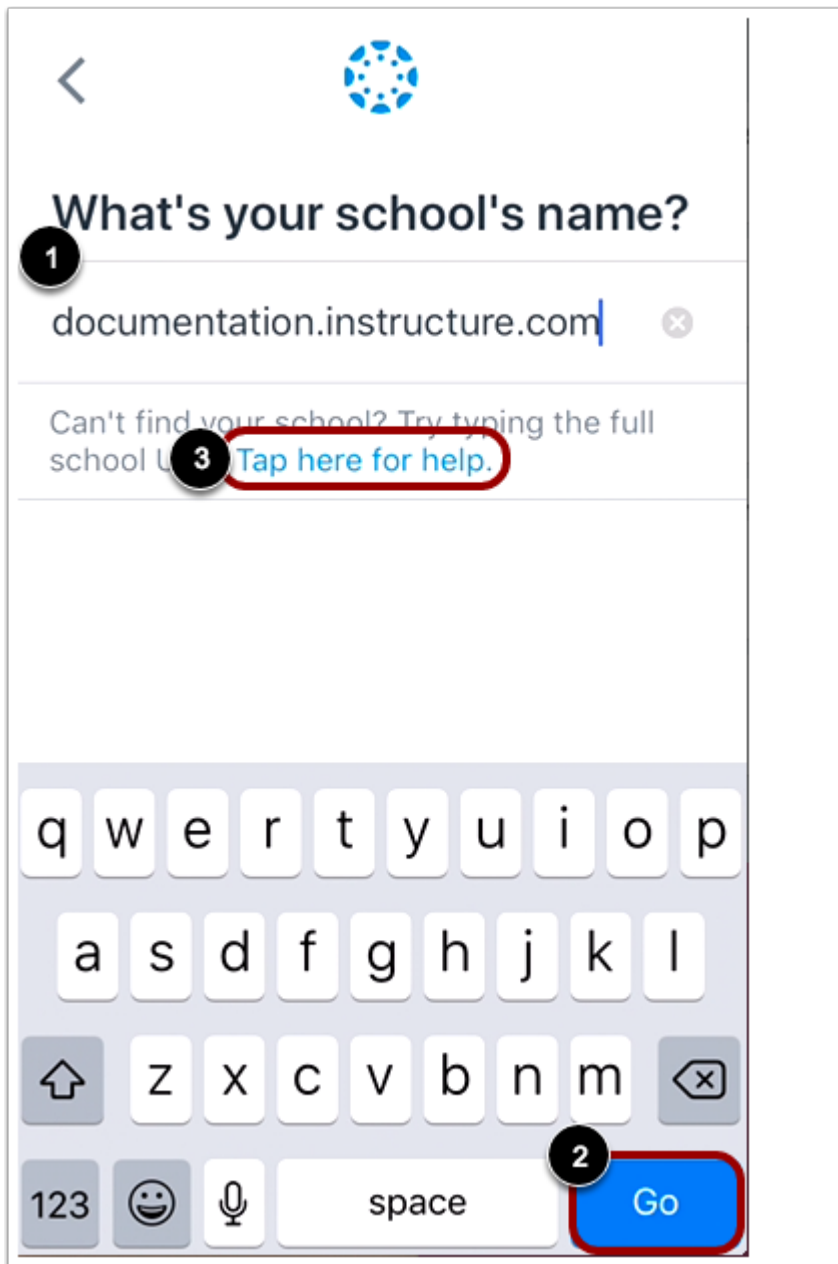
Utah Education Network

Utah Electronic High School

Enter the name of your institution or school district. When the full name appears in the search list, tap the name.

Note: If you are an admin and your school does not appear in the search list, please contact your CSM about mobile smart search.

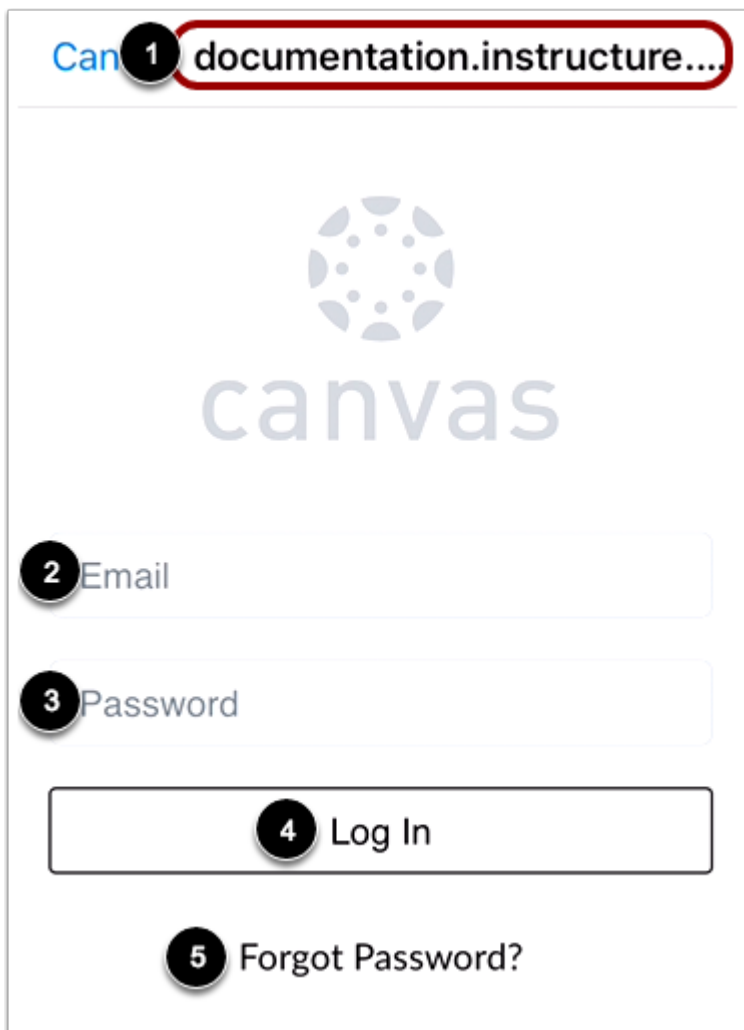
Enter Canvas URL



You can also log in using your Canvas URL. Enter your institution's Canvas URL in the search field [1]. Then tap the **Go** button on your keyboard [2].

If you don't know your Canvas URL, tap the **Tap here for help** link in the search results.

Enter Login Credentials



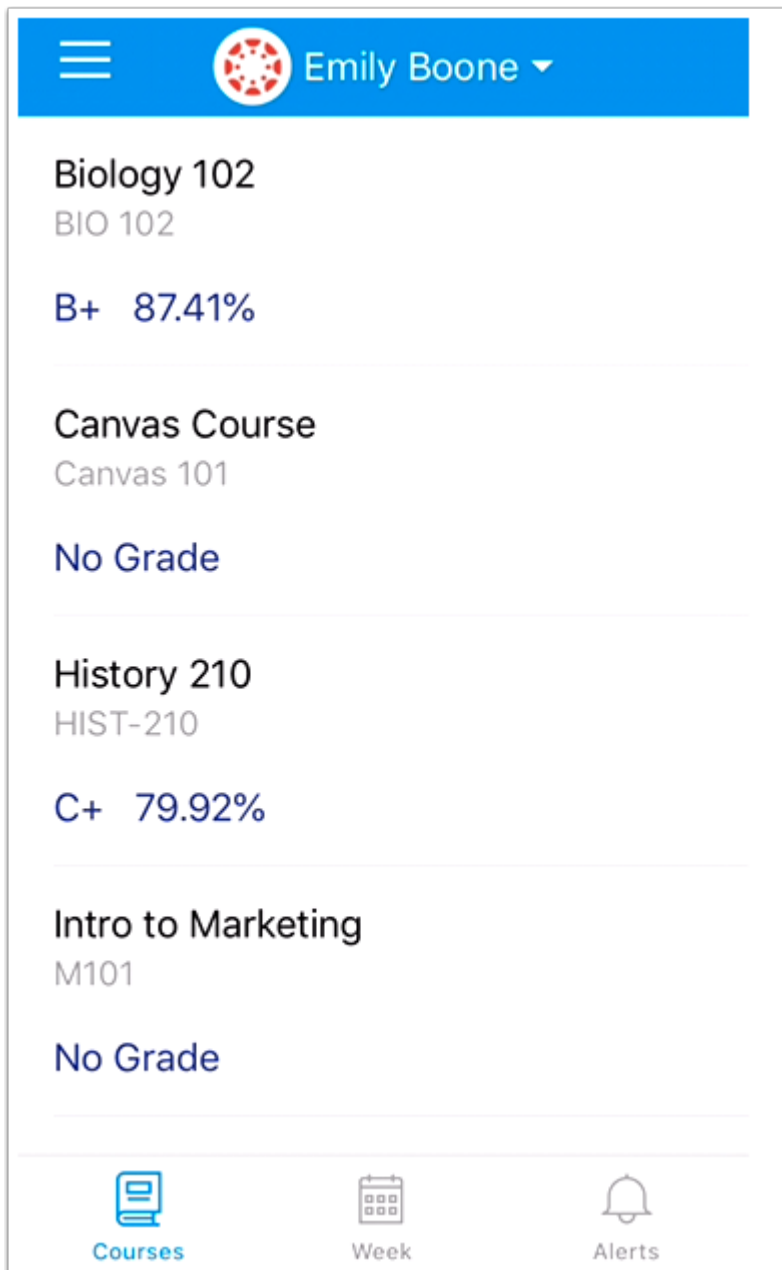
After you've located an account, you can view the Canvas URL at the top of the screen [1]. Enter your email [2] and password [3]. Then tap the **Log In** button [4].

If you don't know your password, tap the **Forgot password?** link [5].

Notes:

- The Canvas email field credential varies according to institution. Some institutions may require a username or account number.
- If your Canvas mobile login page does not show the Forgot password? link, contact your institution if you need to reset your password.
- If your institution requires you to log in to Canvas using their authentication system, you will be redirected to your institution's login page.

View Parent App



The screenshot shows the Canvas Parent app interface. At the top, there is a blue header with a hamburger menu icon on the left, a circular profile picture of Emily Boone in the center, and the name "Emily Boone" with a dropdown arrow on the right. Below the header, the app displays a list of courses. Each course entry includes the course name, the course ID, and the grade. The courses listed are:

- Biology 102** (BIO 102) with a grade of **B+ 87.41%**
- Canvas Course** (Canvas 101) with a grade of **No Grade**
- History 210** (HIST-210) with a grade of **C+ 79.92%**
- Intro to Marketing** (M101) with a grade of **No Grade**

At the bottom of the screen, there is a navigation bar with three icons: a book icon labeled "Courses", a calendar icon labeled "Week", and a bell icon labeled "Alerts".

View the Parent App.

Learn how to [use the Canvas Parent app](#).

Previous Topic: [How do I create an account in the Canvas Parent app on my iOS device?](#)

Next Topic: [How do I use the Canvas Parent app on my iOS device?](#)

You are here

[Table of Contents](#) > [Observers](#) > How do I log in to the Canvas Parent app on my iOS device?

ATTACHMENTS

Visibility: 👁 Guides: Mobile • 6791 Views

Last modified on Aug 28, 2018 10:38 AM

Tags: ios parent observer parent app canvas parent app mobile guide

Categories: Canvas Parent App

0

3 Comments



Holmer Jordan

Aug 8, 2018 4:31 PM

Just downloaded the new version. I am an admin. The app does not show a way to log in without going through the schools main login. IE my institution's teachers and students authenticate through Microsoft but parents go through Canvas. How do they log in?

⚙ Actions

👍 Like • 0



jivedocs@instructure.com

@ Holmer Jordan on Aug 9, 2018 9:11 AM

Hi Holmer,

Thanks for your question! I recommend reaching out to your Customer Success Manager or Canvas Support to verify your authentication settings. They will be able to access your account and provide more accurate information for you. Please let us know if you have any additional questions.

Thanks!

Emily

2 people found this helpful

⚙ Actions

👍 Like • 1



jivedocs@instructure.com

@ Holmer Jordan on Aug 16, 2018 1:43 PM

Hi [Holmer](#),

I know it's only been a quick week, but I wanted to follow up with you to make sure that you were able to contact your CSM. Hopefully they were able to help answer your questions and provide you with a clear solution for your parents accessing the Parent App. If you have any further questions, or if there's anything else we can help with, please let us know. In the meantime, if we don't hear from you or if your question's been resolved, we'll mark this guide and in several weeks we'll go ahead and archive this comment thread.

Thanks,
Allie

Actions

Like • 0

Related Content

[How do I log in to the Canvas Parent app on my Android device?](#)

[How do I log in to the Student app on my iOS device?](#)

[How do I create an account in the Canvas Parent app on my iOS device?](#)

[How do I create an account in the Canvas Parent app on my Android device?](#)

[How do I log in to the Student app on my Android device?](#)

Recommended Content

[Anchor a div?](#)

[Speed grader](#)

[Keep getting a 401 when trying to access an endpoint](#)

[Changing Quiz Point values in bulk](#)

[Word Count???](#)

REFERENCE

[Community Guidelines](#)

[Security](#) | [Developers](#) | [Open Source](#)

COMPANY

[Partners](#) | [Jobs](#) | [About Us](#)

Follow us on: | | |

HELP

[Support](#) | [Guides](#) | [Releases](#) | [Status](#)

[Home](#) | [Top of page](#) | [Help](#)