




This document is official

[Log in](#) to create and rate content, and to follow, bookmark, and share content with other members.

How do I log in to the Canvas Parent app on my Android device?

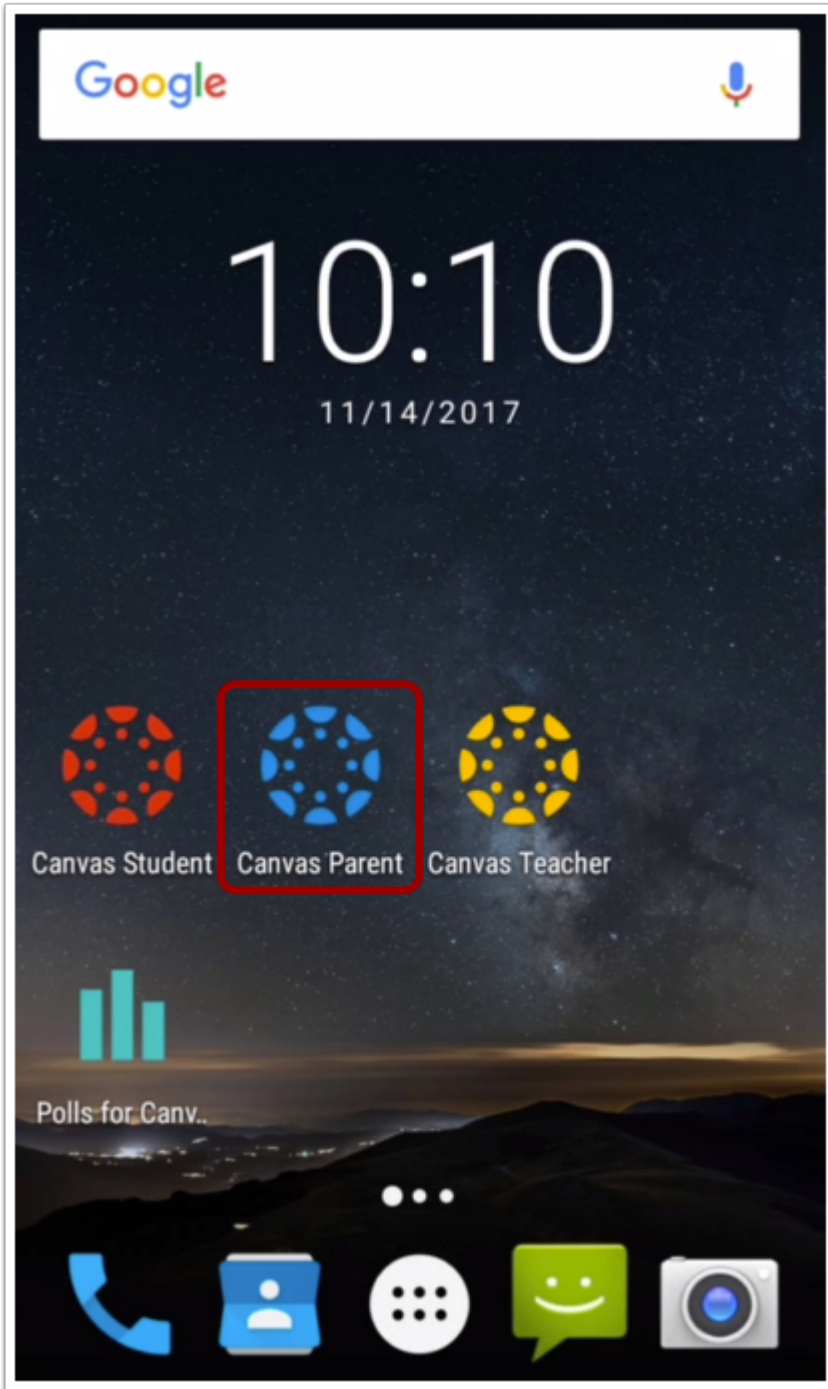
 Document created by **Canvas Doc Team**  on Apr 19, 2017 • Last modified by **Canvas Doc Team**  on Aug 28, 2018

 **Version 10**

 Like • 0  Comment • 0 

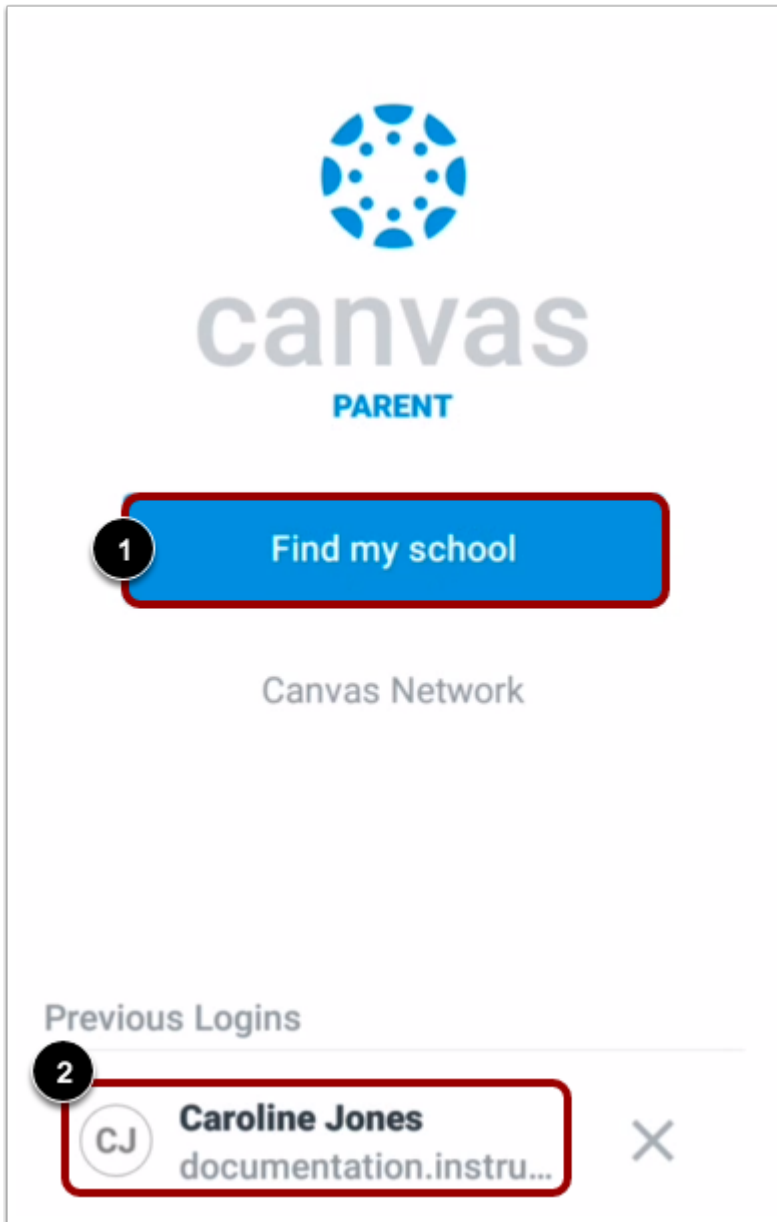
In the Canvas Parent app, you can log in with Canvas observer credentials to view student course information. If you do not have a Canvas account, you can [create an account in the Parent app](#).

Open App



Open your device and tap the **Canvas Parent** icon.

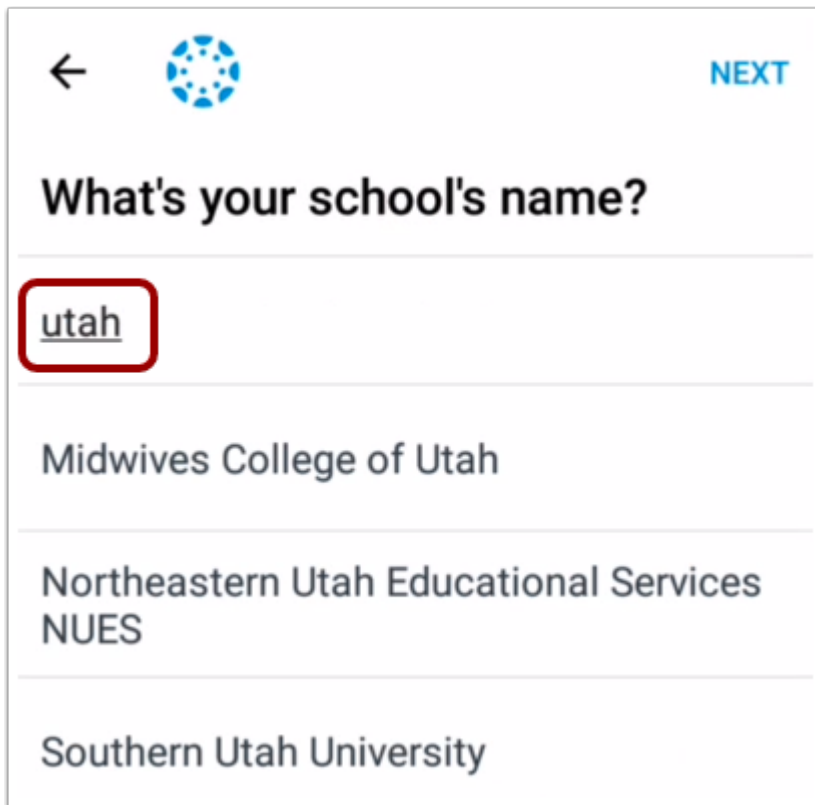
Find Your School



To find your institution, tap the **Find my school** button [1].

If you have previously logged into the app, you may be able to log into the app using a previous login. To use a previous login, tap your username [2].

Find Institution

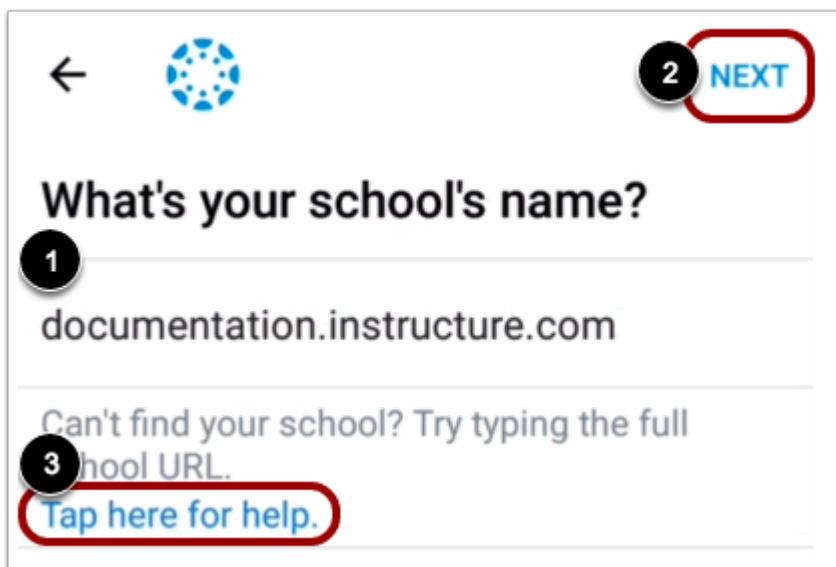


A screenshot of the Canvas Parent app search screen. At the top left is a back arrow and a blue circular logo. At the top right is the word "NEXT" in blue. The main heading is "What's your school's name?". Below this is a search input field containing the text "utah", which is highlighted with a red rounded rectangle. Below the search field is a list of search results: "Midwives College of Utah", "Northeastern Utah Educational Services NUES", and "Southern Utah University".

Enter the name of your institution or school district. When the full name appears in the search list, tap the name.

Note: If you are an admin and your school does not appear in the search list, please contact your CSM about mobile smart search.

Enter Canvas URL

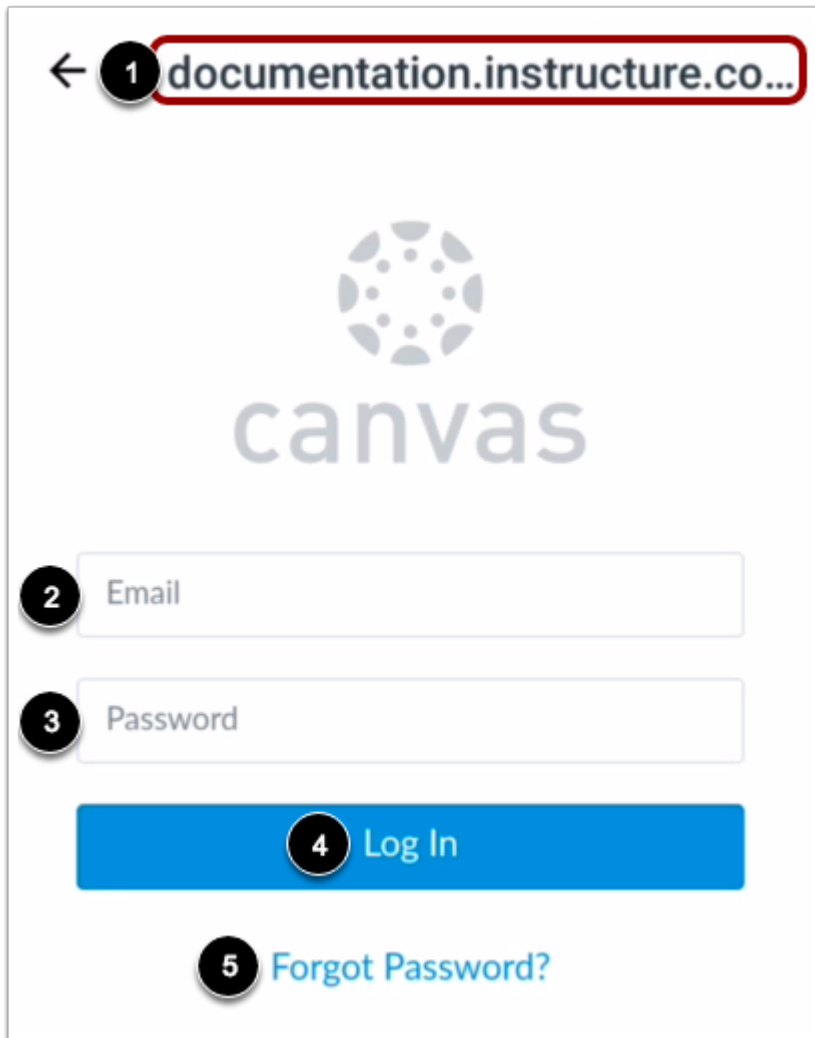


A screenshot of the Canvas Parent app search screen. At the top left is a back arrow and a blue circular logo. At the top right is a "NEXT" button with a "2" in a black circle next to it, both highlighted with a red rounded rectangle. The main heading is "What's your school's name?". Below this is a search input field containing the text "documentation.instructure.com", with a "1" in a black circle next to it. Below the search field is a message: "Can't find your school? Try typing the full school URL." Below this message is a link "Tap here for help." which is highlighted with a red rounded rectangle, with a "3" in a black circle next to it.

You can also log in using your Canvas URL. Enter your institution's Canvas URL in the search field [1]. Then tap the **Next** link [2].

If you don't know your Canvas URL, tap the **Tap here for help** link {3}.

Enter Login Credentials



The screenshot shows the Canvas mobile login interface. At the top, there is a back arrow and a URL field containing 'documentation.instructure.co...' with a red border and a '1' in a black circle. Below the URL is the Canvas logo, which consists of a circular icon of dots above the word 'canvas'. Underneath the logo are two input fields: 'Email' with a '2' in a black circle and 'Password' with a '3' in a black circle. Below the password field is a blue 'Log In' button with a '4' in a black circle. At the bottom, there is a link for 'Forgot Password?' with a '5' in a black circle.

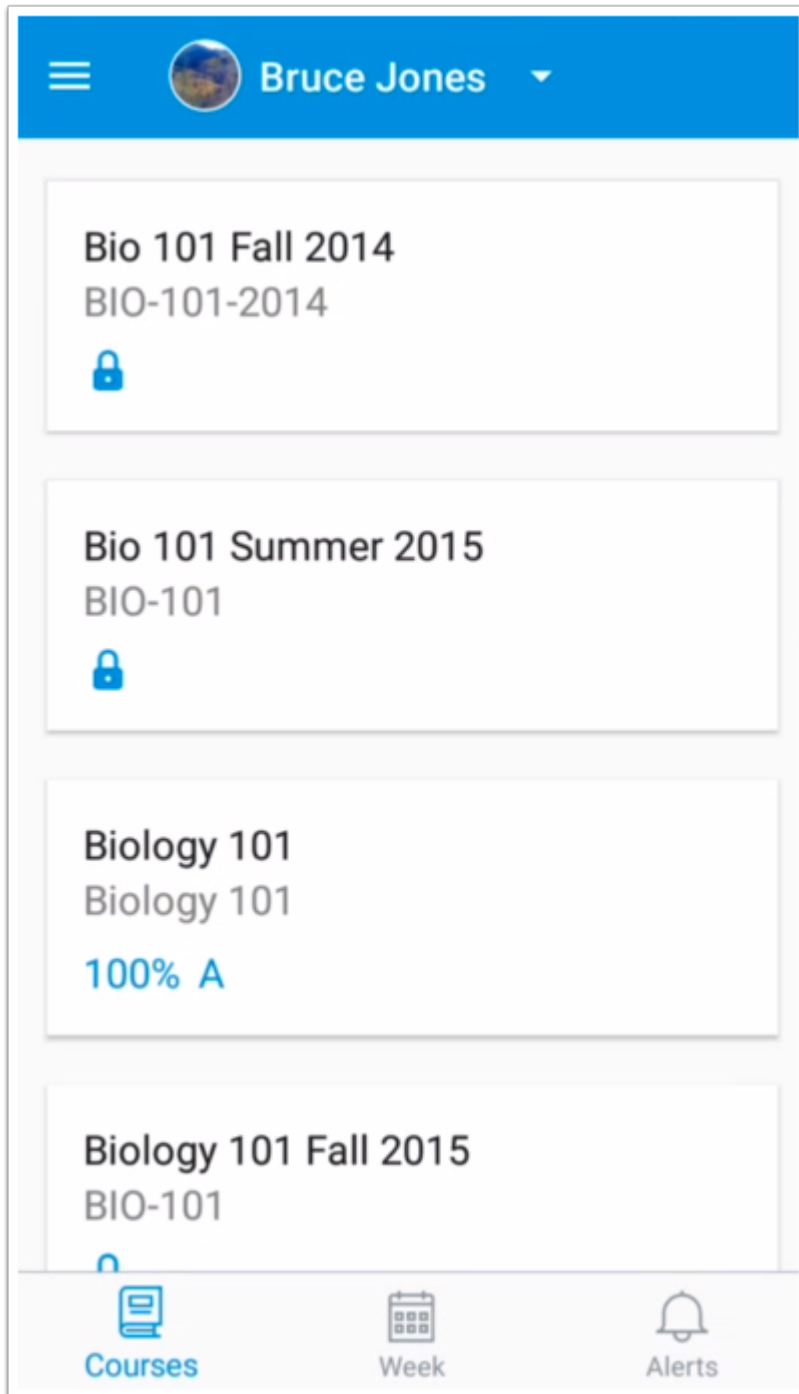
After you've located an account, you can view the Canvas URL at the top of the screen [1]. Enter your email [2] and password [3]. Then tap the **Log In** button [4].

If you don't know your password, tap the **Forgot Password?** link [5].

Notes:

- The Canvas email field credential varies according to institution. Some institutions may require a username or account number.
- If your Canvas mobile login page does not show the Forgot Password? link, contact your institution if you need to reset your password.
- If your institution requires you to log in to Canvas using their authentication system, you will be redirected to your institution's login page.

View Dashboard



The screenshot shows the Canvas Parent app dashboard for a user named Bruce Jones. The dashboard is organized into a list of course cards. At the top, there is a blue header with a hamburger menu icon, a profile picture of Bruce Jones, and his name. Below the header, there are four course cards:

- Bio 101 Fall 2014**
BIO-101-2014
A blue lock icon indicates the course is locked.
- Bio 101 Summer 2015**
BIO-101
A blue lock icon indicates the course is locked.
- Biology 101**
Biology 101
100% A (The grade is displayed in blue text)
- Biology 101 Fall 2015**
BIO-101
A blue lock icon indicates the course is locked.

At the bottom of the dashboard, there is a navigation bar with three icons: a book icon labeled "Courses", a calendar icon labeled "Week", and a bell icon labeled "Alerts".

View the course list for your student.

Learn how to [use the Canvas Parent app](#).

Previous Topic: [How do I download the Canvas Parent app on my Android device?](#)

Next Topic: [How do I create an account in the Canvas Parent app on my Android device?](#)

You are here

[Table of Contents](#) > [Observers](#) > How do I log in to the Canvas Parent app on my Android device?

ATTACHMENTS

Visibility:  **Guides:** [Mobile](#) • **3361 Views**

Last modified on Aug 28, 2018 10:35 AM

Tags: [android](#) [parent](#) [observer](#) [parent app](#) [canvas parent app](#) [mobile guide](#)

Categories: [Canvas Parent App](#)

0

0 Comments

Related Content

[How do I log in to the Polls app as an instructor on my Android device?](#)

[How do I log in to the Polls app as a student on my Android device?](#)

[How do I create an account in the Canvas Parent app on my Android device?](#)

[How do I log in to the Student app on my Android device?](#)

[How do I log in to the Canvas Parent app on my iOS device?](#)

Recommended Content

[Anchor a div?](#)

[Speed grader](#)

[Keep getting a 401 when trying to access an endpoint](#)

[Changing Quiz Point values in bulk](#)

[Word Count???](#)

REFERENCE

[Community Guidelines](#)
[Security](#) | [Developers](#) | [Open Source](#)

COMPANY

[Partners](#) | [Jobs](#) | [About Us](#)
Follow us on:  |  |  | 

HELP

[Support](#) | [Guides](#) | [Releases](#) | [Status](#)

[Home](#) | [Top of page](#) | [Help](#)