


This document is official

[Log in](#) to create and rate content, and to follow, bookmark, and share content with other members.

How do I generate a pairing code for an observer as a student?

 Document created by **Canvas Doc Team**  on Jul 14, 2018 • Last modified by **Canvas Doc Team**  on Jul 13, 2019

 **Version 18**

 Like • 3  Comment • 0 

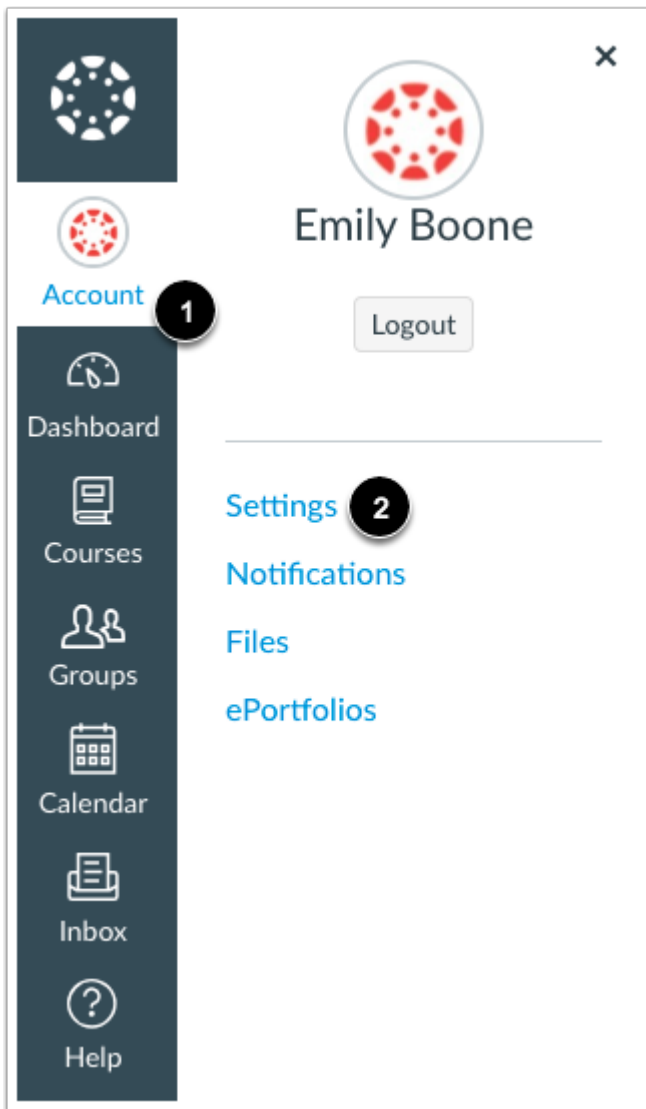
As a student, you can generate a pairing code to link an observer to your Canvas account. You must create a separate pairing code for each observer who wants to link to your account. For more information on pairing codes, view the [Pairing Codes - Frequently Asked Questions PDF](#) .

An observer may be your parent, guardian, mentor, counselor, or another individual who needs to view your Canvas courses. Linked observers can view and participate in certain elements of your Canvas courses. For more information on the observer role, view the [Observer Visibility and Participation PDF](#) .

Notes:

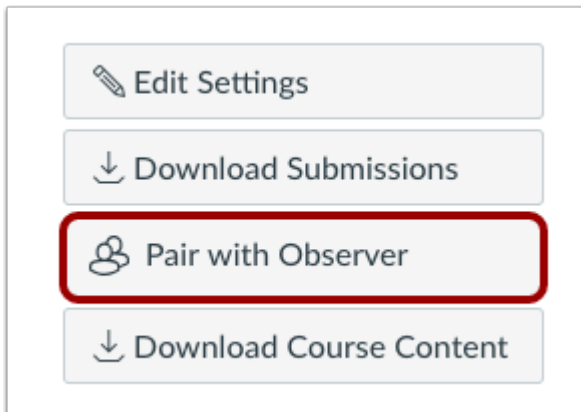
- If you are an observer and want to generate a pairing code for a student, you will need to log in to the student's Canvas account and follow the steps in this lesson. After you have copied the pairing code, you can link to the student by [entering the code in your User Settings](#).
- Pairing codes can only be generated in a web browser.

Open Settings



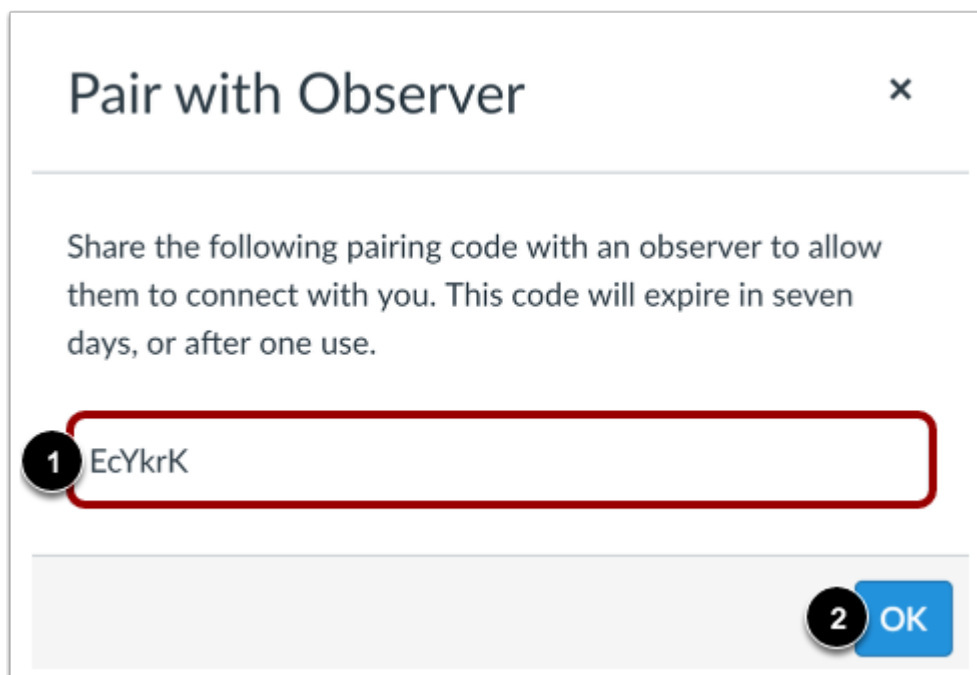
In Global Navigation, click the **Account** link [1], then click the **Settings** link [2].

Pair with Observer



Click the **Pair with Observer** button.

Copy Pairing Code



Copy the six-digit alphanumeric pairing code [1]. You will need to share the code with the observer who will link to your account. The pairing code will expire after seven days or its first use.

To close the window, click the **OK** button [2].

Note: Pairing codes are case sensitive.

Previous Topic: [How do I view course content offline as an ePub file as a student?](#)

Next Topic: [How do I add a text \(SMS\) contact method in Canvas as a student?](#)

You are here

[Table of Contents](#) > [Profile and User Settings](#) > How do I generate a pairing code for an observer as a student?

7 people found this helpful

ATTACHMENTS

Visibility:  Guides: [Canvas](#) • 375256 Views

Last modified on Jul 13, 2019 8:23 AM

Tags: [canvas](#) [user settings](#) [student](#) [observers](#) [student guide](#) [pairing code](#)

Categories: [Canvas Student](#)

Ratings:

Average User Rating

(0 ratings)

3

0 Comments

Related Content

[How do I generate a pairing code for an observer as an instructor?](#)

[How do I link a student to my user account as an observer?](#)

[How do I sign up for a Canvas account as a parent?](#)

[Canvas Student Guide - Table of Contents](#)

[How do I link a student to an observer in a course?](#)

Recommended Content

[Quizzes.Next: Option to Grade Quiz Offline](#)

[Which browsers does Canvas support?](#)

[Visibility Icons](#)

[Publish / Unpublish ALL Option](#)

[Quizzes.Next: Add Media Recording to Text Editor](#)

Incoming Links

[Pairing Codes - FAQ PDF](#)

[Comment on 'Canvas Release Notes \(2019-05-11\)'](#)

[Comment on 'Canvas Mobile Apps, Not Just for Students Anymore'](#)

[Re: Pairing code goes where?](#)

[Re: student pairing code](#)



REFERENCE

[Community Guidelines](#)

[Security](#)

[Developers](#)

[Open Source](#)

COMPANY

[Partners](#)

[Jobs](#)

[About Us](#)

[Privacy](#)

HELP

[Support](#)

[Guides](#)

[Releases](#)

[Status](#)

[Try Canvas](#)

[Learn More](#)



© 2019 Instructure. All rights reserved

[Home](#) | [Top of page](#)