



Future Planning

Class of 2023



How do I begin to plan for after high school?

Many options to consider:

- Two or four year college
- Technical School/professional trade license
- Work
- Military
- Gap/interim year

What to consider?

- Financial needs, fit and outcome
- Many great programs– affordable Certificate, Associate’s, Bachelor’s and Master’s degree programs– all within the MA State College system!
- **MassTransfer** - <http://www.mass.edu/masstransfer/>
 - 2 + 2 Transfer Options!
 - Any community college => Any smaller state university => UMASS after two years
 - [MassTransfer Video](#) (click to watch)

What should I be doing THIS year?

Keep up your grades this year! Get extra help, keep up with work!

Research and VISIT options (colleges, programs, etc.)

Teacher recommendations - some colleges will require 1-2 recommendations; you should speak with teachers about this junior spring

Meet with your school counselor - If you need a recommendation you will need to complete the “Student Interview Packet” and then meet with your counselor to discuss

If you are thinking of applying to a school Early Action or Early Decision, you should ask for letters of recommendation between April – June of junior year.

What should I be doing THIS year?

SAT & ACT

We recommend taking either at least 1 time your junior spring, and 1 time your senior fall.

▪ **To register and for more information and the dates:**

- SAT: www.collegeboard.org
- ACT: www.act.org

****If you believe you qualify for a fee waiver, please see the college & career counselor or your school counselor****

TOEFL

▪ **May be recommended for some students who learned a first language other than English.**

- Should be taken during fall of senior year
- For more information and to register: <http://www.ets.org/toefl>

WE WILL BE CONTINUING THIS CONVERSATION JUNIOR SPRING WITH YOU!

Transcript & GPA

- A transcript is a list of your **final grades** and **credits** received for each class that you've taken at Framingham High School. As a junior, it includes your **weighted GPA from Grades 9 and 10**.
- A transcript does not include:
 - Quarter grades or exam grades
 - Attendance
 - Discipline
 - Standardized Test Scores

Colleges Tab



You are viewing Naviance Student as Fabiana Framingham

NAVIANCE
BY POWERSCHOOL

Home Self-Discovery Careers **Colleges**

Welcome, Fabiana!

Search for Colleges SEARCH

Welcome to Naviance English Go

Welcome to the Framingham High School Naviance College Information System, aka Family Connection. The FHS School Counseling Department has integrated this software as a part of our College Counseling Curriculum. We think you will find this a useful tool in planning for life after high school.

My Favorites

- COLLEGES
I'm thinking about
- COLLEGES
I'm applying to
- CAREERS AND CLUSTERS
I'm thinking about

How to Search for Colleges

→ Under “Colleges” Tab

<https://succeed.naviance.com/auth/signin>

The screenshot shows the Naviance website interface. At the top, there is a navigation bar with the Naviance logo and several tabs: Home, Self-Discovery, Careers, and Colleges. The 'Colleges' tab is selected. Below the navigation bar, there is a dropdown menu with the following options: College Home, Find Your fit, SuperMatch College Search (highlighted with a red arrow), Advanced College Search, and College Lookup. To the right of the dropdown menu, there are four columns of options: Research Colleges, Apply to College, Scholarships & Money, and a fourth column with options like Scholarships I'm Applying To and National Scholarship Search. Below the dropdown menu, there is a main content area with a welcome message and a sidebar with sections for COLLEGES, COLLEGES, and CAREERS AND CLUSTERS.

We recommend:

- SuperMatch College Search

Other tools:

- College Lookup
- College Compare
- College Search

Scattergrams

- Scattergrams show to which colleges and universities **former FHS students have applied**.
- They show whether each student was **accepted, waitlisted, or denied**.
- You can use these graphs to **determine how likely it is that you will be accepted** to a particular college or university.

How to View Scattergrams

Type the college
you want to
learn about

The screenshot displays the Naviance website interface. At the top left is the Naviance logo with the text "BY POWERSCHOOL". The navigation menu includes "Home", "Self-Discovery", "Careers", and "Colleges". On the right side of the header, there are icons for a heart, a plus sign, an envelope, a profile icon labeled "FF", and "About Me", followed by a "LOG OUT" button. Below the header, a personalized greeting reads "Welcome, Fabiana!". A search bar is prominently featured with the placeholder text "Type a college name" and a magnifying glass icon. A red arrow points from the text "Type the college you want to learn about" to this search bar. To the right of the search bar is a "SEARCH" button. Below the search bar, the page is divided into two main sections. The left section, titled "Welcome to Naviance", contains a language selector set to "English" and a "Go" button. The main text in this section reads: "Welcome to the Framingham High School Naviance College Information System, aka Family Connection. The FHS School Counseling Department has integrated this software as a part of our College Counseling Curriculum. We think you will find this a useful tool in planning for life after high school." A "Read more" button is located at the bottom of this section. The right section, titled "My Favorites", lists three items: "COLLEGES I'm thinking about" with a red heart icon, "COLLEGES I'm applying to" with a red graduation cap icon, and "CAREERS AND CLUSTERS I'm thinking about" with a red heart icon. A small laptop icon with a plus sign is visible in the bottom right corner of the page.

1) Click on the school Framingham State

Lookup by name

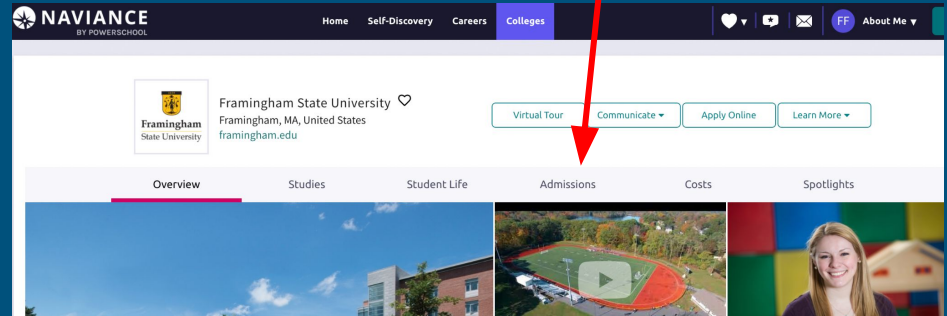
Framingham state

College search results You searched by Keyword: "Framingham state"

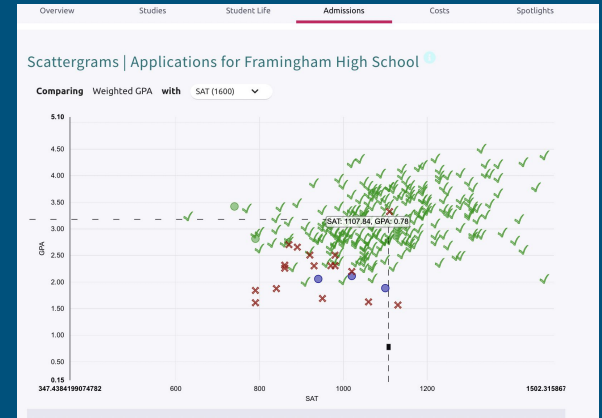
+ = extended profile available = colleges applied to

College	Location
Framingham State University	Framingham, MA


2) Click "Admissions"

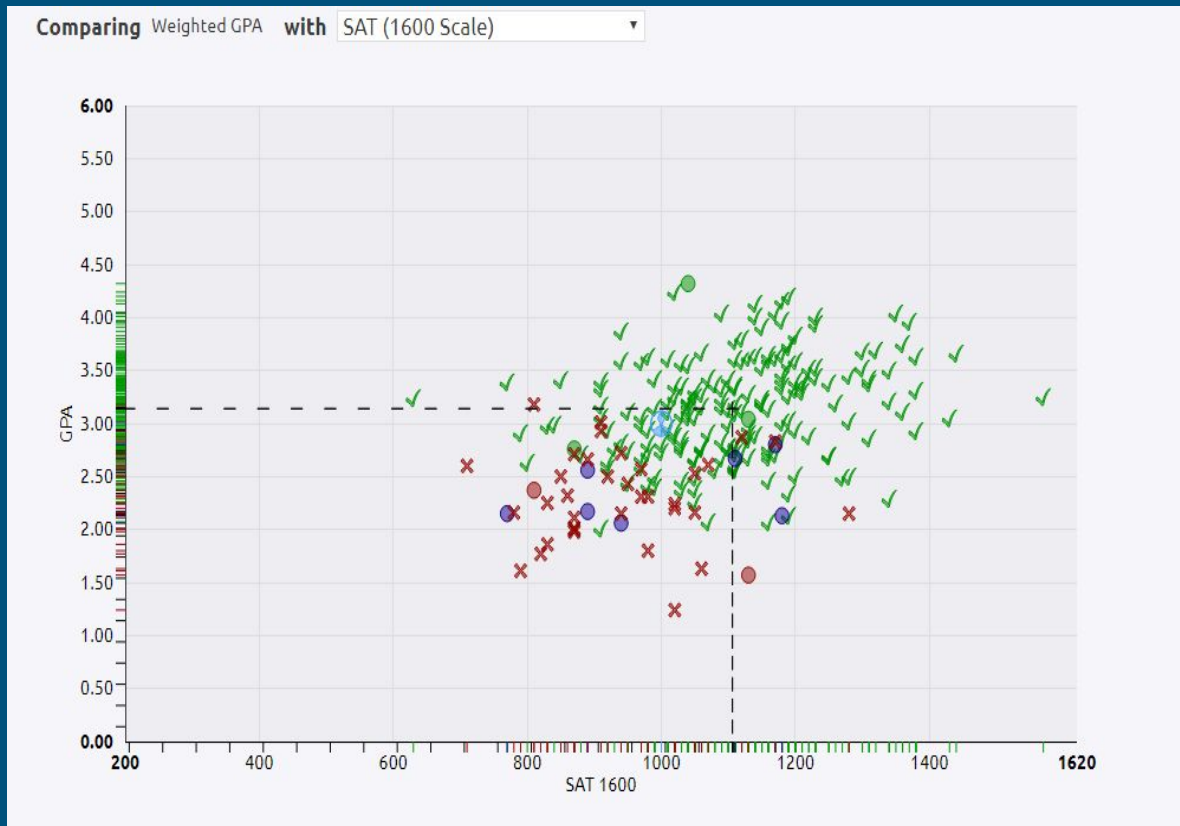


3) Scroll down!



Scattergram for Framingham State

- ✓ = Accepted students
- ✗ = Students not accepted
- = Waitlisted/Accepted students
- = Waitlisted/Unknown
- = Waitlisted/Denied
-  = You (based on your GPA and ACT/SAT scores)



How to Search Careers

[Home](#)[Self-Discovery](#)[Careers](#)[Colleges](#)[About Me](#)

Welcome, Fabiana!

Search for Colleges



SEARCH

Welcome to Naviance

English



Go

Welcome to the Framingham High School Naviance College Information System, aka Family Connection. The FHS School Counseling Department has integrated this software as a part of our College Counseling Curriculum. We think you will find this a useful tool in planning for life after high school.

Family connection will allow students to research colleges, use FHS

[Read more](#)

My Favorites



COLLEGES

[I'm thinking about](#)



COLLEGES

[I'm applying to](#)

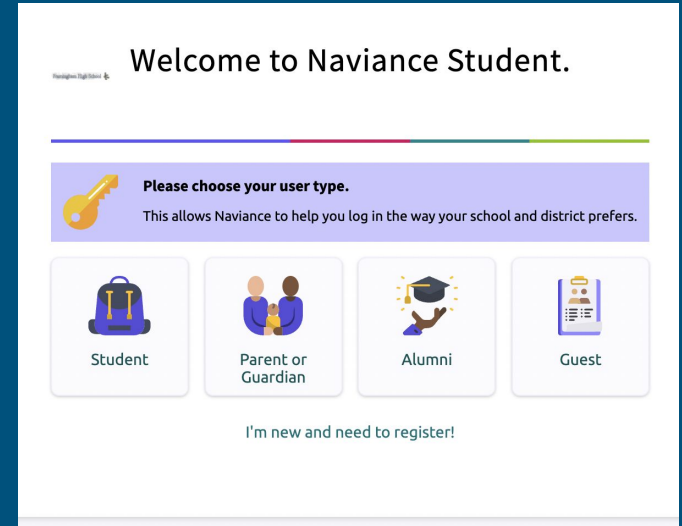


CAREERS AND CLUSTERS

[I'm thinking about](#)

How to log into Naviance

- **Go to:**
www.connection.naviance.com/Framingham
- Enter your email address and password
- **Forgot your password?** Click the “Forgot your Password?” link and you will receive an email to reset.
- **Don't have a Naviance Account yet?** We will register you today.



Now it's your turn!

You will now research careers OR colleges. Your task is to fill in either side of the activity worksheet.

Search tools:

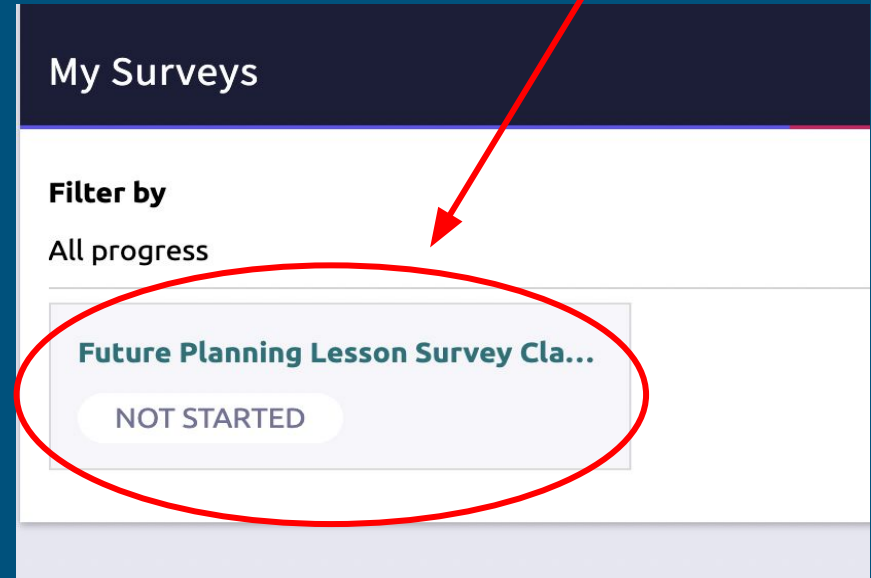
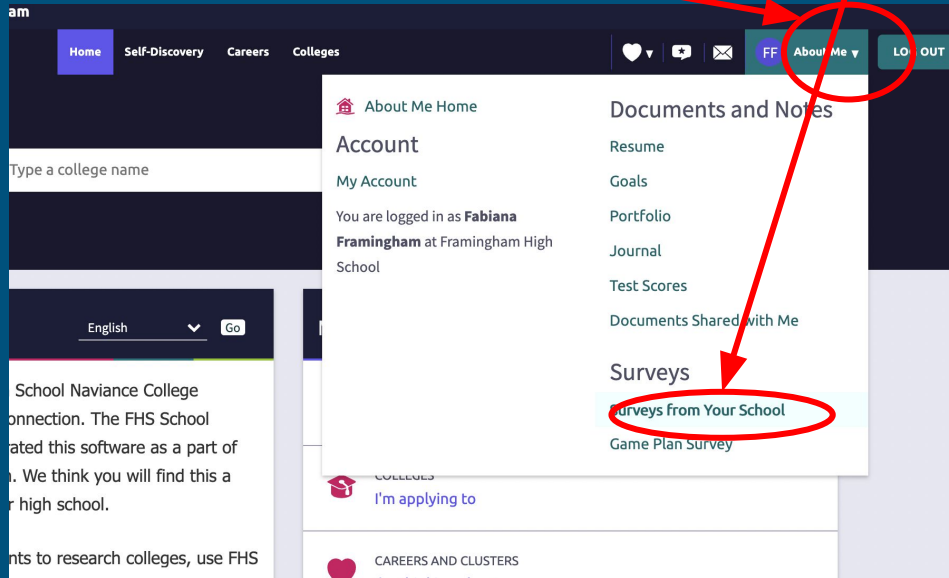
- SuperMatch (for college searches)
- Career Interest Profiler (for career searches)

Post-Test

1) Click "About Me"

2) Surveys from Your School

3) Click on "Future Planning Lessons..."



Please respond honestly, there is no right or wrong answer. Your answers help us to plan future lessons.