



A Parent's Guide to Distance Learning Using Google Classroom

As parents, it is important to know how the school will be delivering your students instruction and the expectations for attendance and grading. Therefore, we have developed the following in order to inform parents of the basic functions of Google Classroom and how they can help assist their child if the need for distance learning arises.

Google Classroom Overview

Please click on the link below to access the “Google Classroom for Parents” video.
[Google Classroom for Parents](#)

Homework Expectations

Students will be expected to remain on the same pacing schedule as students who are in the traditional classroom environment. Assignment due dates will remain the same for all students in both distance learning and the traditional classroom. This is critical to allow students to integrate successfully in and out of these settings as needed.

All work will be graded and students' grades may increase or decrease during distance learning.


How do I know what assignments my student has to complete?

Most assignments will be posted under the “Classwork” tab for each of their subjects.

1. **Login to Google Classroom** (Your student will know their username and password - if you need assistance, please call the office)
2. **View the “Stream”** - You can view the “Stream” by clicking on the “Stream” Tab at the top of the page. The Stream provides a chronological list of assignments in one location, which is easy to view.


An example of a Google Classroom Stream is included below.


Stream Classwork People

 **Cassandra Edwards**
Mar 9


March 9

1. Re-read section 33-2 and pages 794-795 of Chapter 33.
2. View the attached photographs of Manzanar War Relocation Camp.
3. Answer the questions on the attached document. Please write answers on notebook paper and turn in.



 **Manzanar Adams Studen...**
PDF


 **Japanese-American Rem...**
Google Docs

1 class comment

 **Cassandra Edwards** Mar 9

Note: Ignore the questions on the pdf document (at the end of the photographs) and answer the questions on the separate Google document.

 Add class comment... 


 **Cassandra Edwards**
Mar 6

March 6

Consult the interactive timeline "America on the Sidelines" (on the attached link), and examine the events that took place in Europe and Asia. For each event, read the overview. When you are finished, click on "Select a Course of Action." This will present a menu of options on the right-hand side of the page. Select the option that you think the Roosevelt administration actually chose. After you have found the correct answer, read the paragraph at the bottom of the page before moving on to the next event.

After you have finished, answer the following two questions on a piece of notebook paper:

1. How successful were the Neutrality Acts in keeping the United States out of war in the 1930s?
2. How might the events of the 1930s worked out differently if Americans had not been prohibited from selling arms or extending loans to belligerents?

 **US Neutrality- Europe/As...**
<https://teachingamericanhist...>

Attendance

In order to be counted present, students must check-in to ALL of their classes each day before 9:00AM.

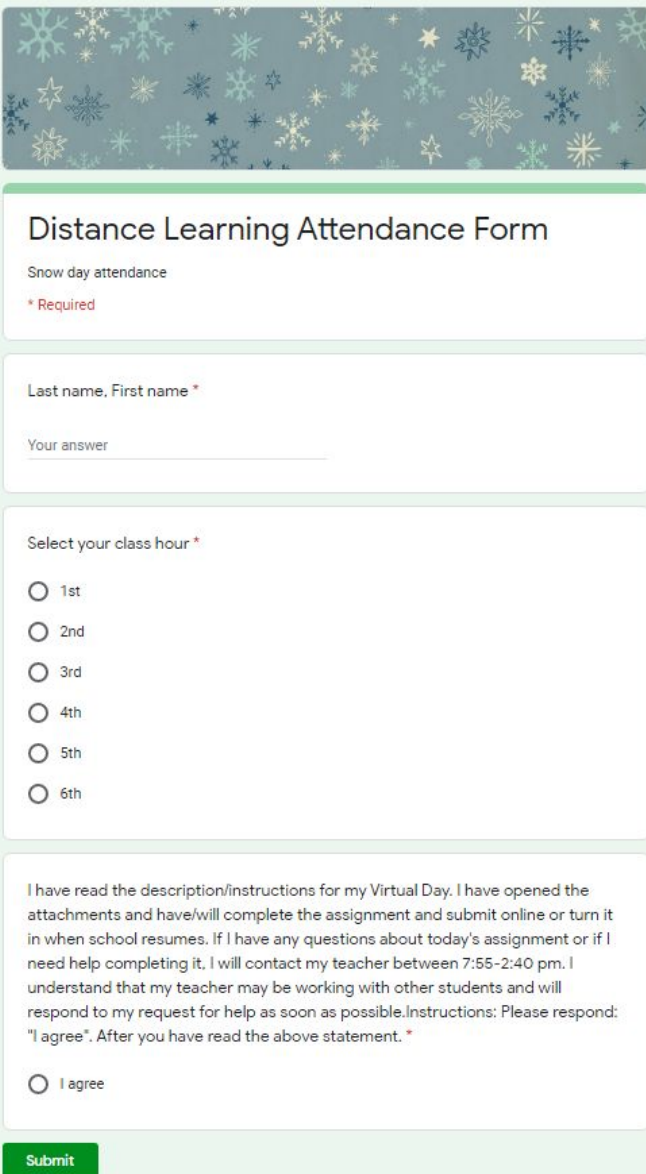
How does my student check in?

Student's check-in by:

1. Opening their Google Classroom
2. Completing the Google Classroom Attendance Form for the day.

****Students must check-in to ALL of their classes individually.**

An example of a Google Classroom Attendance Form is included below.



The image shows a screenshot of a Google Classroom attendance form. At the top, there is a decorative banner with a pattern of snowflakes in various colors (blue, green, yellow, and white) on a dark teal background. Below the banner, the form is titled "Distance Learning Attendance Form" in a large, dark font. Underneath the title, it says "Snow day attendance" in a smaller font, followed by a red asterisk and the word "Required". The form contains three main sections: 1. A text input field labeled "Last name, First name *" with a red asterisk, and a placeholder text "Your answer". 2. A radio button selection section labeled "Select your class hour *" with a red asterisk, containing six options: "1st", "2nd", "3rd", "4th", "5th", and "6th", each with an unselected radio button. 3. A text area containing a paragraph of instructions: "I have read the description/instructions for my Virtual Day. I have opened the attachments and have/will complete the assignment and submit online or turn it in when school resumes. If I have any questions about today's assignment or if I need help completing it, I will contact my teacher between 7:55-2:40 pm. I understand that my teacher may be working with other students and will respond to my request for help as soon as possible. Instructions: Please respond: 'I agree'. After you have read the above statement. *". Below this text is a radio button labeled "I agree". At the bottom of the form, there is a green "Submit" button.