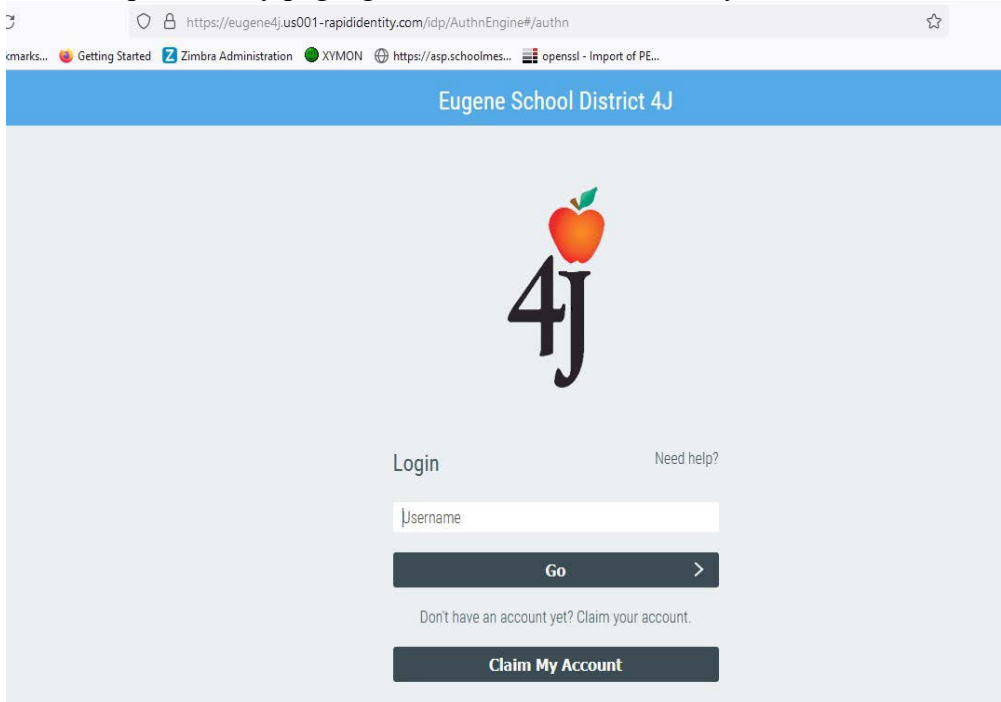


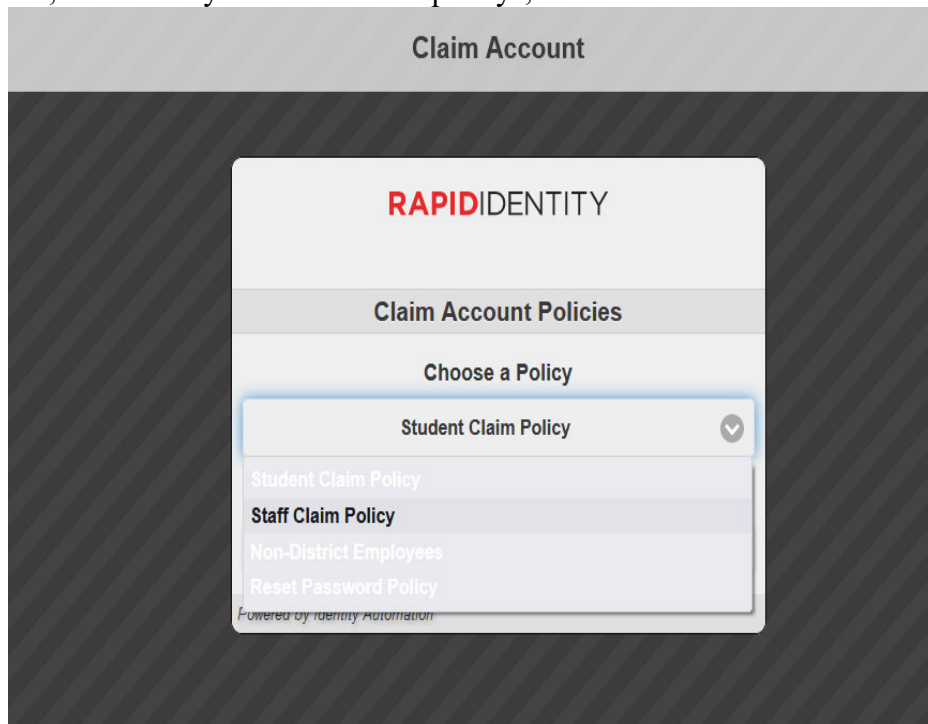
To reset your password.

Navigate to <https://ri.4j.lane.edu>  
this will redirect to our identity manager hosted off-site.

At the Rapid Identity page, go to the bottom and 'claim' your account.



On the next screen, where it says "student claim policy", click there and select 'staff claim policy'.



After "next", you'll need to enter your email name, your employee ID, and your last 4 of SSN.

**Claim Account**

**RAPIDIDENTITY**


**Step 1**

Answer the following questions to claim your account:

**E-Mail (Be sure to include @4j.lane.edu): \***

**Employee ID: \***

**Last Four Of SSN: \***

**Next** 

Powered by Identity Automation

Click next, it should take you to the next screen to enter a password.

## Claim Account


# RAPIDIDENTITY

### Step 2

#### Update Your Password

Your password should be **at least 8 characters** long and contain **at least 1 of each of the following**:

- Upper case character
- Lower case character
- Number
- Special character (e.g. !@#%&\*)

Next 

Powered by Identity Automation

After it thinks a minute, it should say your password was set and present a list of 10 security questions.

### Password Change Complete

**Your password was successfully changed. Please do NOT click your browser's back button.**

**your name**

You must answer at least 3 of the pre-defined questions below.  
Questions must be between 3 and 255 characters each.  
Answers must be between 3 and 255 characters each.

**Pre-Defined Questions**

**Who is your favorite character?**

  
**Who was your favorite athlete growing up?**  
**What is your favorite fruit?**  
**Name your favorite childhood physician?**  
**Least favorite high-school activity?**

Answer at least 3 of them to set your security questions to reset your password in the future. Once it's done, your password should work for all 4J services.