



Crest Interior Painting 2015
Eugene Public School District 4J
Eugene, Oregon

CIP # 420.780.724

ADDENDUM NUMBER ONE

July 8, 2015

This addendum is issued to clarify, change, and correct the Request for Donation and Contract Documents and shall form a part of the Contract. Acknowledge receipt of this Addendum in the space provided on the Quotation Form. Failure to do so may subject the Quoter to disqualification.

SPECIFICATIONS:

1. Pre-Bid Conference Attendees:
Attached is the list of attendees at the Pre-Bid Conference held July 7, 2015 at 9:30 am.

DRAWINGS:

2. Page 1:
Changes made to the Color Schedule on Page 1 of the Drawings are in red font.
3. Page 2:
Paint additional walls and toilet partitions in four (4) toilet rooms, plus one (1) health room. Areas of work shown in blue with red cloud and addendum symbol.

Donald F. Philpot, AIA

Attachments: Attachment No. 1: Page 1 of Drawings
Attachment No. 2: Page 2 of Drawings
Pre-Bid Conference Attendees

END OF ADDENDUM NUMBER ONE

CREST ELEMENTARY INTERIOR PAINTING

GENERAL NOTES at CREST ELEMENTARY:

1. The only casework to be painted is the cabinets in the Kitchen. Casework painting means finishing all surfaces as they are finished now, inside and out, including movable shelves and backs of casework.
2. Existing painted surfaces have numerous paint layers and bottom layers may contain lead based paint. Should suspect layers be encountered, contact District for remedy.
3. Protect surfaces not to be painted from damage and debris. Repair any damage to areas during work.
4. Inspect, prepare for and re-caulk and seal at joint of dissimilar materials (window frames to walls, masonry, etc.).
5. Mask murals and cut tight with scheduled paint colors.
6. Remove and reinstall all wire baskets or covers protecting speakers, heating controls, etc. Remove and reinstall all mechanically fastened signage, graphics, etc, from walls, doors or surfaces to receive paint coatings.
- 10 Remove staples, fasteners, and any adhesive applied labels to wall surfaces and cabinetry prior to final coats.

SCOPE OF WORK at CREST ELEMENTARY:


1. All surfaces in areas to be painted are to be prepped, receive a full prime coat and painted, unless noted otherwise.
2. Acoustic ceilings are not to be painted. Hard ceilings in general are to be painted, which includes the Toilet Rooms.
3. Prep and finish casework the same as they are now.
4. Remove and replace any coat hooks, cabinet pulls, etc., and any other wall mounted items before beginning prep. Patch holes and drywall
 5. Most rooms have a single wall color with the exception of the Gymnasium and Cafeteria which may have the 4J white lower and Whisper White upper portions.

COLOR SCHEDULE (and Picture Legend):

<u>Paint Color</u>	<u>Finish</u>	<u>Mfr.</u>	<u>Typical Application</u>
4J White	Semi-gloss	Sherwin Williams Super Paint SE-7250	Walls.
4J White	Semi-gloss epoxy	Sherwin Williams Pre-Cat Epoxy K46-W151	Toilet Room and Kitchen Walls. Hard Ceilings. Any door jambs painted white. Cabinets in Kitchen. Screen Door in Kitchen
Whisper White	Semi-gloss	Sherwin Williams Super Paint SE-7986	Basket Ball Backboards and Supports.
Whisper White	Flat or Satin	Sherwin Williams Acoustic Paint SE-7986	Upper Walls and Acoustic Ceilings in Gym and Cafeteria and Kitchen.
Clear (Urethane)	Satin	McCloskey #80-7505	Clear finished casework in Kitchen.
No Paint	Kitchen shelves w/ plastic laminate or melamine surfaces. Wainscots and walls with melamine surface. Stained beams and columns in gym. Acoustic Ceilings UON.		



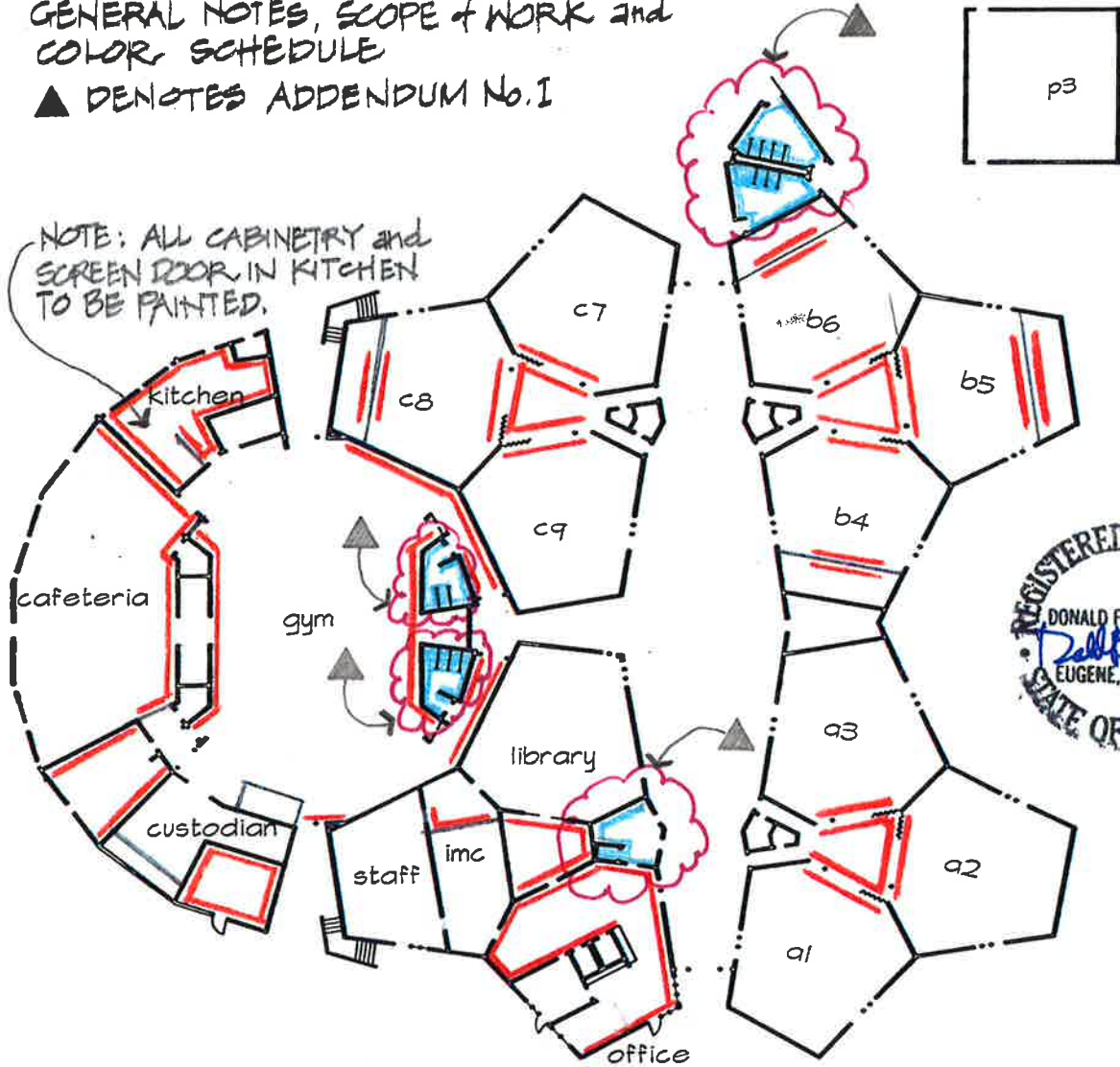
LEGEND

 DENOTE WALL SURFACES TO BE PAINTED.

REFER TO PAGE 1 OF DRAWINGS FOR GENERAL NOTES, SCOPE OF WORK and COLOR SCHEDULE

 DENOTES ADDENDUM No.1

NOTE: ALL CABINETRY and SCREEN DOOR IN KITCHEN TO BE PAINTED.



p3




PLAN • CREST ELEM.

no scale

7/8/2015

p1

Crest Drive Elementary
scale 1"=40'


p2

Sign up sheet:

PRE-QUOTE WALK THRU

Crest Interior Painting 2015

Eugene, Oregon CIP # 420.780.724

Tuesday, July 7, 2015 at 9:30 am

Name	Company	Address	Phone and FAX and e-mail	
Rich Stanton	WC Finishes	PO Box 639 Waltherville, Or. 97489	541-485-4328 fax 541-431-1139 wcfinishes@msn.com	✓
Max Coon	Williamsen & Bleid	1120 N. Flint Portland	503-288-4100 fax 503-288-4101 dmartin@wbleid.com	✓
Tom Fleshman Gerald	Western Partitions Inc.	90496 Hwy 99 North, Ste 2 Eugene, OR 97402	541-338-9700 fax 554-338-9701 tom.fleshman@westernpartitions.com	✓
Kevin Davis	Northwest Wall Systems	745A River Ave. Eugene, OR 97404	541-689-5884 fax 541-736-8002 kevind@nwwsinc.com	✓