

## FROM THE PRINCIPAL

Dear Parents and Community Members,

Middle school is an important time for your student. At Kelly, we help students develop the academic skills they will need in high school and beyond.

4J middle schools:

- Monitor students' progress and provide extra support when needed
- Emphasize reading and writing in all content areas
- Implement the Common Core State Standards, AVID (Advancement Via Individual Determination) and WICOR (Writing, Inquiry, Collaboration, Organization, Reading) strategies, and other methodologies to better prepare students for college and careers

- Administer the EXPLORE survey to eighth graders to identify learning needs, interests, strengths and areas for improvement.

Our middle schools also provide special interest clubs and extracurricular activities. Each school has a counselor to advise students and has implemented a program for creating a safe school culture free of harassment and discrimination.

Parents are critical to student success. You can help by staying in touch with the school, working with your student to track and manage homework, monitoring grades and test scores, and talking about how important school is for your student's future. We look forward to partnering with you to help your student have a great year.

Thank you,

Principal | Wes Flinn

## SCHOOL PROFILE

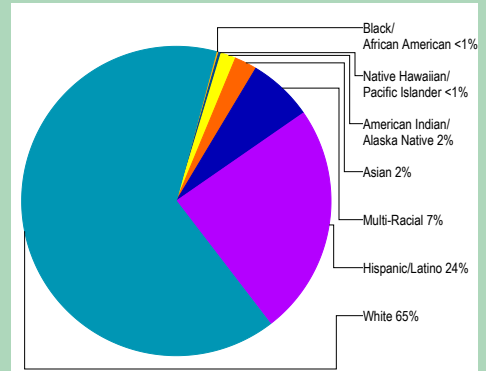
Enrollment 2013-14	384
Change from previous year	-7.9%
Students attending 90% or more of enrolled days	>95%

### Select Demographics 2013-14

English Learners	11%
<i>Students who have ever been eligible for or participated in a program to acquire academic English.</i>	
Economically disadvantaged	68%
Students with disabilities	12%
Number of different languages spoken:	6

Note: a "\*" is displayed when the data must be suppressed to protect student confidentiality.

## STUDENTS

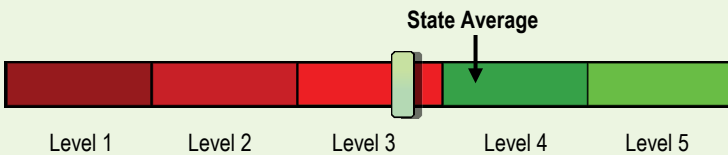


## OVERALL STATE RATING

HOW ARE STUDENTS AT THIS SCHOOL PERFORMING COMPARED TO THOSE AT OTHER SCHOOLS?

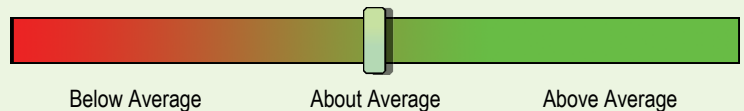
The overall state rating is intended to summarize this school's particular successes and challenges. It is based on a combination of up to five factors. Three of these factors come from standardized test scores in reading and math: student achievement, student growth, and the growth of underserved subgroups. Please be aware that this rating is based mainly on high-stakes testing and accordingly, represents a limited view of student performance. Other aspects of this report card are designed to put this rating in the proper context.

Compared to all schools statewide in 2013-14, this school is rated as Level 3.



- Level 1** = Falls into the bottom 5% of schools
- Level 2** = Falls between 5% and 15% of schools
- Level 3** = Falls between 15% and 44% of schools
- Level 4** = Falls between 44% and 90% of schools
- Level 5** = Falls into the top 10% of schools

Compared to middle schools with similar student demographics in 2013-14, this school's rating is about average.



- Below average** = Falls into the bottom third of comparison schools
- About average** = Falls into the middle third of comparison schools
- Above average** = Falls into the top third of comparison schools

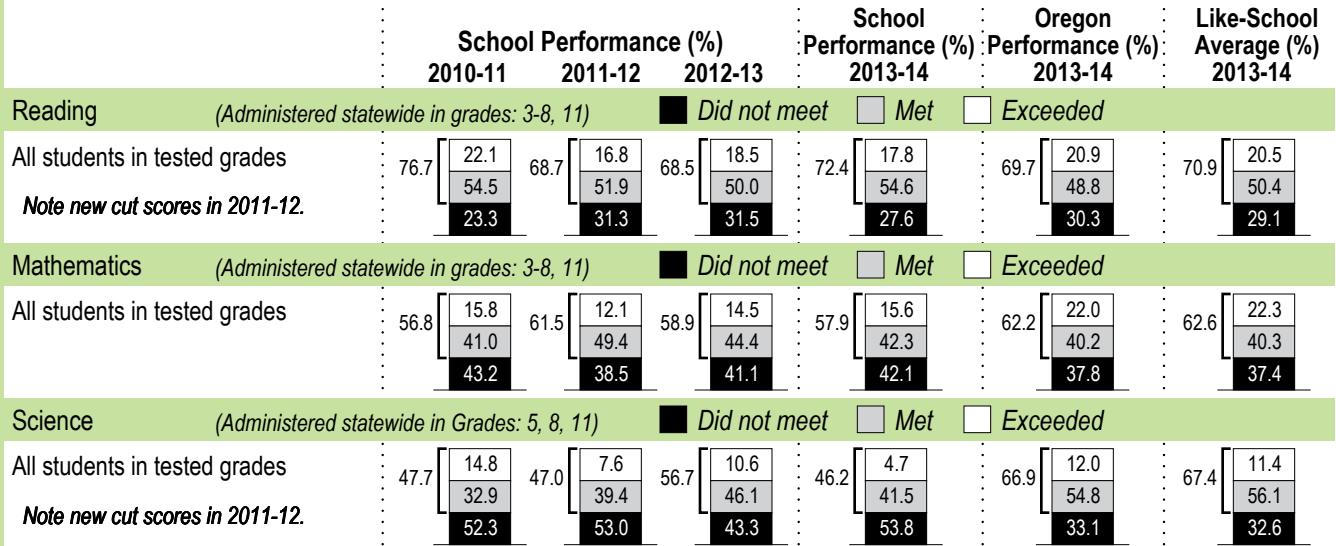
## PROGRESS ARE STUDENTS MAKING ADEQUATE GAINS OVER TIME?

### SCHOOL PERFORMANCE

Performance of students enrolled in the school for a full academic year

Did at least 95% of the students at this school take required assessments?  Yes  No

Participation rate criteria are in place to ensure schools test as many eligible students as possible



Visit [www.ode.state.or.us/go/data](http://www.ode.state.or.us/go/data) for additional assessment results.

Note: a "\*" is displayed when data are unavailable or to protect student confidentiality.

## OUTCOMES FOR KEY STUDENT GROUPS AT THIS SCHOOL COMPARED TO THE SAME GROUPS STATEWIDE

### STUDENT GROUP OUTCOMES

	School Performance (%)	Oregon Performance (%)	School Compared to OR Average	School Performance (%)	Oregon Performance (%)	School Compared to OR Average	School Performance (%)	Oregon Performance (%)	School Compared to OR Average		
<b>Economically Disadvantaged</b>				<b>American Indian/Alaska Native</b>			<b>Native Hawaiian/Pacific Islander</b>				
Reading	65.6	57.8	+7.8	Reading	*	54.9	*	Reading	*	55.6	*
Mathematics	53.4	49.5	+3.9	Mathematics	*	45.6	*	Mathematics	*	52.4	*
Science	38.7	54.6	-15.9	Science	*	54.0	*	Science	*	48.4	*
<b>English Learners</b>				<b>Asian</b>			<b>White</b>				
Reading	32.4	47.7	-15.3	Reading	>95	79.8	*	Reading	78.7	75.8	+2.9
Mathematics	37.8	46.5	-8.7	Mathematics	>95	81.3	*	Mathematics	60.9	67.3	-6.4
Science	20.0	40.5	-20.5	Science	*	74.8	*	Science	50.8	74.5	-23.7
<b>Students with Disabilities</b>				<b>Black/African American</b>			<b>Female</b>				
Reading	22.0	30.5	-8.5	Reading	*	50.5	*	Reading	77.5	73.7	+3.8
Mathematics	14.6	22.3	-7.7	Mathematics	*	39.1	*	Mathematics	56.5	63.7	-7.2
Science	<5	36.7	*	Science	*	39.1	*	Science	56.6	64.9	-8.3
<b>Migrant</b>				<b>Hispanic/Latino</b>			<b>Male</b>				
Reading	*	42.5	*	Reading	53.8	52.4	+1.4	Reading	66.9	65.9	+1.0
Mathematics	*	41.2	*	Mathematics	45.1	47.0	-1.9	Mathematics	59.4	60.7	-1.3
Science	*	33.2	*	Science	37.9	45.9	-8.0	Science	35.8	68.8	-33.0
<b>Talented and Gifted</b>				<b>Multi-Racial</b>							
Reading	>95	98.5	*	Reading	76.9	73.6	+3.3	<p>Note: a "*" is displayed when data are unavailable or to protect student confidentiality.</p>			
Mathematics	>95	98.2	*	Mathematics	69.2	64.5	+4.7				
Science	>95	98.1	*	Science	38.5	70.5	-32.0				

**CURRICULUM & LEARNING ENVIRONMENT** WHAT IS THIS SCHOOL DOING TO IMPROVE STUDENT LEARNING AND TO PREPARE STUDENTS FOR THE FUTURE?

**SCHOOL READINESS**

Advisory program

Programs for creating a culture free of harassment and discrimination

School climate survey

Programs to create healthy relationships and support among students

A full-time counselor

**ACADEMIC SUPPORT**

AVID classes to support student success in school

Talented and Gifted (TAG) program

English Language Learner program

Special education program with a learning center

Progress monitoring for academic intervention

Title I intervention classes

**ACADEMIC ENRICHMENT**

GANAS program — leadership and academic development for Latino youth

Dual immersion Spanish enrichment program

Japanese immersion program

Band and orchestra

**CAREER & TECHNICAL EDUCATION**

Leadership electives

**EXTRA-CURRICULAR ACTIVITIES/ AFTER SCHOOL PROGRAMS**

Track team

Oregon Battle of the Books

Special interest clubs

BEST After-School Program

*Data and information in the Curriculum and Learning Environment section was provided by local schools and districts and was not verified by the Oregon Department of Education.*