

FROM THE PRINCIPAL

Dear Parents and Community Members,

4J elementary schools provide an excellent, well-rounded education in a welcoming and caring environment where every child is valued and motivated to learn. Our teachers know their students—their individual strengths, challenges and passions—and strive to spark a love of learning in every child.

Our ongoing efforts to help all students succeed include:

- Implementing the Common Core State Standards, which will better prepare students for later learning and careers
- Supporting students' social development and fostering a caring school community with the Caring For Kids program

- Monitoring each student's learning progress so teachers know where to provide extra challenges or additional help.

Thank you for being engaged in your child's education. All students benefit from active attention and support at home. Some ways you can help are reading with your child at home, providing encouragement and a quiet study space for homework, communicating with your child's teacher, attending parent-teacher conferences and, if you're able, volunteering at the school.

We look forward to partnering with you to help your student have a great year.

Thank you,

Principal | Allan Chinn

SCHOOL PROFILE

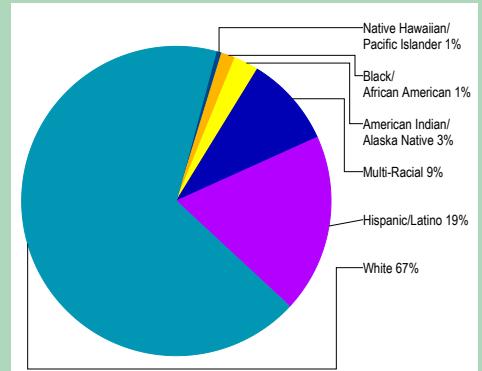
Enrollment 2013-14	348
K-3	241
4-5	107
Change from previous year	+13.4%
Students attending 90% or more of enrolled days	>95%
.....	
Average elementary class size in 2012-13	25.8

Note: a "*" is displayed when the data must be suppressed to protect student confidentiality.

Select Demographics 2013-14

English Learners	7%
<i>Students who have ever been eligible for or participated in a program to acquire academic English.</i>	
Economically disadvantaged	75%
Students with disabilities	22%
.....	
Number of different languages spoken:	2

STUDENTS

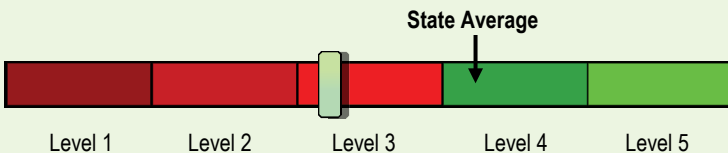


OVERALL STATE RATING

HOW ARE STUDENTS AT THIS SCHOOL PERFORMING COMPARED TO THOSE AT OTHER SCHOOLS?

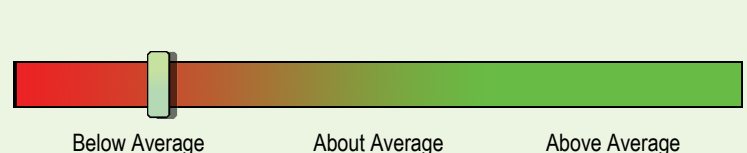
The overall state rating is intended to summarize this school's particular successes and challenges. It is based on a combination of up to five factors. Three of these factors come from standardized test scores in reading and math: student achievement, student growth, and the growth of underserved subgroups. Please be aware that this rating is based mainly on high-stakes testing and accordingly, represents a limited view of student performance. Other aspects of this report card are designed to put this rating in the proper context.

Compared to all schools statewide in 2013-14, this school is rated as **Level 3**.



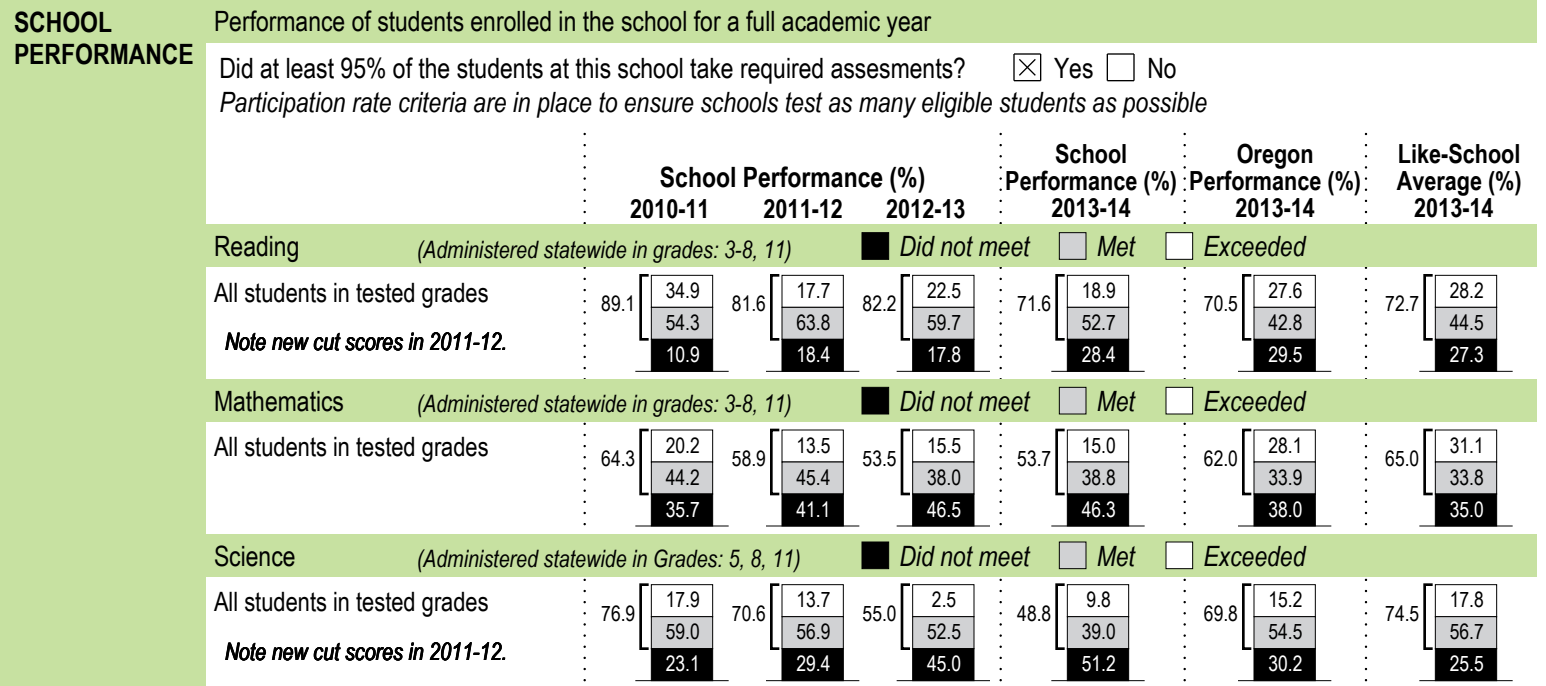
- Level 1** = Falls into the bottom 5% of schools
- Level 2** = Falls between 5% and 15% of schools
- Level 3** = Falls between 15% and 44% of schools
- Level 4** = Falls between 44% and 90% of schools
- Level 5** = Falls into the top 10% of schools

Compared to elementary schools with similar student demographics in 2013-14, this school's rating is **below average**.



- Below average** = Falls into the bottom third of comparison schools
- About average** = Falls into the middle third of comparison schools
- Above average** = Falls into the top third of comparison schools

PROGRESS ARE STUDENTS MAKING ADEQUATE GAINS OVER TIME?



Visit www.ode.state.or.us/go/data for additional assessment results.

Note: a "*" is displayed when data are unavailable or to protect student confidentiality.

OUTCOMES FOR KEY STUDENT GROUPS AT THIS SCHOOL COMPARED TO THE SAME GROUPS STATEWIDE

STUDENT GROUP OUTCOMES	School Performance (%)	Oregon Performance (%)	School Compared to OR Average	School Performance (%)	Oregon Performance (%)	School Compared to OR Average	School Performance (%)	Oregon Performance (%)	School Compared to OR Average		
	Economically Disadvantaged				American Indian/Alaska Native			Native Hawaiian/Pacific Islander			
Reading	67.0	59.1	+7.9	Reading	*	57.5	*	Reading	*	54.8	*
Mathematics	49.1	49.5	-0.4	Mathematics	*	48.4	*	Mathematics	*	48.9	*
Science	40.7	57.5	-16.8	Science	*	56.4	*	Science	*	49.6	*
English Learners				Asian			White				
Reading	38.5	45.0	-6.5	Reading	*	79.2	*	Reading	77.2	77.7	-0.5
Mathematics	30.8	42.7	-11.9	Mathematics	*	78.5	*	Mathematics	61.0	68.3	-7.3
Science	*	42.1	*	Science	*	78.0	*	Science	58.1	78.2	-20.1
Students with Disabilities				Black/African American			Female				
Reading	46.7	41.8	+4.9	Reading	*	52.6	*	Reading	79.4	73.0	+6.4
Mathematics	26.7	33.2	-6.5	Mathematics	*	38.8	*	Mathematics	55.9	61.4	-5.5
Science	30.0	44.2	-14.2	Science	*	48.5	*	Science	36.8	67.9	-31.1
Migrant				Hispanic/Latino			Male				
Reading	*	41.3	*	Reading	51.7	50.9	+0.8	Reading	65.0	68.0	-3.0
Mathematics	*	40.9	*	Mathematics	41.4	44.6	-3.2	Mathematics	51.9	62.5	-10.6
Science	*	40.5	*	Science	16.7	47.0	-30.3	Science	59.1	71.6	-12.5
Talented and Gifted				Multi-Racial							
Reading	*	98.4	*	Reading	83.3	75.6	+7.7	<div style="border: 1px solid black; padding: 5px;"> Note: a "*" is displayed when data are unavailable or to protect student confidentiality. </div>			
Mathematics	>95	98.2	*	Mathematics	41.7	64.7	-23.0				
Science	*	98.2	*	Science	*	75.1	*				

CURRICULUM & LEARNING ENVIRONMENT WHAT IS THIS SCHOOL DOING TO IMPROVE STUDENT LEARNING AND TO PREPARE STUDENTS FOR THE FUTURE?

SCHOOL READINESS

- | | |
|--|---|
| Kindergarten assessment | Part-time counselor |
| Free breakfast for all students and free lunch for eligible students | Caring For Kids providing Caring Schools Curriculum |
| School nursing services and access to health clinic at a high school | School-wide positive behavior support program |

ACADEMIC SUPPORT

- Progress monitoring for academic intervention
- Programs and services for students with disabilities
- Personalized instruction at appropriate level for Talented and Gifted (TAG) students
- English Language Learner program
- Targeted small group instruction in the areas of math and reading
- Active parent-teacher organization

ACADEMIC ENRICHMENT

- Technology immersion program, recognized as an Apple Distinguished School
- Strong technology focus utilizing a variety of digital tools, 1:1 access to personal learning devices
- Music teacher and full-time physical education teacher
- Student leadership opportunities
- School Garden Project
- Weekly school library visits with a school librarian
- Field trips related to academics

EXTRA-CURRICULAR ACTIVITIES/ AFTER SCHOOL PROGRAMS

- | | |
|--|----------------------------|
| After-school academic and activity programs | Oregon Battle of the Books |
| Strings program for students in grades 4 and 5 | BEST After-School Program |

Data and information in the Curriculum and Learning Environment section was provided by local schools and districts and was not verified by the Oregon Department of Education.