

## FROM THE PRINCIPAL

Dear Parents and Community Members,

4J elementary schools provide an excellent, well-rounded education in a welcoming and caring environment where every child is valued and motivated to learn. Our teachers know their students—their individual strengths, challenges and passions—and strive to spark a love of learning in every child.

Our ongoing efforts to help all students succeed include:

- Implementing the Common Core State Standards, which will better prepare students for later learning and careers
- Supporting students' social development and fostering a caring school community with the Caring For Kids program

- Monitoring each student's learning progress so teachers know where to provide extra challenges or additional help.

Thank you for being engaged in your child's education. All students benefit from active attention and support at home. Some ways you can help are reading with your child at home, providing encouragement and a quiet study space for homework, communicating with your child's teacher, attending parent-teacher conferences and, if you're able, volunteering at the school.

We look forward to partnering with you to help your student have a great year.

Thank you,

Principal | Tom Horn

## SCHOOL PROFILE

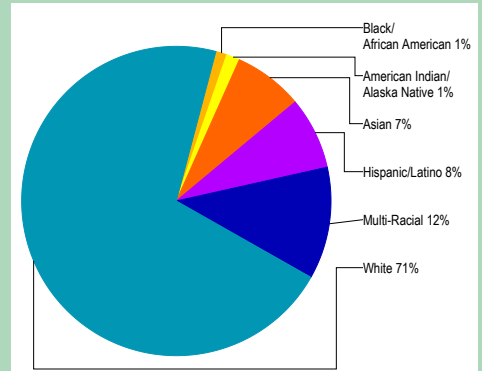
Enrollment 2013-14	358
K-3	233
4-5	125
Change from previous year	+3.8%
Students attending 90% or more of enrolled days	>95%
.....	
Average elementary class size in 2012-13	28.3

Note: a "\*" is displayed when the data must be suppressed to protect student confidentiality.

### Select Demographics 2013-14

English Learners	<5%
<i>Students who have ever been eligible for or participated in a program to acquire academic English.</i>	
Economically disadvantaged	33%
Students with disabilities	12%
.....	
Number of different languages spoken:	11

## STUDENTS

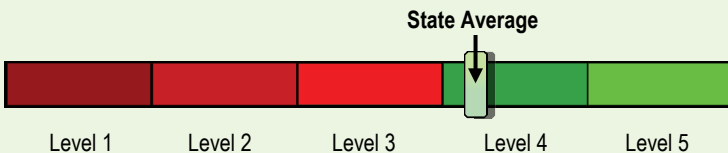


## OVERALL STATE RATING

HOW ARE STUDENTS AT THIS SCHOOL PERFORMING COMPARED TO THOSE AT OTHER SCHOOLS?

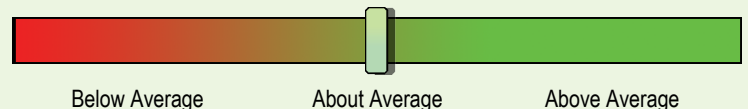
The overall state rating is intended to summarize this school's particular successes and challenges. It is based on a combination of up to five factors. Three of these factors come from standardized test scores in reading and math: student achievement, student growth, and the growth of underserved subgroups. Please be aware that this rating is based mainly on high-stakes testing and accordingly, represents a limited view of student performance. Other aspects of this report card are designed to put this rating in the proper context.

Compared to all schools statewide in 2013-14, this school is rated as Level 4.



- Level 1** = Falls into the bottom 5% of schools
- Level 2** = Falls between 5% and 15% of schools
- Level 3** = Falls between 15% and 44% of schools
- Level 4** = Falls between 44% and 90% of schools
- Level 5** = Falls into the top 10% of schools

Compared to elementary schools with similar student demographics in 2013-14, this school's rating is about average.



- Below average** = Falls into the bottom third of comparison schools
- About average** = Falls into the middle third of comparison schools
- Above average** = Falls into the top third of comparison schools

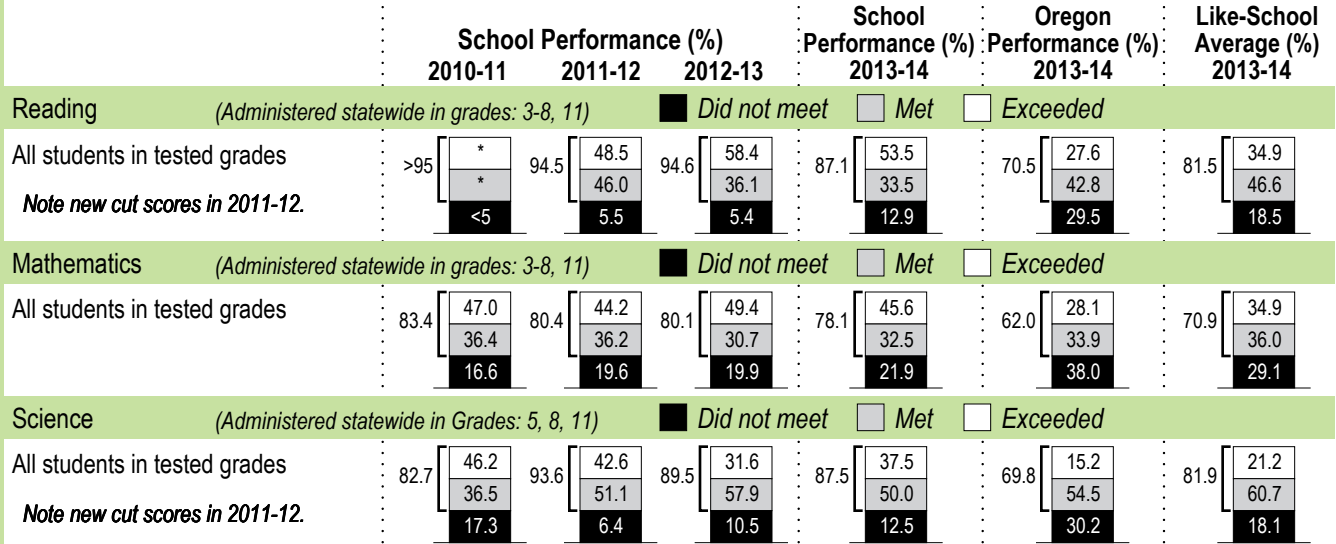
## PROGRESS ARE STUDENTS MAKING ADEQUATE GAINS OVER TIME?

### SCHOOL PERFORMANCE

Performance of students enrolled in the school for a full academic year

Did at least 95% of the students at this school take required assessments?  Yes  No

Participation rate criteria are in place to ensure schools test as many eligible students as possible



Visit [www.ode.state.or.us/go/data](http://www.ode.state.or.us/go/data) for additional assessment results.

Note: a "\*" is displayed when data are unavailable or to protect student confidentiality.

## OUTCOMES FOR KEY STUDENT GROUPS AT THIS SCHOOL COMPARED TO THE SAME GROUPS STATEWIDE

### STUDENT GROUP OUTCOMES

	School Performance (%)	Oregon Performance (%)	School Compared to OR Average	School Performance (%)	Oregon Performance (%)	School Compared to OR Average	School Performance (%)	Oregon Performance (%)	School Compared to OR Average		
<b>Economically Disadvantaged</b>				<b>American Indian/Alaska Native</b>			<b>Native Hawaiian/Pacific Islander</b>				
Reading	73.5	59.1	+14.4	Reading	*	57.5	*	Reading	*	54.8	*
Mathematics	63.3	49.5	+13.8	Mathematics	*	48.4	*	Mathematics	*	48.9	*
Science	80.0	57.5	+22.5	Science	*	56.4	*	Science	*	49.6	*
<b>English Learners</b>				<b>Asian</b>			<b>White</b>				
Reading	*	45.0	*	Reading	88.9	79.2	+9.7	Reading	88.8	77.7	+11.1
Mathematics	*	42.7	*	Mathematics	77.8	78.5	-0.7	Mathematics	80.6	68.3	+12.3
Science	*	42.1	*	Science	*	78.0	*	Science	88.4	78.2	+10.2
<b>Students with Disabilities</b>				<b>Black/African American</b>			<b>Female</b>				
Reading	77.8	41.8	+36.0	Reading	*	52.6	*	Reading	91.3	73.0	+18.3
Mathematics	50.0	33.2	+16.8	Mathematics	*	38.8	*	Mathematics	83.8	61.4	+22.4
Science	>95	44.2	*	Science	*	48.5	*	Science	93.1	67.9	+25.2
<b>Migrant</b>				<b>Hispanic/Latino</b>			<b>Male</b>				
Reading	*	41.3	*	Reading	62.5	50.9	+11.6	Reading	83.3	68.0	+15.3
Mathematics	*	40.9	*	Mathematics	56.3	44.6	+11.7	Mathematics	73.0	62.5	+10.5
Science	*	40.5	*	Science	71.4	47.0	+24.4	Science	81.5	71.6	+9.9
<b>Talented and Gifted</b>				<b>Multi-Racial</b>							
Reading	>95	98.4	*	Reading	>95	75.6	*	<div style="border: 1px solid black; padding: 5px;">                     Note: a "*" is displayed when data are unavailable or to protect student confidentiality.                 </div>			
Mathematics	>95	98.2	*	Mathematics	86.7	64.7	+22.0				
Science	*	98.2	*	Science	>95	75.1	*				

**CURRICULUM & LEARNING ENVIRONMENT** WHAT IS THIS SCHOOL DOING TO IMPROVE STUDENT LEARNING AND TO PREPARE STUDENTS FOR THE FUTURE?

**SCHOOL READINESS**

Kindergarten assessment

Free breakfast and lunch for eligible students

School nursing services and access to health clinic at a high school

Caring For Kids providing Caring Schools Curriculum

School-wide positive behavior support program

**ACADEMIC SUPPORT**

Progress monitoring for academic intervention

Programs and services for students with disabilities

Personalized instruction at appropriate level for Talented and Gifted (TAG) students

English Language Learner program

Active parent and community volunteers

Active parent-teacher organization

**ACADEMIC ENRICHMENT**

Music and physical education taught by specialist teachers

Strong partnership with University of Oregon programs

Field trips related to academic, social and emotional learning

Marine science theme

Meet the Masters art program

School Garden Project

Oregon Green School

**EXTRA-CURRICULAR ACTIVITIES/ AFTER SCHOOL PROGRAMS**

After-school academic and activity programs

Oregon Battle of the Books

*Data and information in the Curriculum and Learning Environment section was provided by local schools and districts and was not verified by the Oregon Department of Education.*