

FROM THE PRINCIPAL

Dear Parents and Community Members,

Middle school is an important time for your student. At Cal Young, we help students develop the academic skills they will need in high school and beyond. Our mission is to provide a caring community that challenges and supports all students to achieve.

4J middle schools:

- Monitor students' progress and provide extra support when needed
- Emphasize reading and writing in all content areas
- Implement the Common Core State Standards, AVID (Advancement Via Individual Determination) and WICOR (Writing, Inquiry, Collaboration, Organization, Reading) strategies, and other methodologies to better prepare students for college and careers
- Administer the EXPLORE survey to eighth graders to identify learning needs, interests, strengths and areas for improvement

- Emphasize digital literacy skills and use of technology as active learners.

Our middle schools also provide special interest clubs and extracurricular activities. Each school has a counselor to advise students and has implemented a program for creating a safe school culture free of harassment and discrimination.

Parents are critical to student success. You can help by staying in touch with the school, working with your student to track and manage homework, monitoring grades and test scores, and talking about how important school is for your student's future. We look forward to partnering with you to help your student have a great year.

Thank you,

Principal | Kim Watry

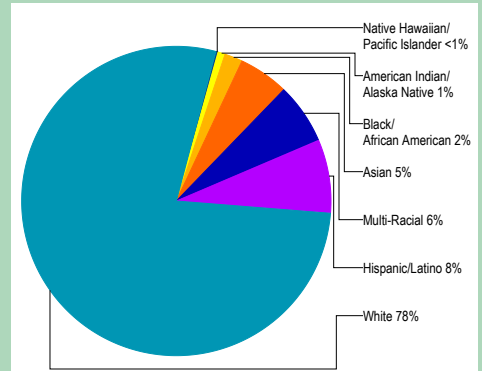
SCHOOL PROFILE

Enrollment 2013-14	534
Change from previous year	-2.9%
Students attending 90% or more of enrolled days	>95%

Note: a "*" is displayed when the data must be suppressed to protect student confidentiality.

Select Demographics 2013-14	
English Learners	<5%
<i>Students who have ever been eligible for or participated in a program to acquire academic English.</i>	
Economically disadvantaged	30%
Students with disabilities	11%
Number of different languages spoken:	10

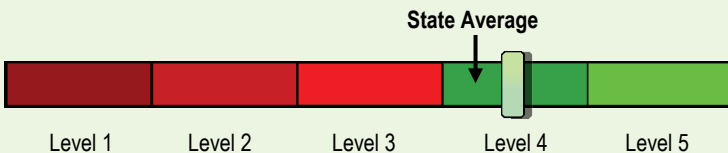
STUDENTS



OVERALL STATE RATING HOW ARE STUDENTS AT THIS SCHOOL PERFORMING COMPARED TO THOSE AT OTHER SCHOOLS?

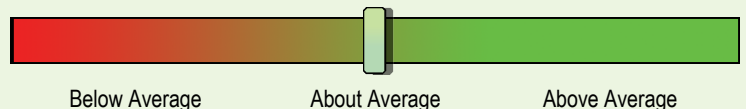
The overall state rating is intended to summarize this school's particular successes and challenges. It is based on a combination of up to five factors. Three of these factors come from standardized test scores in reading and math: student achievement, student growth, and the growth of underserved subgroups. Please be aware that this rating is based mainly on high-stakes testing and accordingly, represents a limited view of student performance. Other aspects of this report card are designed to put this rating in the proper context.

Compared to all schools statewide in 2013-14, this school is rated as Level 4.



- Level 1** = Falls into the bottom 5% of schools
- Level 2** = Falls between 5% and 15% of schools
- Level 3** = Falls between 15% and 44% of schools
- Level 4** = Falls between 44% and 90% of schools
- Level 5** = Falls into the top 10% of schools

Compared to middle schools with similar student demographics in 2013-14, this school's rating is about average.



- Below average** = Falls into the bottom third of comparison schools
- About average** = Falls into the middle third of comparison schools
- Above average** = Falls into the top third of comparison schools

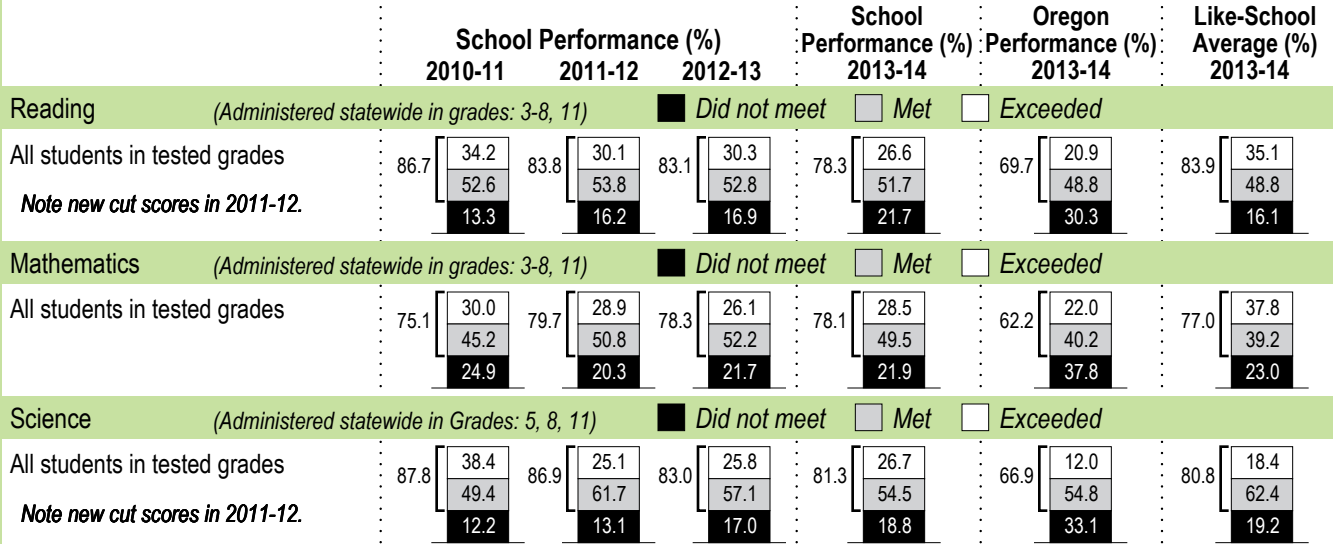
PROGRESS ARE STUDENTS MAKING ADEQUATE GAINS OVER TIME?

SCHOOL PERFORMANCE

Performance of students enrolled in the school for a full academic year

Did at least 95% of the students at this school take required assessments? Yes No

Participation rate criteria are in place to ensure schools test as many eligible students as possible



Visit www.ode.state.or.us/go/data for additional assessment results.

Note: a "*" is displayed when data are unavailable or to protect student confidentiality.

OUTCOMES FOR KEY STUDENT GROUPS AT THIS SCHOOL COMPARED TO THE SAME GROUPS STATEWIDE

STUDENT GROUP OUTCOMES

	School Performance (%)	Oregon Performance (%)	School Compared to OR Average	School Performance (%)	Oregon Performance (%)	School Compared to OR Average	School Performance (%)	Oregon Performance (%)	School Compared to OR Average		
Economically Disadvantaged				American Indian/Alaska Native			Native Hawaiian/Pacific Islander				
Reading	68.0	57.8	+10.2	Reading	*	54.9	*	Reading	*	55.6	*
Mathematics	64.7	49.5	+15.2	Mathematics	*	45.6	*	Mathematics	*	52.4	*
Science	67.3	54.6	+12.7	Science	*	54.0	*	Science	*	48.4	*
English Learners				Asian			White				
Reading	35.3	47.7	-12.4	Reading	84.6	79.8	+4.8	Reading	79.5	75.8	+3.7
Mathematics	47.1	46.5	+0.6	Mathematics	92.3	81.3	+11.0	Mathematics	78.7	67.3	+11.4
Science	14.3	40.5	-26.2	Science	66.7	74.8	-8.1	Science	83.9	74.5	+9.4
Students with Disabilities				Black/African American			Female				
Reading	38.5	30.5	+8.0	Reading	55.6	50.5	+5.1	Reading	80.9	73.7	+7.2
Mathematics	23.1	22.3	+0.8	Mathematics	66.7	39.1	+27.6	Mathematics	77.8	63.7	+14.1
Science	47.4	36.7	+10.7	Science	*	39.1	*	Science	78.3	64.9	+13.4
Migrant				Hispanic/Latino			Male				
Reading	*	42.5	*	Reading	64.1	52.4	+11.7	Reading	75.8	65.9	+9.9
Mathematics	*	41.2	*	Mathematics	66.7	47.0	+19.7	Mathematics	78.3	60.7	+17.6
Science	*	33.2	*	Science	62.5	45.9	+16.6	Science	83.9	68.8	+15.1
Talented and Gifted				Multi-Racial							
Reading	>95	98.5	*	Reading	77.4	73.6	+3.8				
Mathematics	>95	98.2	*	Mathematics	75.0	64.5	+10.5				
Science	>95	98.1	*	Science	81.8	70.5	+11.3				

Note: a "*" is displayed when data are unavailable or to protect student confidentiality.

CURRICULUM & LEARNING ENVIRONMENT WHAT IS THIS SCHOOL DOING TO IMPROVE STUDENT LEARNING AND TO PREPARE STUDENTS FOR THE FUTURE?

SCHOOL READINESS

Advisory program

School climate survey

A full-time counselor

Programs for creating a culture free of harassment and discrimination

Programs to create healthy relationships and support among students

ACADEMIC SUPPORT

AVID classes to support student success in school

Talented and Gifted (TAG) program

English Language Learner program

Special education program

Progress monitoring for academic intervention

Math concepts courses

ACADEMIC ENRICHMENT

Brain Bowl

Music and drama

CAREER & TECHNICAL EDUCATION

Hands-on electives

Live streaming broadcast of student announcements

1:1 ratio of iPads to students in grades 7 and 8

Creation of ePortfolios

EXTRA-CURRICULAR ACTIVITIES/ AFTER SCHOOL PROGRAMS

Track team and sports clubs

Special interest clubs

After-school math club

Data and information in the Curriculum and Learning Environment section was provided by local schools and districts and was not verified by the Oregon Department of Education.