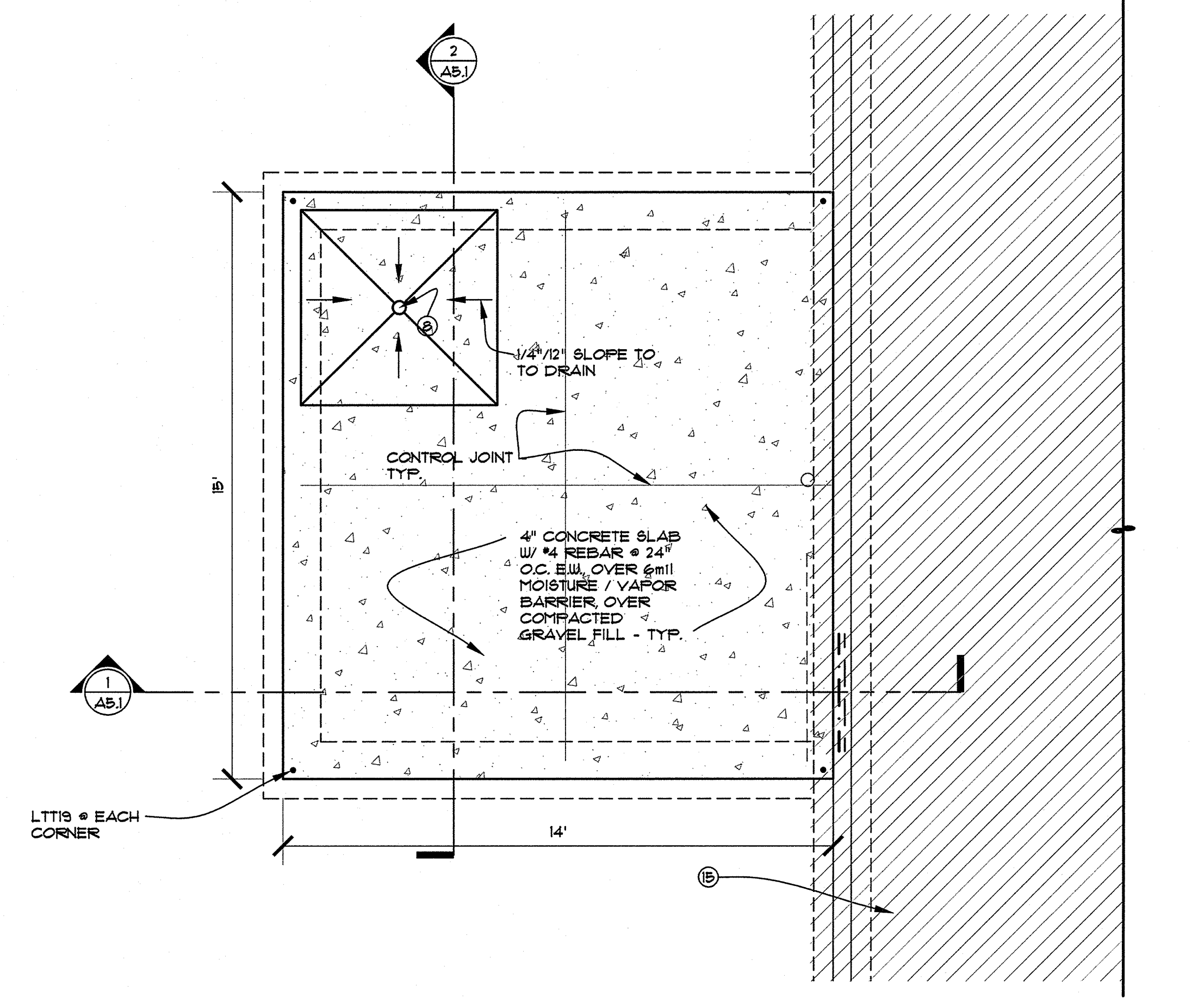


KEY PLAN
 REFERENCE ONLY
 SCALE: 3/8" = 1'-0"

KEY NOTES

1. NEW WATER CLOSET PER SPECIFICATION
2. CONTRACTOR TO VERIFY AND SUPPLY FRAMING AS REQUIRED FOR WATER CLOSET BRACKET
3. NEW LAVATORIES AND FAUCET(S) PER SPECIFICATION
4. NEW SOAP / PAPER TOWEL / TOILET PAPER DISPENSER(S) / SANITARY NAPKINS REFER TO SHEET A10 FOR LOCATIONS
5. NEW MIRROR
6. NEW GRAB BAR PER SPECIFICATION
7. NEW WALL HYDRANT PER SPECIFICATION
8. NEW FLOOR DRAIN
9. NEW PRIMER FOR FLOOR DRAIN
10. NEW FLUSH VALVES PER SPECIFICATION
11. NEW OCCUPANCY SENSOR
12. NEW ACCESSIBLE SIGN (UNISEX)
13. TILE PATTERN TO START HERE AND CONTINUE AROUND THE ROOM (DASHED ARROW INDICATES DIRECTION)
14. LOCATION OF ADA DOOR ACTUATION BUTTON (REFER TO A10 SHEETS FOR SCHEDULE AND LOCATION)
15. SHADED AREA INDICATES EXISTING BUILDING



FOUNDATION PLAN
 SCALE: 3/8" = 1'-0"

LEGEND

- NEW WALL
- EXISTING WALL
- AREA OF EXISTING STRUCTURE
- DEMO

WALL TYPES

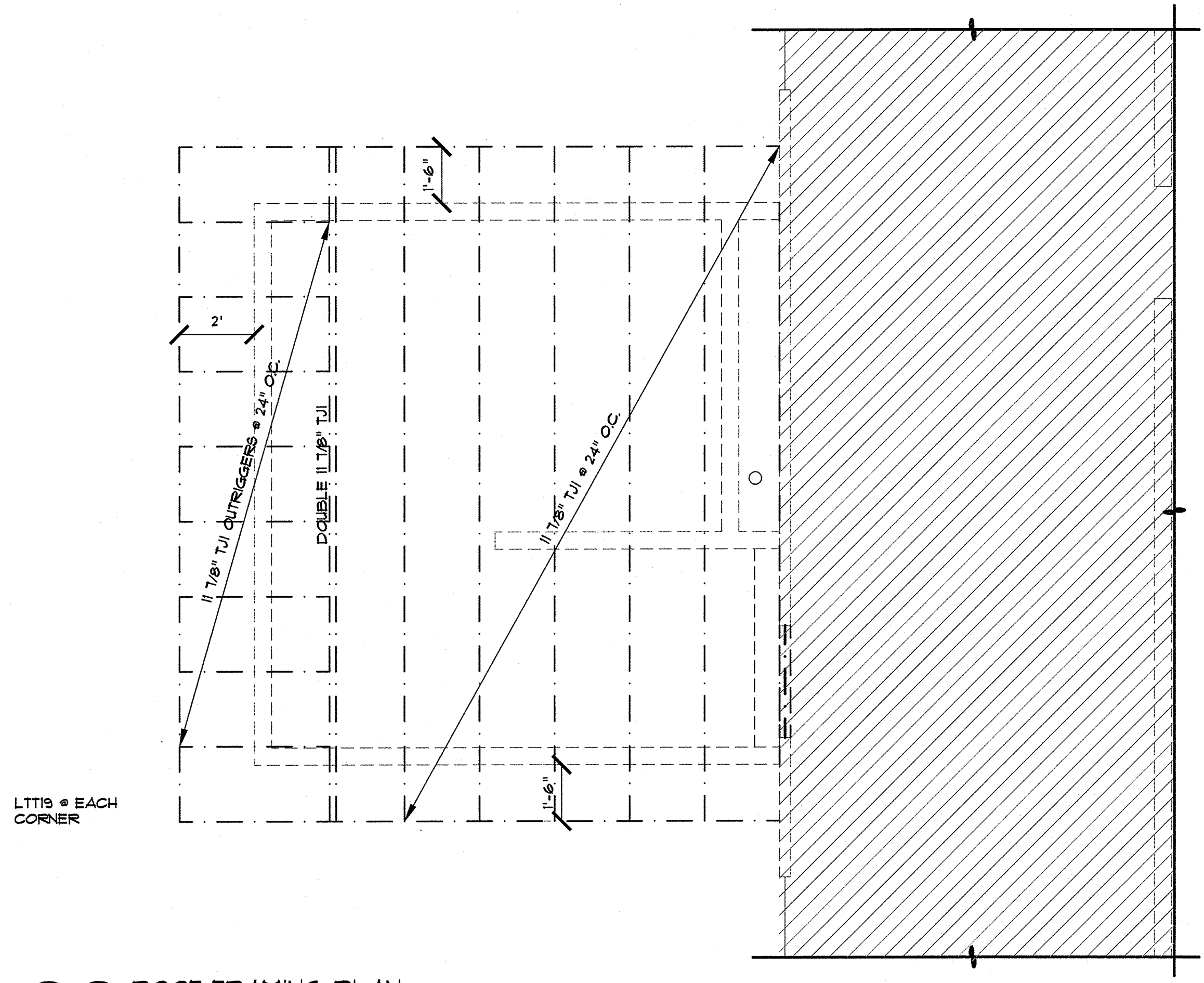
1. HARDIE PANEL (CEDARMILL FINISH) / APPROVED VAPOR BARRIER / 1/2" CDX PLYWD. (NAILED 8d COMMON NAIL 4" O.C. EDGES 10" O.C. FIELD / 2x6 STUD WALL @ 16" O.C. (R-21 BATT INSULATION) / 5/8" TYPE "X" GYP. BD.
2. HARDIE PANEL (CEDARMILL FINISH) / APPROVED VAPOR BARRIER / 1/2" CDX PLYWD. (NAILED 8d COMMON NAIL 4" O.C. EDGES 10" O.C. FIELD / 2x6 P.T. STUD WALL @ 16" O.C. (R-21 BATT INSULATION) / 5/8" CEMENTITIOUS BD.
3. 5/8" TYPE "X" GYP. BD. / 2x6 STUD @ 16" O.C. / 5/8" TYPE "X" GYP. BD. (REFER TO INTER ELEVATIONS FOR THE TILE HEIGHTS A10)
4. 5/8" TYPE "X" GYP. BD. / (REFER TO INTER ELEVATIONS FOR THE TILE HEIGHTS A10)

GENERAL NOTES

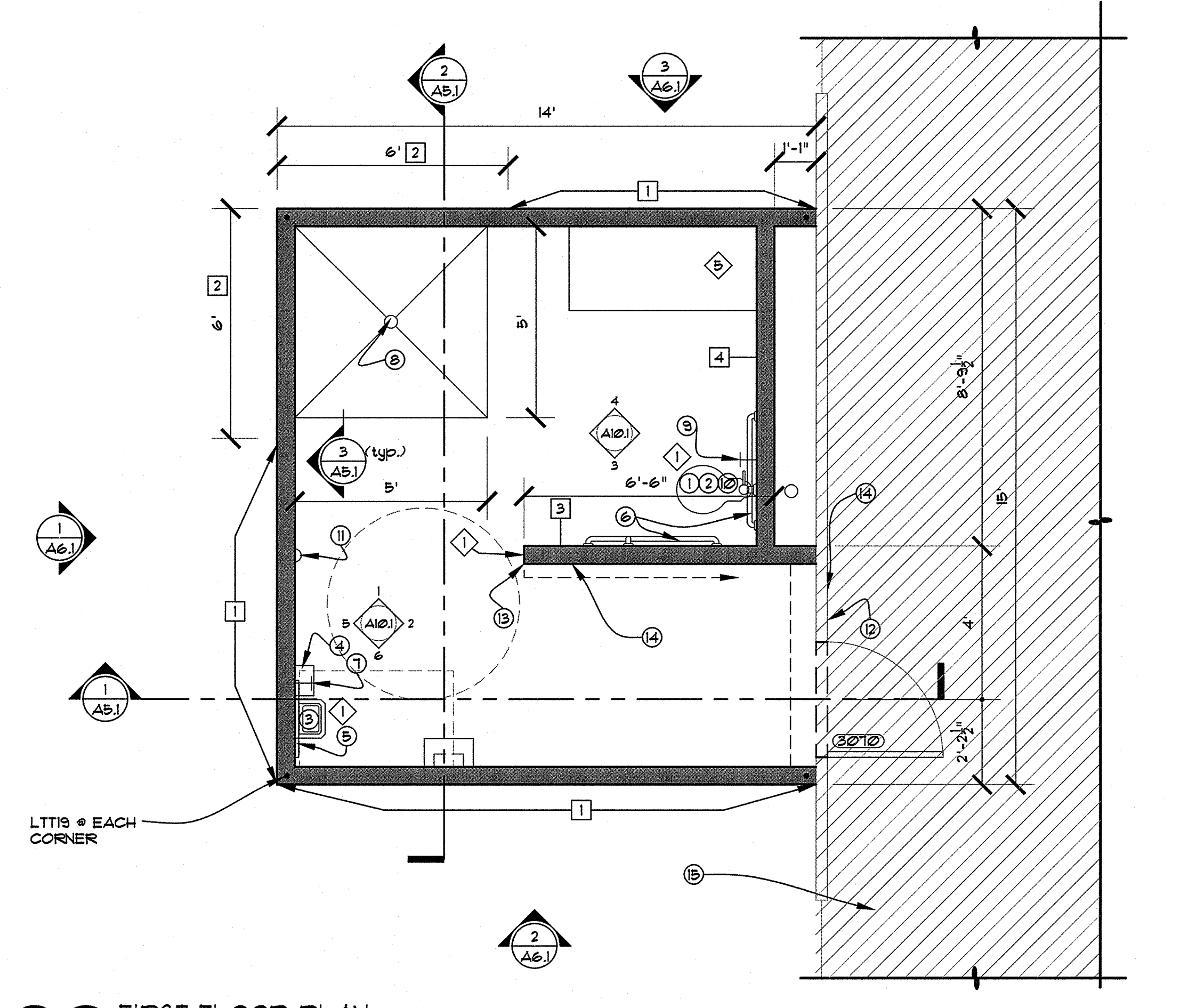
1. MR. TYPE "X" GYP. BD. BEHIND ALL WATER FIXTURES TO EXTEND 2' BEYOND THE FIXTURE (TYP.) W/O.N.
2. PROVIDE VERTICAL 2x6 STUD (FLAT) IN WALL FRAMING WHERE DOOR HARDWARE STRIKES WALL
3. CEMENTITIOUS BD. BEHIND ALL WALL TILE
4. CONTRACTOR TO USE P.T. WALL STUDS IN SHOWER TO EXTEND 6" EACH WAY.
10. ADULT CHANGING TABLE (LINDO SOLUTIONS SHOWER STRETCHER #L12403)
11. (CONTRACTOR TO USE HARDIE (H) CHANNELS @ ALL EXTERIOR PANEL SEAMS)
12. TILE PATTERN TO END HERE (ONLY FIELD TILE COLOR 32 TO BE ON THE END)

DEMOLITION GENERAL NOTES


1. SITE TO BE CLEANED OF ALL DEMOLISHED MATERIAL BY CONTRACTOR PRIOR TO NEW CONSTRUCTION
2. ALL DAMAGE TO REMAINING STRUCTURE AFTER DEMOLITION WILL BE REPAIRED AND PAINTED TO MATCH EXISTING BUILDING
3. EXISTING SCHOOL BELL TO BE REMOVED AND RE-INSTALLED ON EXTERIOR OF NEW STRUCTURE. (SEE, A6.1 FOR LOCATION)



ROOF FRAMING PLAN
 SCALE: 3/8" = 1'-0"



FIRST FLOOR PLAN
 SCALE: 3/8" = 1'-0"



THE DOCUMENT AND THE IDEAS AND DESIGNS INCORPORATED HEREIN ARE THE PROPERTY OF RODD HANSEN ARCHITECT, L.L.C. AND IS NOT TO BE USED, IN WHOLE OR PART, FOR ANY OTHER PROJECT WITHOUT THE WRITTEN AUTHORIZATION OF RODD HANSEN ARCHITECT, L.L.C.

RODD HANSEN ARCHITECT, L.L.C.
 1551 Oak Street, Suite 4
 Eugene, Oregon 97401
 Phone: (541) 687-1800
 Fax: (541) 687-1200
 E-Mail: rodd@harchitectural.com

EUGENE SCHOOL DISTRICT 4J:
ADAMS ELEMENTARY SCHOOL RESTROOM ADDITION
 950 W. 22nd
 EUGENE, OR 97405

FIRST
 TITLE: FLOOR PLAN
 JOB#: 1148.07212014
 DRAWN BY: JSR
 ISSUE DATE: 10-22-2014
 SCALE: 3/8" = 1'-0"

