

Delsea Regional Assessment Results 2022-2023

Presentation to the Delsea Board of Education
September 6, 2023



Purpose

- The following results will be presented:
 - 2022-2023 % Met/Exceeded on NJSLA
 - ELA
 - Math
 - Trends from the last 7 years
 - Advanced Placement Results
 - Recommendations



ELA



ELA NJSLA & PARCC | % Meeting/Exceeding Expectations

	2015		2016		2017		2018		2019		2022		2023	
	Delsea	NJ	Delsea	NJ	Delsea	NJ	Delsea	NJ	Delsea	NJ	Delsea	NJ	Delsea	NJ
Grade 7	55%	53%	63%	56%	74%	59%	69%	63%	79%	63%	33%	53%	55%	56%
Grade 8	63%	53%	60%	55%	66%	59%	70%	60%	71%	63%	38%	51%	52%	55%
Grade 9	20%	41%	40%	49%	43%	52%	42%	55%	58%	55%	25%	49%	34%	52%
Grade 10	35%	38%	36%	43%	41%	46%	40%	51%	58%	58%				
Grade 11	34%	42%	62%	62%	38%	38%	33%	39%	5%	30%				

*Values in **bold** print represent proficiency that is equal to or greater than state proficiency.

Takeaways

- An across-the-board increase in ELA scores
- Middle School had a dramatic increase and is close to the state average
- The 2022 7th Grade students saw impressive growth as 8th Grade students
- There is still a statewide deficit pre-pandemic
- Our recovery is strong, but the work must continue



Math



Math NJSLA & PARCC | % Meeting/Exceeding Expectations

	2015		2016		2017		2018		2019		2022		2023	
	Delsea	NJ	Delsea	NJ	Delsea	NJ	Delsea	NJ	Delsea	NJ	Delsea	NJ	Delsea	NJ
Grade 7	40%	38%	45%	39%	44%	40%	43%	43%	47%	42%	24%	34%	24%	34%
Grade 8	26%	24%	27%	27%	27%	28%	30%	28%	29%	29%	7%	15%	8%	18%
Algebra (MS)	86%	40%	90%	41%	95%	42%	91%	46%	84%	43%	23% (79% for MS & 8% for HS)	35% (46% for MS & 10% for HS)	19%	35%
Algebra (HS)	23%	40%	28%	41%	25%	42%	24%	46%	23%	43%				
Geometry	17%	21%	12%	58%	50%	30%	22%	30%	18%	31%	32%	44%	44%	51%
Algebra II	14%	24%	24%	26%	14%	28%	19%	30%	22%	45%		53%	n<20	54%

*Values in **bold** print represent proficiency that is equal to or greater than state proficiency.

Takeaways

- Where the state increased, we increased
- Our Geometry results are approaching the highest level at which the district has performed in the past.
- Our number of students who are just below passing is significant. This is an area where our lab classes are crucial.
- Where there was state stagnation, we also stagnated.
- There is hope based on our NJGPA results.
- We have work to do.



TRENDS BY SUBGROUPS

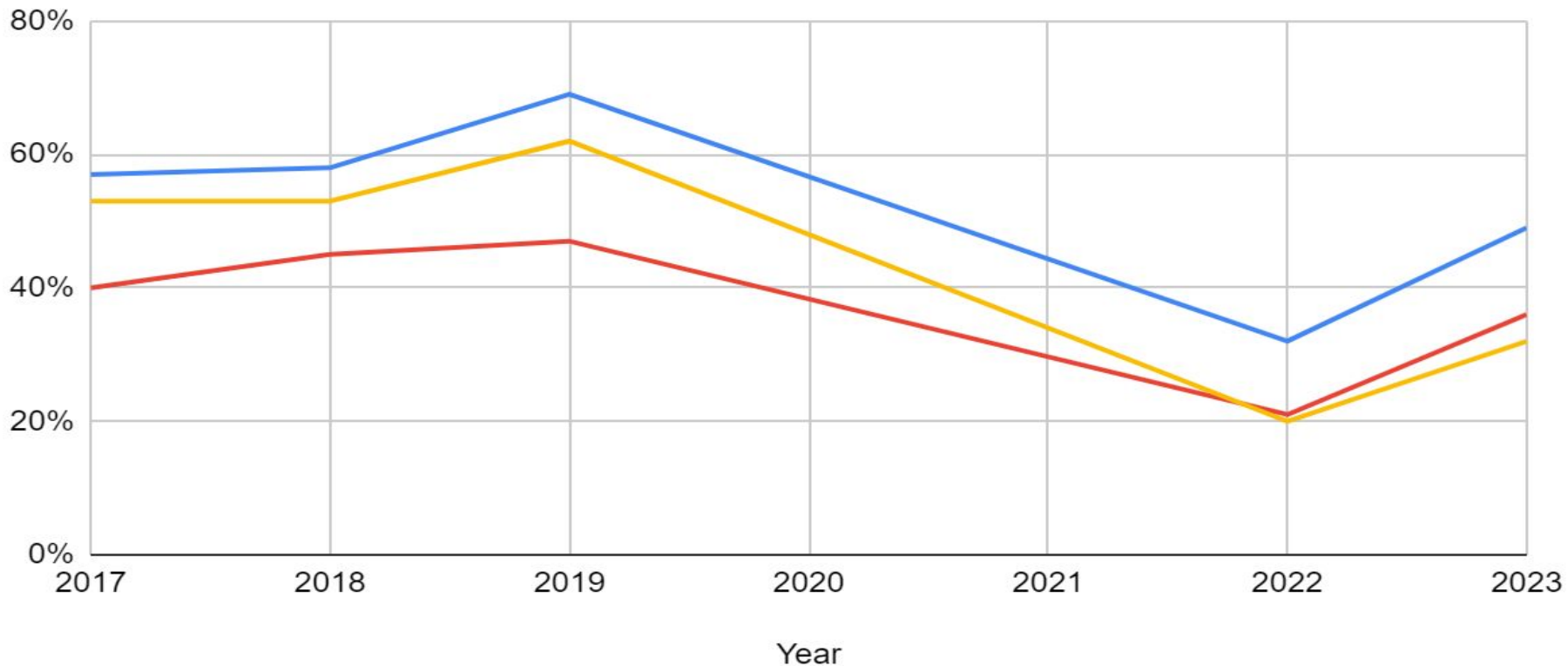


% of Met/Exceeded Expectations on ELA PARCC/NJSLA by Student Group					
	2017	2018	2019	2022	2023
White	57%	58%	69%	32%	49%
Asian	N < 20	N < 20	N < 20	N < 20	60%
Black	40%	45%	47%	21%	36%
Hispanic	53%	53%	62%	20%	32%
Female	67%	68%	77%	40%	55%
Male	45%	44%	56%	24%	37%
SWD	8%	10%	17%	11%	12%
ED	40%	49%	54%	31%	28%



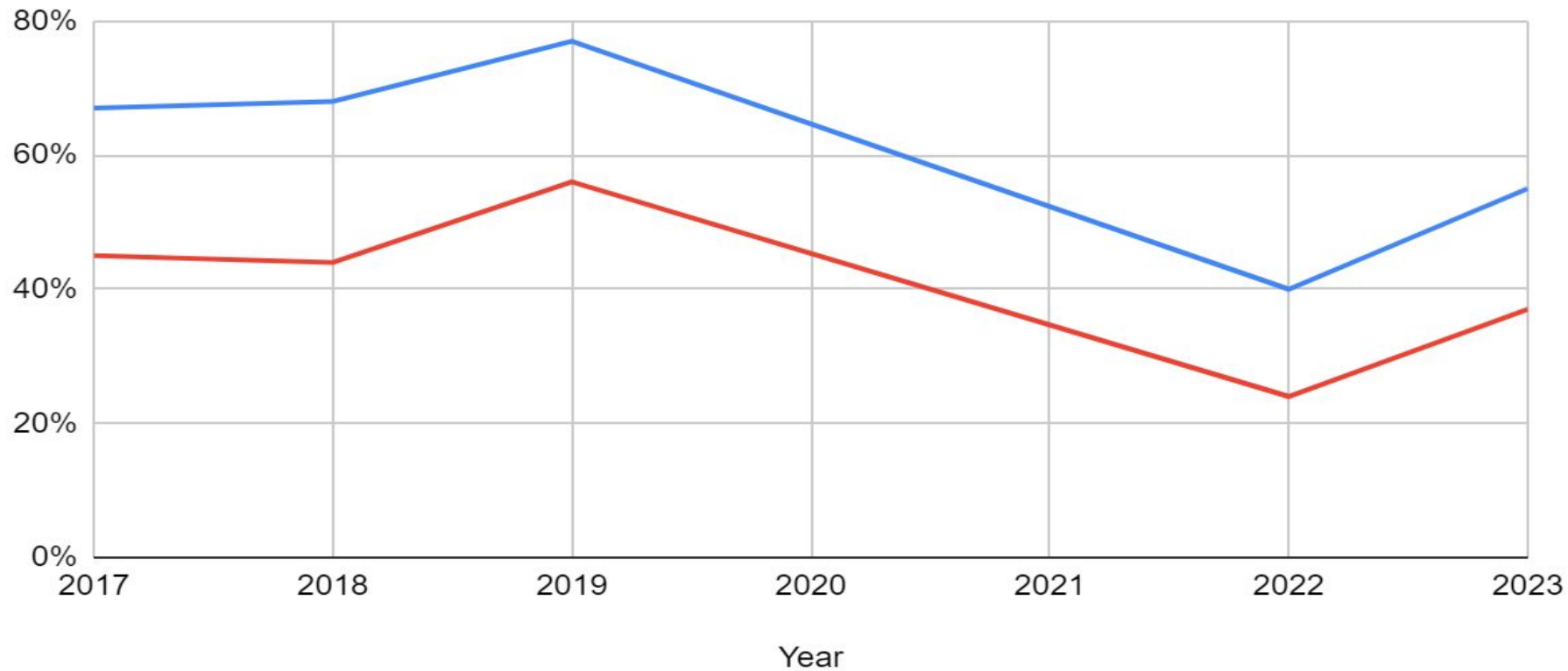
White, Black and Hispanic/Latino

White Black Hispanic/Latino



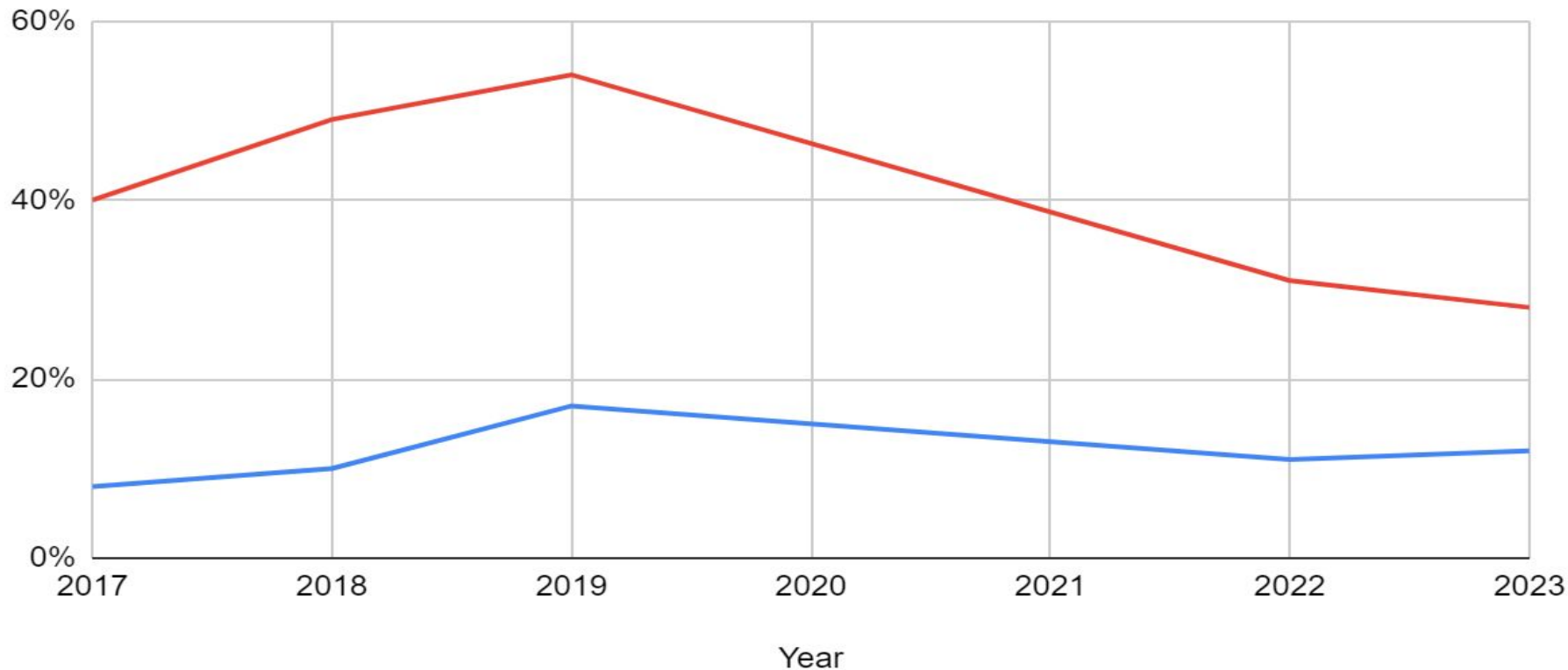
Female and Male

Female Male



Students with Disabilities and Economically Disadvantaged

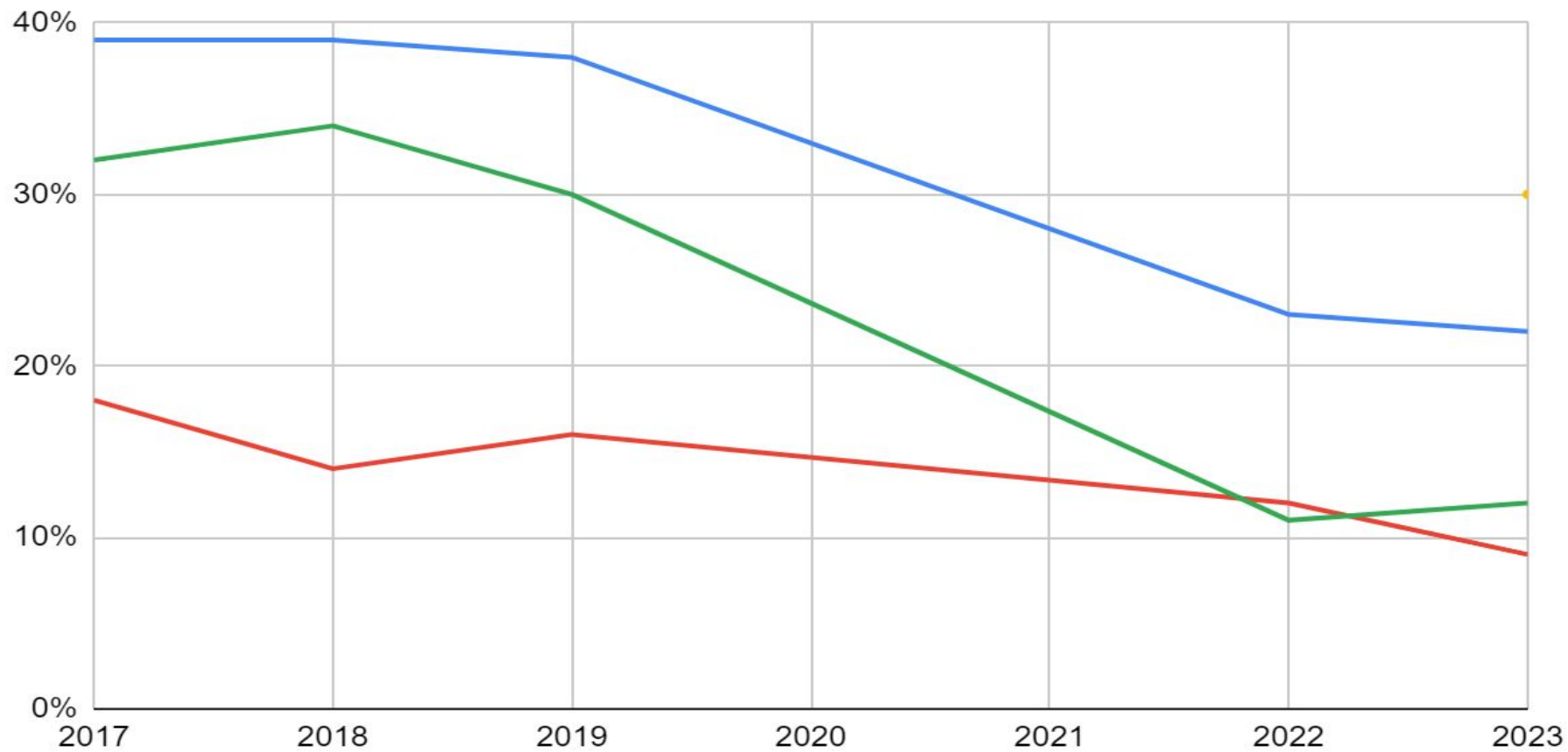
— Students with Disabilities — Economically Disadvantaged



% of Met/Exceeded Expectations on Math PARCC/NJSLA by Student Group					
	2017	2018	2019	2022	2023
White	39%	39%	38%	23%	22%
Asian	N < 20	N < 20	N < 20	N < 20	30%
Black	18%	14%	16%	12%	9%
Hispanic	32%	34%	30%	11%	12%
Female	37%	39%	35%	20%	17%
Male	35%	33%	34%	20%	21%
SWD	4%	6%	7%	10%	4%
ED	21%	25%	21%	10%	13%

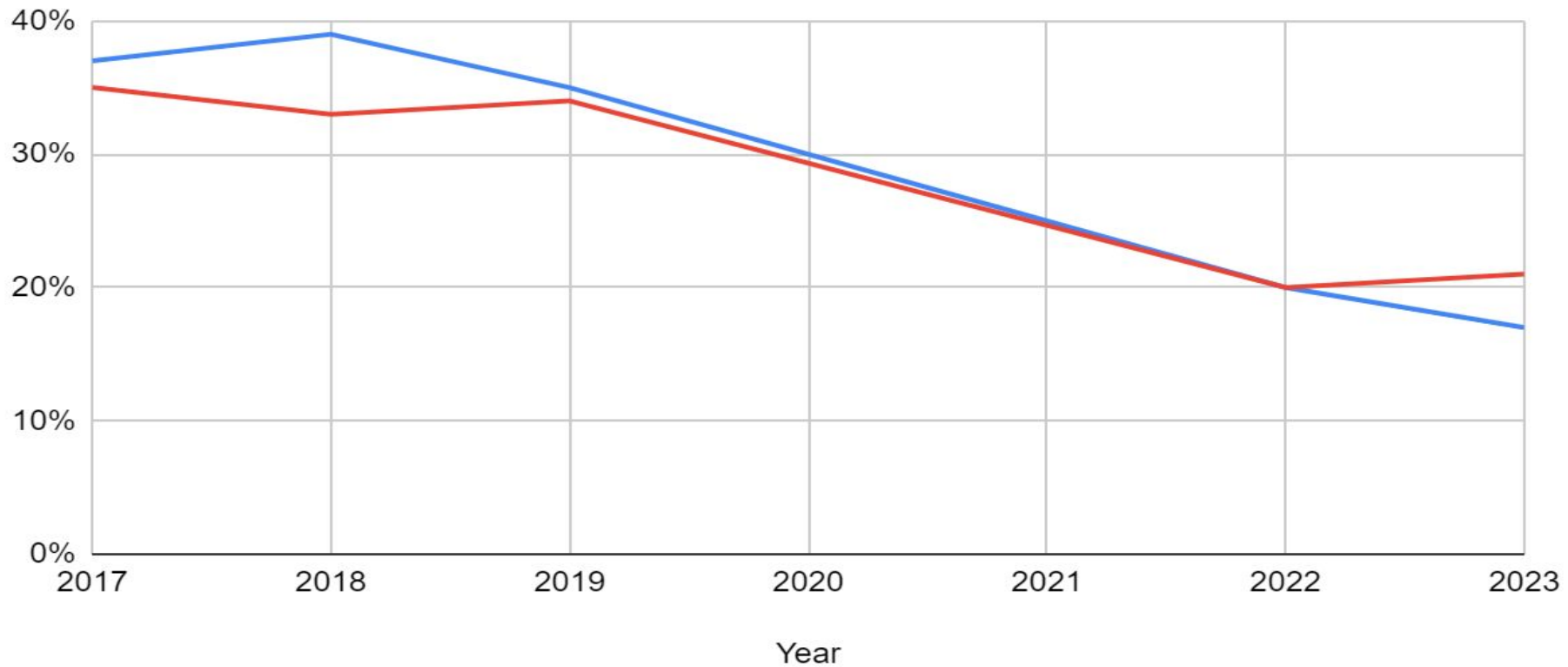


White Black Asian Hispanic/Latino



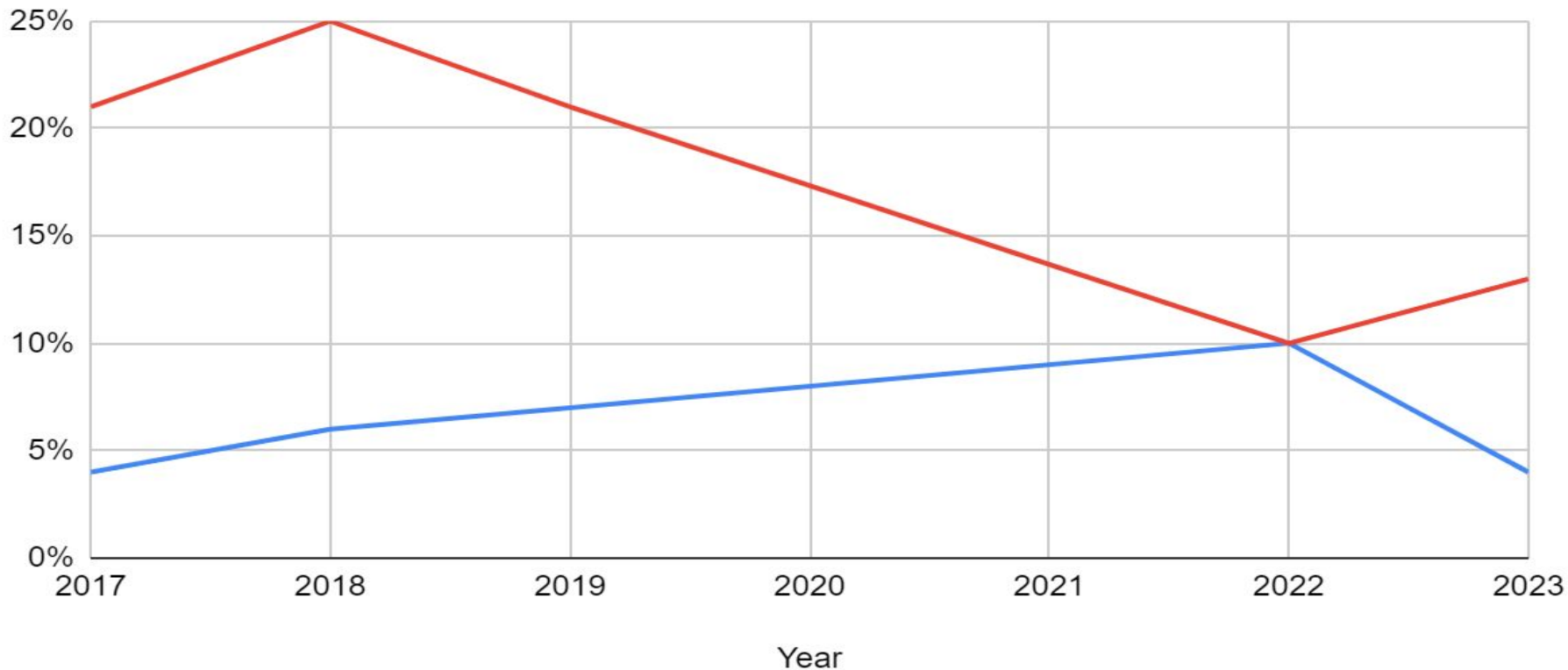
Female and Male

Female Male



Students with Disabilities and Economically Disadvantaged

— Students with Disabilities — Economically Disadvantaged



AP Results 2022-2023



School Summary						
	2018	2019	2020	2021	2022	2023
Total AP Students	123	123	137	79	99	94
Number of Exams	241	235	260	145	192	169
AP Students with Scores 3+	95	107	101	50	62	69
% of Total AP Students with 3+	77%	87%	74%	63%	63%	73%

22-23 Dual Credit - 42 students



Subject	# of Students Who Completed Exam	% of Students Who Scored 3+
2-D Art and Design	1	100%
Biology	9	78%
Calculus AB	8	25%
Chemistry	11	100%
Computer Science A	3	100%
Computer Science Principles	8	63%
Drawing	6	100%
English Language and Composition	23	65%
English Literature and Composition	16	94%
European History	3	100%
French Language and Culture	1	0%



Subject	# of Students Who Completed Exam	% of Students Who Scored 3+
Italian Language and Culture	5	60%
Physics 2	6	0%
Psychology	15	67%
Spanish Language and Culture	3	100%
Statistics	8	75%
United States Government and Politics	2	100%



Advanced Placement

- There is notable post-pandemic recovery



Plans for Improvement



District Plans for Improvement

- Increased professional learning aligned to our new ELA and Math materials
- Middle School Teams and use of the WIN period to provide academic support
- Delsea One
- New Tier 3 Support Teacher in Math
- Streamlined I&RS (Intervention and Referral Services) process to quickly address academic concerns
- There is reason to be optimistic

