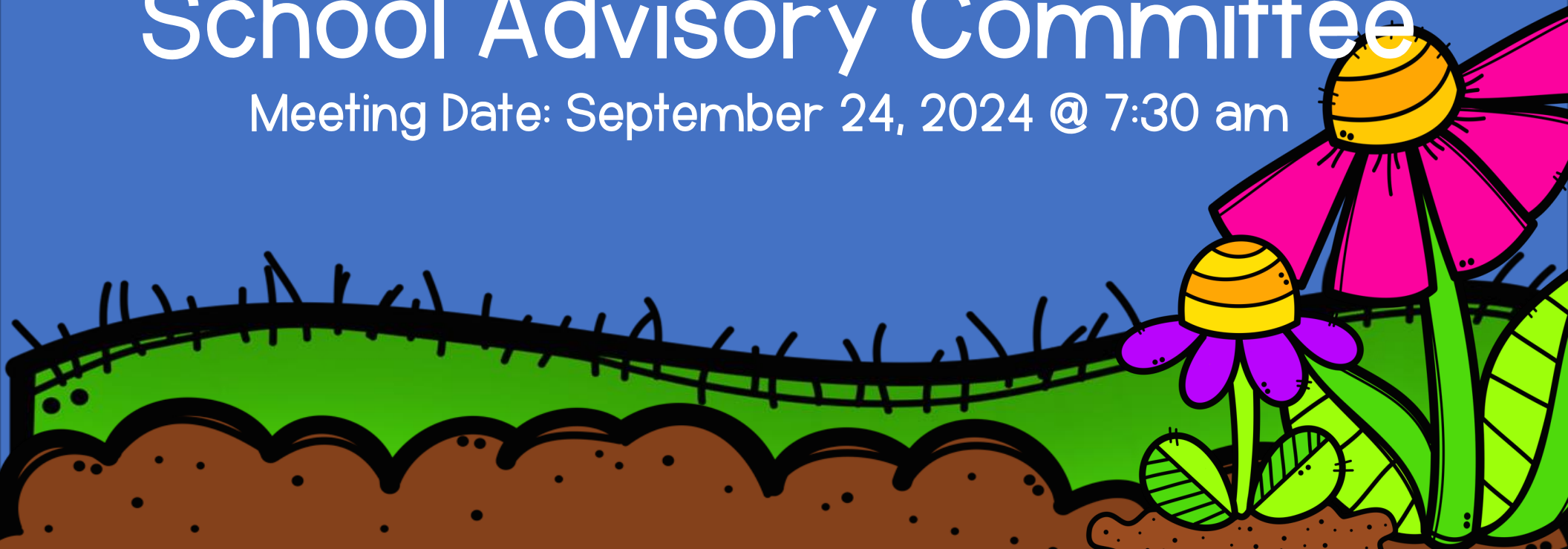



Sallie Jones Elementary

School Advisory Committee

Meeting Date: September 24, 2024 @ 7:30 am







School Updates

Early Release Days:


Early Release
Dates:
September 18
December 11
February 12
April 30



Watch DOGS:



Student-led Conferences:



Please join us for the SJE Fall Title I
Student-led Conferences

Kindergarten: 1:15 pm - 2:00 pm
1st, 2nd, 3rd grade: 1:30 pm - 2:15 pm
4th & 5th grade: 1:45 pm - 2:30 pm

All SJE Families are invited to attend our annual Fall Student-led Conferences on Friday, October 18, 2024. Families are welcome to visit the classroom(s) of their child(ren) to review the progress presented in their leadership notebooks. This is a great opportunity for students to share successes and areas for growth in their own words, allowing them to take ownership of their learning!

Please complete and return the form below by Friday, October 11, 2024. **If you have more than one child, please complete a form for each child so that all teachers are informed. We request that you visit the classroom of your youngest child first** or plan to have another guest visit your other child(ren). We look forward to seeing you on October 18!



***If your driver license is not on file this school year, please come by the school before Friday, October 11 if you plan to attend.**

Pre-printed badges will be sent home on Wednesday, October 16. If you do not receive a pre-printed badge, you will need to have your driver license available when you arrive on Friday, October 18.

Child's Name _____ Grade _____

Please Circle: 1 Adult or 2 Adults will be attending the Fall Student-led Conference event. We will arrive a few minutes early to sign in and will report to the youngest child's classroom first or split up to visit multiple classrooms.

Adult Name #1: _____

Yes, driver license is on file this school year in Raptor No, driver license is not on file.

Adult Name #2: _____

Yes, driver license is on file this school year in Raptor No, driver license is not on file.

I will be attending the following grade level(s): Kindergarten 1:15 pm - 2:00 pm 1st, 2nd, 3rd 1:30 pm - 2:15 pm 4th, 5th 1:45 pm - 2:30 pm





Bullying *Presentation*

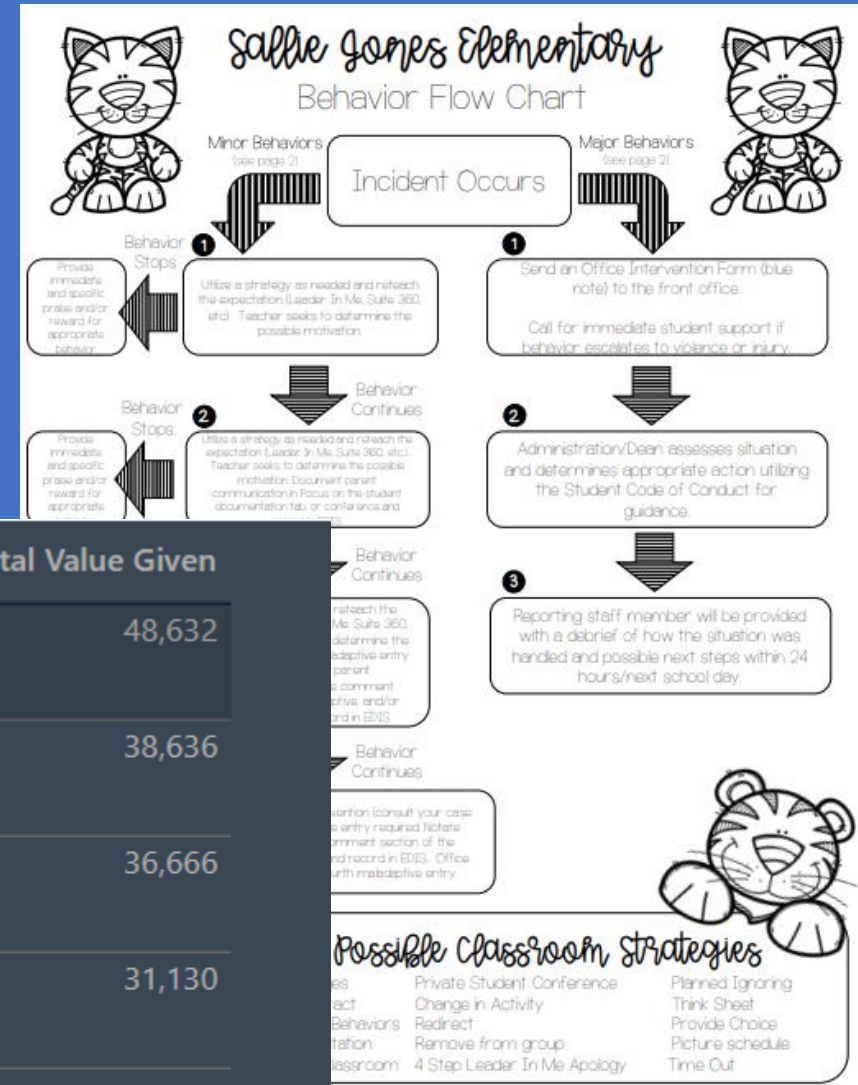


PBIS

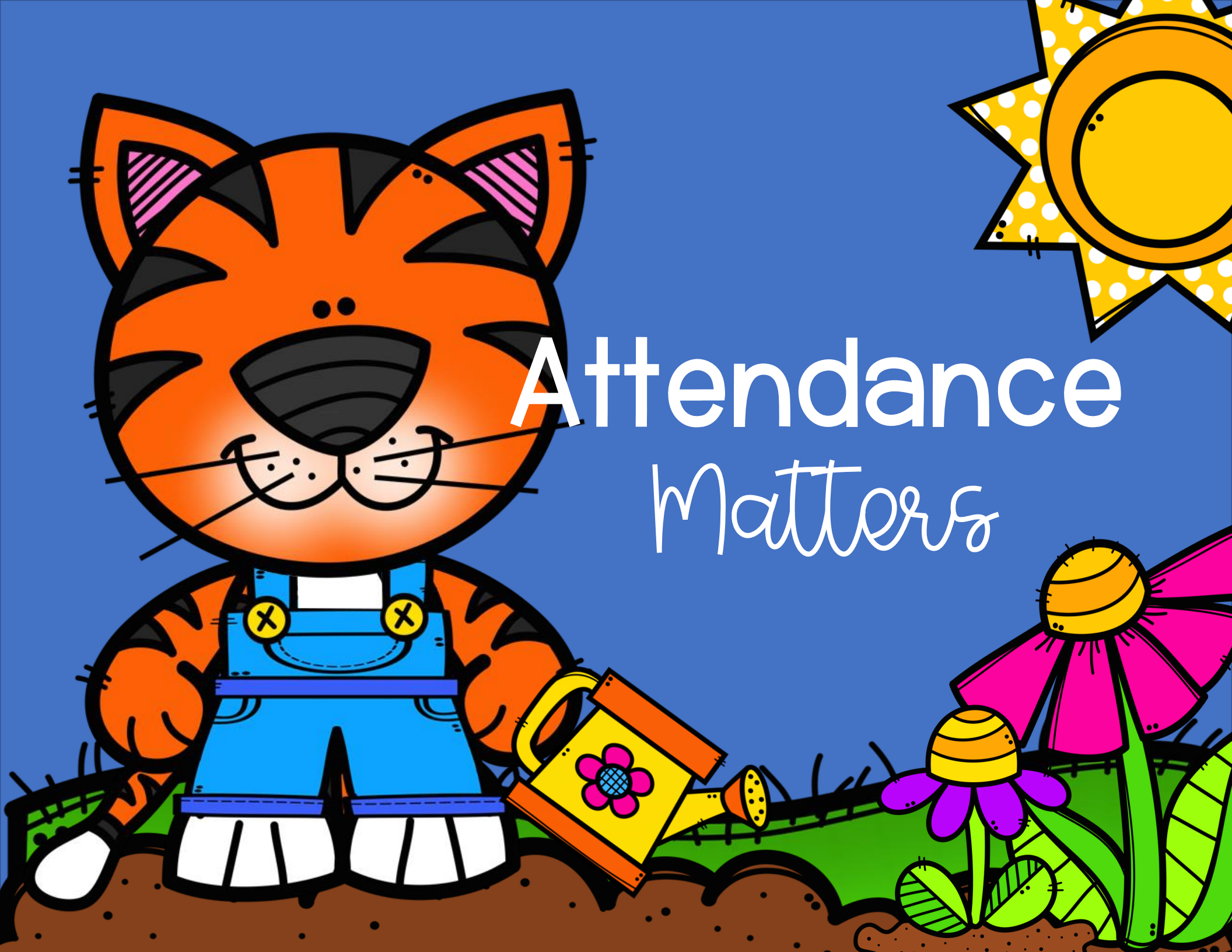
Initiative

Positive Behavior Interventions and Support

| | | |
|--------------|----------------------|---------------------|
| Tiger Prides | Tiger Points Awarded | ODRs |
| 185 | 155,514 | 24 (13 students) |



| Type | Positive Behaviors Given | Total Value Given |
|----------------|--------------------------|-------------------|
| 1. Responsible | 48632 | 48,632 |
| 3. Attentive | 38636 | 38,636 |
| 4. Respectful | 36666 | 36,666 |
| 2. Optimistic | 31130 | 31,130 |
| | | 450 |
| Total | 155514 | 155,064 |










Attendance Matters

Attendance Matters



Daily Attendance Percentages:

| | Monday 9.16 | Tuesday 9.17 | Wednesday 9.18 | Thursday 9.19 | Friday 9.20 | Grade level weekly total |
|----------------|--|--|---|--|---|--|
| Pre-K | 76.92% | 84.62% | 84.62% | 76.92% | 84.62% | 81.54% |
| Kinder | 96.97%  | 90.91% | 93.94%  | 95.56%  | 93.94% | 94.55%  |
| First | 92% | 94% | 91% | 93% | 93% | 92.6% |
| Second | 91.74% | 92.66% | 93.58%  | 94% | 95.41%  | 93.58% |
| Third | 94.62% | 95.7%  | 90.32% | 89.25% | 94.62% | 92.69% |
| Fourth | 92.59% | 90.74% | 84.26% | 90.74% | 94.39% | 90.54% |
| Fifth | 90.43% | 93.04% | 85.22% | 93.91% | 92.98% | 91.11% |
| School Avg: | 92.62% | 92.62% | 89.44% | 92.62% | 93.86% | 92.54% |

Attendance Matters

| A | B | C | D | E | F | G | H |
|------------------|---------|----------|----------|----------|----------|---|-----------|
| | 9/3-9/5 | 9/3-9/12 | 9/3-9/19 | 9/3-9/26 | 9/3-9/30 | | |
| Charlotte Harbor | 24.44% | 55.70% | 35.62% | | | | |
| Deep Creek | 13.20% | 28.04% | 17.12% | | | | |
| East | 10.18% | 27.98% | 22.60% | | | | 1st Place |
| Kingsway | 12.46% | 25.32% | 17.71% | | | | 2nd Place |
| Liberty | 11.40% | 28.29% | 19.12% | | | | 3rd Place |
| Meadow Park | 13.33% | 30.20% | 19.43% | | | | 4th Place |
| Myakka River | 12.14% | 21.78% | 15.83% | | | | 5th Place |
| Neil Armstrong | 10.36% | 26.57% | 17.23% | | | | |
| Peace River | 15.01% | 32.79% | 25.15% | | | | |
| Sallie Jones | 10.99% | 27.83% | 21.35% | | | | |
| Vineland | 6.91% | 23.55% | 16.23% | | | | |

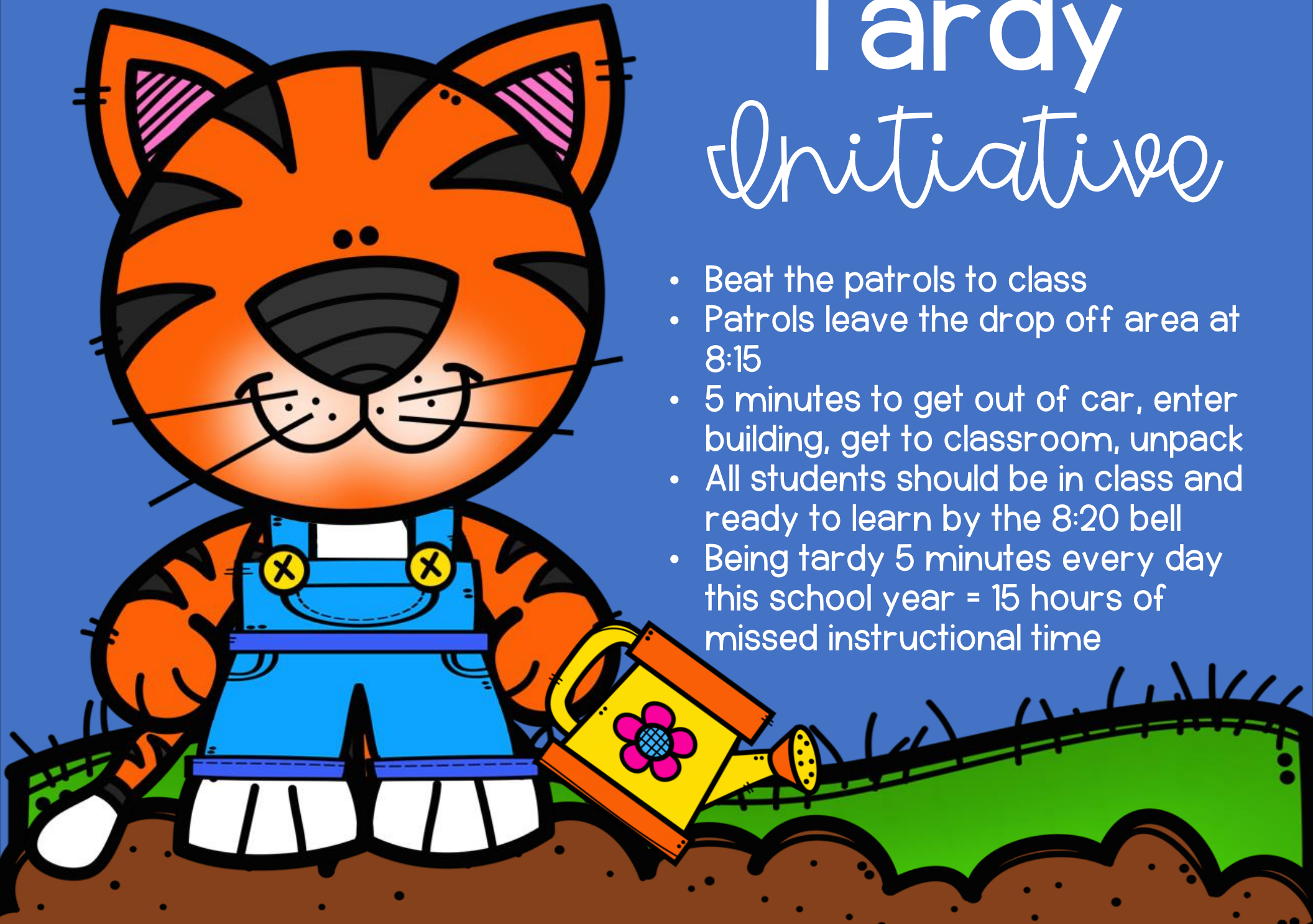
Chronic Absenteeism

Greater than 10% of missed instruction
46 days of school so far

Percent of students who have missed 5 or more days so far this year

Tardy Initiative

- Beat the patrols to class
- Patrols leave the drop off area at 8:15
- 5 minutes to get out of car, enter building, get to classroom, unpack
- All students should be in class and ready to learn by the 8:20 bell
- Being tardy 5 minutes every day this school year = 15 hours of missed instructional time





District Data

FAST Grades 3-5



3rd Grade Reading: 52% proficient - 1st in the district

**We only have to be at 62% to be an A in this category and we are already at 52% before they learn their grade level content! Amazing!*

(last year's 3rd graders on PM 1 were 30% proficient)

4th Grade Reading: 36% proficient - 1st in the district

(last year's 4th graders on PM 1 were 35% proficient)

5th Grade Reading: 44% proficient - 2nd in the district

(last year's 5th graders on PM 1 were 44% proficient)

3rd Grade Math: 19% proficient - 1st in the district

(last year's 3rd graders on PM 1 were 20% proficient)

4th Grade Math: 16% proficient - 1st in the district

(last year's 4th graders on PM 1 were 16% proficient)

5th Grade Math: 23% proficient - 1st in the district

(last year's 5th graders on PM 1 were 28% proficient)



Upcoming Meetings


Meeting Dates:

November 19

January 28

February 25

April 29



Questions & Answers

