



**ELEMENTARY
LEARNING
GRADES 3-5**

USATestPrep

(Student & Parent)

What is USATestPrep?

USA Test Prep online lessons provide students with 2 to 3-minute video presentations for the Domains (Nature of Science, Earth and Space Science, Physical Science and Life Science)/Science standards. Each video presentation has a 3 to 5 question comprehension check. There are a series of 69 videos for grade 3, a series of 79 videos for grade 4 and a series of 141 videos for grade 5. Some of the videos for each grade level do repeat. **We suggest that your child view two or three videos per day and complete their comprehension check questions.** Once the comprehension check questions are complete for a video, hit the “submit” button to view your child’s score. The comprehension questions for each video may only be answered once, however, the video may be viewed as many times as necessary if your child is unsure of the answer for any comprehension questions. Your child may select the “show transcript” link, if available, from the video page so that they are able to read along while the video is playing. After all videos have been viewed and all comprehension checks are complete, students will take an EOY standards-based Science assessment. They may complete the assessment as many times as necessary until they have mastered the assessment at 80% accuracy. The classroom teacher will keep track of comprehension check scores and the EOY assessment data. The EOY assessment will be available to take beginning May 1, 2020. In order to access USA test prep videos, your child will:

From a Computer:

Go to the Charlotte County Public Schools Website and scroll to the middle of the page to access the ClassLink login. Your child will need to log into ClassLink using their 88 number (student identification number) and password. Once you access ClassLink, find the USA Test Prep app and open it. As soon as you access the USA Test Prep app, your child will be able to select:

From a CCPS issued Chromebook:

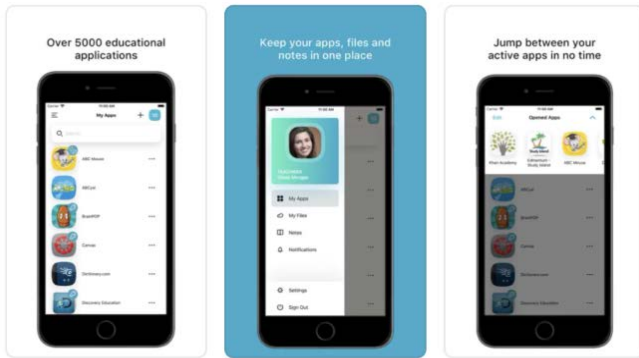
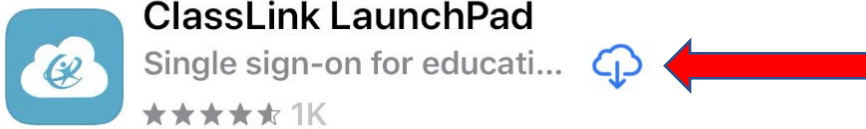

The CCPS Launchpad screen will appear. Your child will need to log into the Launchpad using their 88 number (student identification number) and password. Next, select the USA Test Prep app from the selection of apps provided. As soon as you access the USA Test Prep app, your child will be able to choose:

On an iPad:

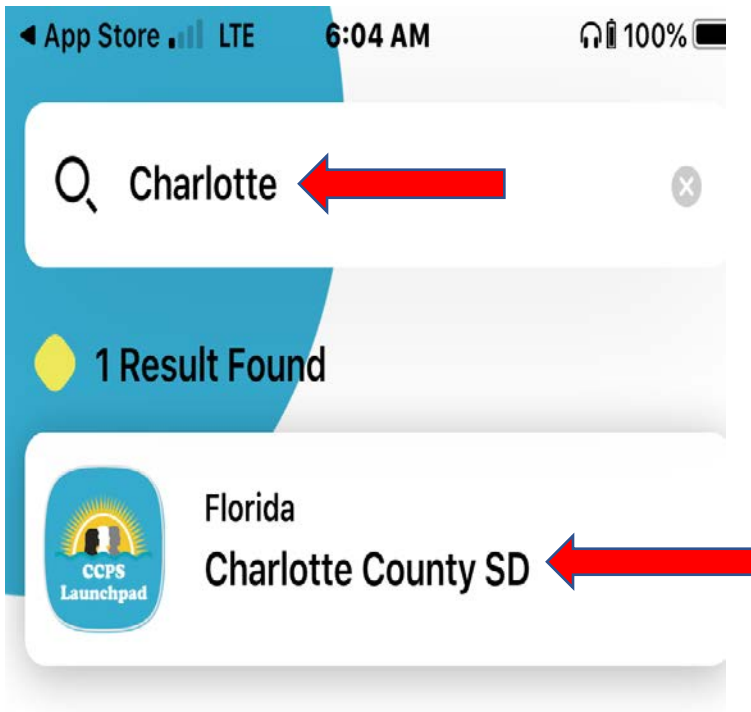
Download the ClassLink app from the App Store. Open the ClassLink app first, select “Charlotte County SD,” and the CCPS Launchpad will appear. Your child will need to log into the Launchpad using their 88 number

(student identification number) and password. Next, select the USATestPrep app from the selection of apps provided. As soon as you access the USATestPrep app, your child will be able to choose:

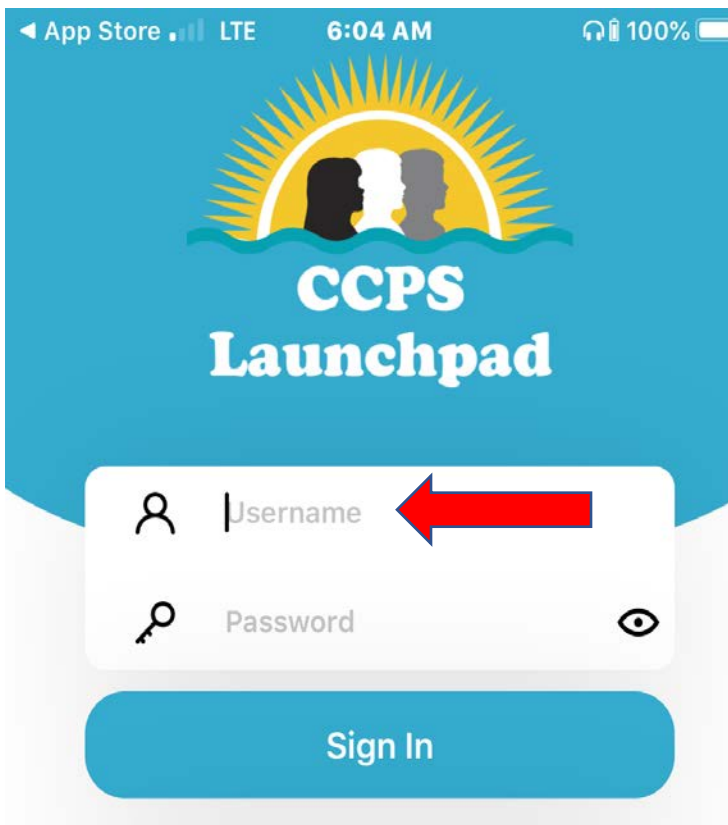
- 1. On your iPad/iPhone/ Android device download ClassLink LaunchPad from the App Store/Google Play.**




- 2. Once the app is downloaded: open the ClassLink app, search for “Charlotte”, and select “Florida Charlotte County SD”**



3. Sign on to the CCPS Launchpad with your student's CCPS 8-digit ID and password



4. Once on the Launchpad, click on the “USATestPrep” icon.



5. Once the “USATestPrep” icon is clicked, USATestPrep will open to the student page. To see the student’s assignments, make sure you are on the “Assignments” tab. Students will click on “Begin” or “Continue” to access their assignments.

You are logged in as [KES Student](#). [Return To Your Account](#)



KES Student



[Join a Class](#)



[Take an Assessment](#)



[Join a Class Party](#)



[Complete a Saved Test](#)



[Game Arcade](#)

Assignments

Graded Work

Messages

Badges

-- View by Class --

View:

Due Date	Type	Name	Teacher / Class	Notes
05/29/2020	+	Physical Science and Life Science 44 Assignments	Carmel Kisiday KES Science Grade 3	Begin
05/29/2020	+	Nature of Science and Earth and Space Science 25 Assignments	Carmel Kisiday KES Science Grade 3	Begin

6. USATestPrep Assignment Example

Red Arrows show:

- the “play” button
- the “audio” button (reads the question and answer choices)
- the “Show Transcript” link (allows student to read what is being said in the video)
- the “Submit” button (submits student’s answers for grading)

HOME ▶ ASSIGNMENTS ▶ ASSIGNMENT - LIFE SCIENCE

You are logged in as KES Student. [Return To Your Account](#)





Air, Water, and Plants

Life Science

The video player shows a green title bar with the text "Air, Water, and Plants" and a heart icon. Below the title bar is a chemical equation: 6CO_2 (Carbon dioxide) + $6\text{H}_2\text{O}$ (Water) $\xrightarrow{\text{Light}}$ $\text{C}_6\text{H}_{12}\text{O}_6$ (Sugar) + 6O_2 (Oxygen). The video content is split into two images: a plant's root system in soil on the left and a water droplet on the right. A red arrow points to the play button in the video player controls. The video player also shows a progress bar at 02:03, signal strength, settings, and full screen icons.

Comprehension Questions:

Available in **00:39**

1. What is the process that plants go through to create their own food?
  
 pasteurization
 photosynthesis
 germination
2. Which resource is not necessary for plants to grow?
 
 air
 soil
 water
3. What do plants create that helps human beings survive?
 
 oxygen
 chlorophyll
 carbon dioxide

Permalink: https://www.usatestprep.com/modules/video/video_1

[Show Transcript](#) 



[Video Feedback](#)

To improve quality, we now host our videos at Vimeo. If your school or district blocks Vimeo, please contact us.

Teacher: Carmel Kisiday

Class: KES Science Grade 5

Assignment: Life Science



7. USATestPrep Graded Assignment Example

Red Arrows show:

- **Student percentage for that assignment**
- **The “Next Assignment” button (student may continue to the next video assignment)**

You are logged in as KES Student. [Return To Your Account](#)

Video Results

SCORE 100%

Tokens Earned: 4 

KES Student

Total Score	100% (3/3)
Correlation Score ?	N/A
Date Completed	03/18/2020 09:18 AM EDT
Video	Air, Water, and Plants
Test	5th Grade Science SSA (NGSSS)
Domain	Life Science
Standard	Organization & Development Of Organisms: Plants

[← Details](#)

[View Video](#)

[Next Assignment](#)

Question Results:

#	Question	Correct	Details
1)	What is the process that plants go through to create their own food?	✓	View
2)	Which resource is not necessary for plants to grow?	✓	View
3)	What do plants create that helps human beings survive?	✓	View

[Back to Top](#)