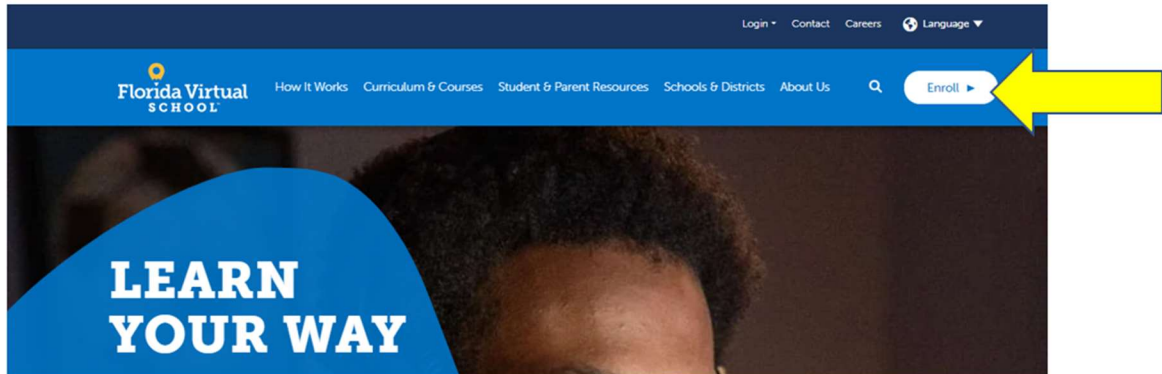


How to create a Charlotte Virtual School Account 24/25

Go to www.flvs.net
Click **ENROLL**



CLICK ENROLL IN COUNTY VIRTUAL SCHOOL



County Virtual School

FLVS courses available through your school district. [For K-5 check with your county for availability.](#)

Enroll in County Virtual School ▶

CLICK ENROLL NOW

How to Enroll in your County's Virtual School

We're glad you have decided to enroll in your county's virtual school! The steps below are what you can expect as you go through the enrollment process.

If you ever get stuck or need help, please reach out to your [county's virtual school](#).

Already know the process?




ADD YOUR COUNTY AND STUDENT TYPE

Let's customize our catalog for you!

County
Charlotte

Student type
Public School



- Choose your course

DRIVER EDUCATION AND TRAFFIC SAFETY

Driver Education/Traffic Safety

- Click – Add to backpack



Driver Education/Traffic Safety

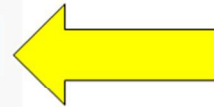
- Click continue again and create your account

* Username:

* Password:

[Forgot Username?](#) / [Forgot Password?](#)

New Student?

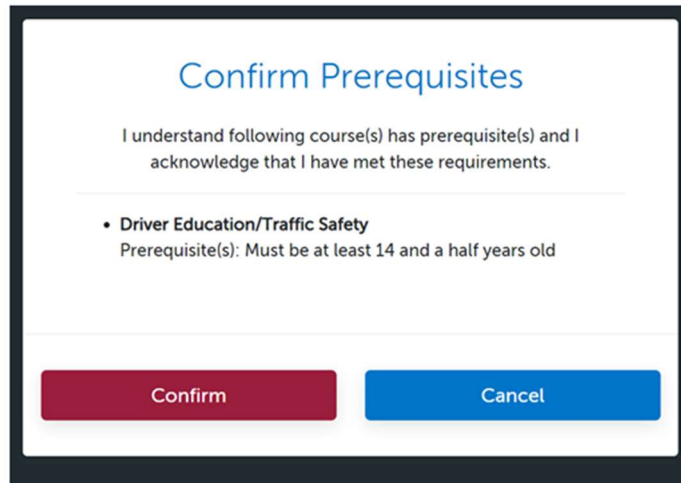


- Do NOT fill anything in, click **CREATE AN ACCOUNT**
- Create your Username and Password - **BE SURE AND WRITE THIS DOWN**
- Enter Email address
- Click Continue
- Complete **ALL FIELDS** (Personal, Demographic, Phone, Address)
- School will be your current school of enrollment
- Once all fields are filled in, Click continue
- Complete Parent/Guardian Information
- Click Continue once ALL fields are filled in
- Confirm Account Information, if it is all correct, click Continue at the bottom of the page
- Answer Survey questions (answers DO NOT matter)
- Once answered, click Continue at the bottom of the page
- Agree to Student Commitments and Parent/Guardian Commitments Click Continue at the bottom of the page
- Choose to "opt-in" OR "opt-out" of media release
- Type your name in Signature box, click Continue
- Be sure to choose **CHARLOTTE COUNTY VIRTUAL SCHOOL**

Course Name	Credit(s)	Semester	Preferred Placement Date	School ?	Remove
Driver Education/Traffic Safety		Choose ...	MM/DD/YYYY	<input checked="" type="radio"/> Charlotte County Virtual School <input type="radio"/> Florida Virtual School Flex	

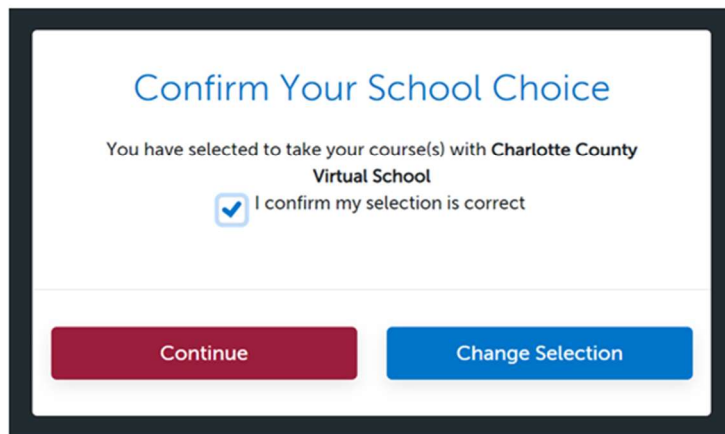


- Once you have entered the semester and start date along with Charlotte County Virtual CLICK CONTINUE and Confirm Prerequisites



The screenshot shows a dialog box titled "Confirm Prerequisites". The text inside reads: "I understand following course(s) has prerequisite(s) and I acknowledge that I have met these requirements." Below this, there is a list item: "• Driver Education/Traffic Safety" with the prerequisite: "Prerequisite(s): Must be at least 14 and a half years old". At the bottom, there are two buttons: a red "Confirm" button and a blue "Cancel" button.

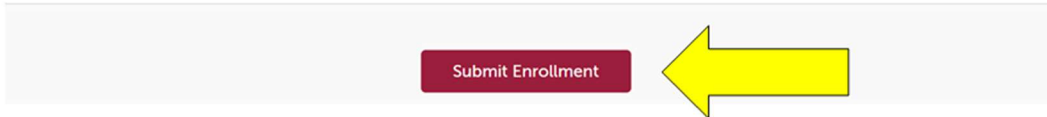
- Confirm Your School Choice



The screenshot shows a dialog box titled "Confirm Your School Choice". The text inside reads: "You have selected to take your course(s) with Charlotte County Virtual School". Below this, there is a checked checkbox followed by the text "I confirm my selection is correct". At the bottom, there are two buttons: a red "Continue" button and a blue "Change Selection" button.

- Click submit enrollment

Course Name	Credit(s)	Semester	Preferred Placement Date	School
Driver Education/Traffic Safety	0.5	1	02/24/2021	Charlotte County Virtual School



*****IMPORTANT**

Write down your username and password.

You must complete the enrollment all at once or your account will be frozen. If this happens, go to: ar.flvs.net and enter your username and password.

*****Parents/Guardians are recommended to create a parent account to monitor student progress.**

<https://www.flvs.net/flex/resources/parent-guardian-account>

Parent can add additional children to the account to monitor.

For assistance contact FLVS directly.

<https://help.flvs.net/help>