



Clovis Community College

APPLICATION WORKSHOP



Clovis
Community
College



THINGS YOU NEED TO APPLY

- Your contact information (legal name, phone, address), and personal email
- Your Social Security Number (SSN) if applicable
- Your overall GPA and junior year classes w/grades

TODAY'S APPLICATION STEPS



Go to
scccd.edu/apply
and select your
college



Create your
OpenCCC account
or log in to your
existing account



Once you're logged
in to CCCApply you
will start the
application

LET'S GET STARTED!



To begin, open a
browser and type in
www.scccd.edu/apply



Fresno City College



Madera
Community
College



STATE CENTER
COMMUNITY COLLEGE DISTRICT



CHOOSE A COLLEGE

On www.scccd.edu/apply scroll down and choose the college where you plan to take the majority of your classes

Click on the “Apply to...” link in the college’s box.



Fresno City College was established in 1910 and has the distinction of being California's first community college. Fresno City College serves approximately 34,000 students per year and offers more than 120 associate in arts and science degree programs and 96 certificate of achievement programs in vocational/occupational areas. The college includes police and fire academies and the largest nursing program in the west.

[Fresno City College Website](#)

[Apply to Fresno City College](#)



Established in 1926, Reedley College has the largest California community college farm and is one of only 11 California community colleges to have a Residence Hall. Reedley College serves approximately 14,000 students annually.

[Reedley College Website](#)

[Apply to Reedley College](#)

Clovis Community College

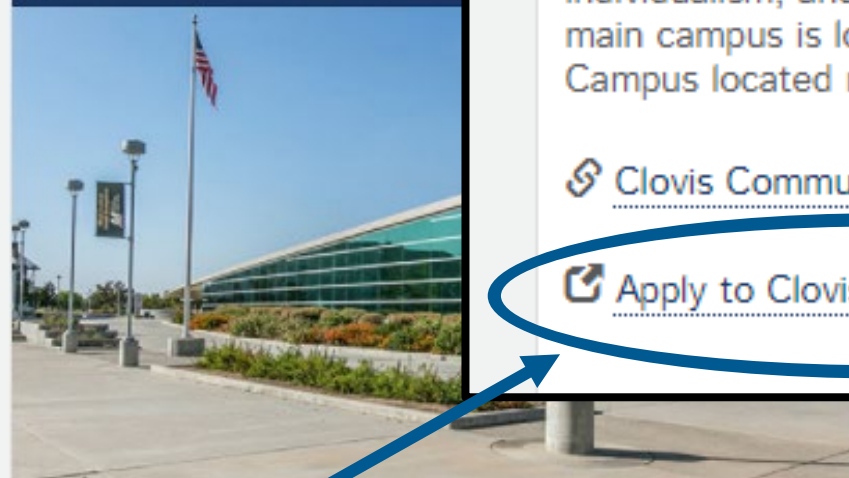


Clovis Community College serves nearly 14,000 students in the Central Valley. Clovis Community College offers state-of-the-art facilities with a dynamic campus culture embracing diversity, individualism, and uniqueness of our student population. The main campus is located on Willow Avenue and the Herndon Campus located near Peach and Herndon.

[Clovis Community College Website](#)

[Apply to Clovis Community College](#)

Madera Community College (Includes Oakhurst Campus)



Granted full college status in July of 2020, Madera Community College offers innovative and life-changing opportunities in a diverse, inclusive and equitable environment. With a wide range of course offerings, the home of the Mountain Lions features comprehensive nursing, agribusiness and business administration programs. Along with Madera Community College at Oakhurst, the two campuses serve approximately 7,200 students annually.

[Madera Community College Website](#)

[Apply to Madera Community College](#)

Clovis Community College serves nearly 14,000 students in the Central Valley. Clovis Community College offers state-of-the-art facilities with a dynamic campus culture embracing diversity, individualism, and uniqueness of our student population. The main campus is located on Willow Avenue and the Herndon Campus located near Peach and Herndon.

[Clovis Community College Website](#)

[Apply to Clovis Community College](#)

WELCOME TO
CCCAPPLY, THE
APPLICATION
FOR CA
COMMUNITY
COLLEGES



[Cambiar A Español](#)

Application to College

Before applying to college you must first have an OpenCCC account.


The OpenCCC single sign-in account allows you to access the online services of the California Community Colleges.

OpenCCC is a service of the California Community Colleges Chancellor's Office. The information in your account is kept private and secure.

[Create an Account](#) or [Sign In](#)

CREATE AN ACCOUNT OR LOGIN

If you have never taken a college course you will be creating a new account with CCCApply.

 California Community Colleges | OpenCCC

To continue to a California Community College secure web application, please sign in or create a new account.

[Sign In](#) [Forgot?](#) [Cambiar A Español](#)

[I forgot my username](#)
[I forgot my password](#)

If you have taken community college classes before, you will log in to the account with the info you used when you first applied. You can't create a new one so you if you forgot your info, click on the Forgot? tab for the info.



Create Your OpenCCC Account

OpenCCC allows you to access California Community Colleges secure web applications.

You Must Have an Email Address

The California Community Colleges and OpenCCC will use email to send you important information. You will need to provide an email address when you create your account.

Free email accounts are available from many sources:

- [Google Gmail](#)
- [Yahoo Email](#)
- [Microsoft Outlook](#)
- [Other Providers](#)

Note: While all of the providers listed above have millions of users and are widely trusted to be reliable and secure, OpenCCC and the CCC Chancellor's Office do not endorse any particular email providers, and will have no liability should any issues arise with a particular email provider.

All information is kept secure and private as explained in the [Privacy Policy](#). By creating an OpenCCC account, you are agreeing to the terms and conditions of the [Privacy Policy](#).

[Begin Creating My Account](#)

or

[Return to Sign In](#)

USE A PERSONAL EMAIL

Make sure you use a personal email, not your school email to ensure you have access to your account after graduation.

If you don't have an email, use the links to create one. Then click on [Begin Creating My Account](#).

Name Information

Legal Name

Enter your legal name as it appears on official documents such as your government issued ID.

First Name 

Jane

I have no first name 

Middle Name 

I have no middle name 

Last Name 

Doe

Suffix 

None

Previous Name

Previous First Name 

I didn't have a first name 

Previous Middle Name 

I didn't have a middle name 

Previous Last Name 

Preferred Name

Preferred First Name 

I don't have a preferred first name that is different than my legal and/or previous first name.

ENTER YOUR NAME AND DATE OF BIRTH

Enter your legal name as it shows on your Social Security Card or Birth Certificate.

If you go by a different name, you can enter it here. However, most schools will only use your legal name on your official record.

Social Security Number

The Social Security Number (SSN) or Taxpayer Identification Number (TIN/iTIN) is used by the college as a means of matching student records, facilitating federal financial aid, and reporting tax-related information to the Internal Revenue System (IRS). However, it is not required for admission.

[Why am I being asked for my social security number?](#)

Do you have a social security number or taxpayer identification number?

- Yes, I have a social security number or taxpayer identification number.
- No, I do not have a social security number or taxpayer identification number, or I decline to provide one at this time.

Please enter your 9-digit social security number or taxpayer identification number.

Confirm your social security number or taxpayer identification number.

Social Security Number

The Social Security Number (SSN) or Taxpayer Identification Number (TIN/iTIN) is used by the college as a means of matching student records, facilitating federal financial aid, and reporting tax-related information to the Internal Revenue System (IRS). However, it is not required for admission.

[Why am I being asked for my social security number?](#)

Do you have a social security number or taxpayer identification number?

- Yes, I have a social security number or taxpayer identification number.
- No, I do not have a social security number or taxpayer identification number, or I decline to provide one at this time.

i Just Remember...

Providing a social security number or taxpayer identification number is not required with respect to non-U.S. resident students (whether documented or undocumented), students taking noncredit courses, students whose qualified tuition and related expenses are waived or paid with scholarships or paid by an institutional third party including an employer or government agency. (26 C.F.R. § 1.6050S-1.) A SSN or TIN/iTIN is not required when IRS reporting is not required.

- Check this box if you are a student enrolled exclusively in noncredit courses, an undocumented student, an international student, a nonresident alien, or another exception and do not have a social security number or taxpayer identification number.

ENTER YOUR SSN IF AVAILABLE

If you HAVE a social security number (SSN) enter it here without the dashes. Continue creating your account.

If you do not know your SSN and need to get it from your parents, click the “No” option and you can add this number in at a later time. Continue creating your account.

If you do NOT have a social security number, select the “No” option and continue creating your account.

Contact Information

An email address is required for important messages, including information about college admission and registration. Please enter an email address that you check.

Email Address ⓘ

Repeat Email Address ⓘ

Main Telephone ⓘ

Extension ⓘ

up to four digits

I authorize text messages for the telephone number above, and accept responsibility for any charges that result.

Second Telephone ⓘ

Extension ⓘ

up to four digits

I authorize text messages for the telephone number above, and accept responsibility for any charges that result.

Permanent Address

My permanent address is outside the United States. ⓘ

I have no permanent address because I am currently homeless. ⓘ

International, F1, M1, or J1 visa students MUST provide a permanent address.

Street Address ⓘ

ENTER YOUR CONTACT INFORMATION

Enter your current information (remembering to use your personal email).

Make sure you use your phone number and not your parent's.

If you are homeless and do not have an address, check the box.

CHOOSE YOUR SECURITY INFORMATION

Create Account

Security and Credentials - Page 3 of 3

Username and Password

To enable you to sign in later, you must choose a unique username for your account.

Username ⓘ

The Username you entered is available.

Minimum 6 characters (letters, numbers, special characters)

Password ⓘ

7 to 20 characters (letters and at least one number)

Repeat Password ⓘ

- Be sure to record your username and password for later use.
- Please do not share your account with others, even family members.

Security PIN

For additional security, please create a 4-digit Personal Identification Number (PIN) for your account. Enter your PIN twice to make sure you type it correctly.

PIN ⓘ

Repeat PIN ⓘ

Choose a **Username** that meets the criteria listed and is not in use by anyone else.

Continue down the page to select a password, pin, and security questions.

IMPORTANT! Write this info down or put it in your cell phone so you have it for the future.

YOU HAVE CREATED YOUR CCCAPPLY ACCOUNT!

Take a picture of your CCCID
which will also be emailed to
you.

Click [Continue](#) to be
directed to the application.



Welcome

Enrollment Information

Term Applying For Ⓞ

Summer/Fall 2022 (May 23, 2022 to December 09, 2022) ▼

Educational Goal Ⓞ

Obtain an associate degree and transfer to a 4-year institution ▼

-- Select --

Obtain an associate degree and transfer to a 4-year institution

Transfer to a 4-year institution without an associate degree

Obtain a 2-year associate degree without transfer

Earn a career technical certificate without transfer

BEGIN YOUR APP WITH YOUR ENROLLMENT INFORMATION

Make sure you are choosing **Summer/Fall 2022** as your term.

Choose an **Educational Goal** from the first four options.

SELECT YOUR INTENDED MAJOR OR PROGRAM OF STUDY

Welcome

Enrollment Information

Term Applying For ⓘ

Summer/Fall 2022 (May 23, 2022 to December 09, 2022) ▼

Educational Goal ⓘ

Obtain an associate degree and transfer to a 4-year institution ▼

Intended Major or Program of Study ⓘ

Business Administration for Transfer (Associate in Science for Transfer Degree) ▼

If you are applying to FCC, you'll choose a major category, then your major.

We recommend choosing a major that has an Associate degree or Associate for Transfer degree to ensure you receive financial aid.

REVIEW YOUR ACCOUNT INFORMATION

Clovis Community College | Term: Summer/Fall 2022 | Application #: 21831232

Enrollment

Account

Education

Citizenship/Military

Residency

Needs & Interests

Account Information

Review OpenCCC Account Information

The following account information will be submitted with your application to college. Please carefully review this information and change any outdated information.

[Edit Account](#)

At this point you will review your information and make any needed edits to your account.

Parent/Guardian Information

By California law, qualification for resident tuition is based on the residency of your parent(s) or guardian(s) until you are 19 years of age, except in certain special circumstances. The following questions will be used to determine whether or not you need to provide [parent](#) or [guardian](#) information for the purposes of determining residency. Your response will not affect your admission to college.

Select the statement that applies to you:

At least one of the following statements is true about me.

- I am or have been married.
- I am legally [emancipated](#)
- I do not have a living parent or guardian.
- I was in [foster care](#) any time after my 13th birthday.
- As of _____, I will be on active duty in the armed services.
- As of _____, I will have been [self supporting](#) for at least one year.

None of the statements above is true about me.

You may need to enter your parent/guardian information due to your age.

Education

College Enrollment Status

As of **July 01, 2022**, will have the following college enrollment status: ⓘ

First-time student in college (after leaving high school) ▼

High School Education

High school education level as of **July 01, 2022** ⓘ

Received high school diploma from U.S. school ▼

High school completion date ⓘ

Month

Day

Year

June ▼

1 ▼

2022

Did you receive your diploma, GED, or certificate in California? ⓘ

Yes

No

Have you attended high school in California for three or more years? ⓘ

Yes

No

ENTER THE
FOLLOWING
QUESTIONS
AS SHOWN

The answers to these questions will affect your enrollment in college. Enter them exactly as shown except for the **last question**.

Your HS completion date can be estimated.

SEARCH FOR YOUR HIGH SCHOOL

Search for the high school you are **currently attending**.

If you cannot find your high school, make sure to ask for help as it will affect your student record if you do not select the right school.

Last School Attended


I attended high school. 

Country

United States of America (the) 

State

California 

Enter the name or city of the last school or homeschool you attended. Then make a selection from the list. 

Buchanan High, Clovis

[Change](#)

School or Organization

Buchanan High

City

Clovis

High School Transcript Information

College staff use this information to provide guidance. Your responses will not affect your admission to college.

What was your [unweighted high school GPA](#) (grade point average)? Please enter a value between 0.00 and 4.00. [?](#)

If you are still in high school, enter your [cumulative unweighted GPA](#) as of the end of 11th grade.

What was the highest English course you completed in high school? You may have passed or not passed the course, but you remained enrolled until the end.

What grade did you receive?

What was the highest [math course](#) you completed in high school? You may have passed or not passed the course, but you remained enrolled until the end.

What grade did you receive?

ENTER YOUR HIGH SCHOOL TRANSCRIPT INFO

Using your student portal, unofficial transcripts, etc., enter the information in each field using your junior year grades/courses.

ANSWER THE CITIZENSHIP AND MILITARY QUESTIONS

Citizenship/Military

Citizenship & Immigration

Citizenship & Immigration Status ⓘ

Other

If you are not a U.S. citizen, please enter the following:

Visa Type

-- Select Visa --

No documents

U.S. Military/Dependent of Military

U.S. Military status as of May 22, 2022 ⓘ

None apply to me

You may have to enter additional information depending on how you answer the questions.

If you are an undocumented student, select **Other**, then **No Documents**.

Residency

California Residence

Have you lived in California continuously since May 22, 2020? ⓘ

Yes No

Out-of-State Activities

As of May 22, 2020, have you engaged in any of the following activities? Check each activity that applies.

I paid taxes outside of California ⓘ

I registered to vote outside of California ⓘ

I declared residency at a college ⓘ

I filed for a lawsuit or divorce ⓘ

Special Residency Categories

At any time in the last 24 months were you determined to be homeless by any of the following agencies? ⓘ

- High school or school district homeless liaison
- Emergency shelter or transitional housing program
- Director of a runaway or homeless youth basic center or transitional living program

Yes No

Have you ever been in [court-ordered foster care](#)? ⓘ

Yes No

ANSWER THE RESIDENCY QUESTIONS

Read the residency questions carefully as your answer will affect your enrollment fees.

These questions will help us determine if you qualify for services available to foster-youth or homeless students.

Next, complete the Needs & Interest page.

Demographic Information

Gender/Transgender

This information will be used for state and federal reporting purposes. It is optional and voluntary and will not be used for a discriminatory purpose. "Gender" in this context, means a person's sex, or a person's [gender identity](#) and [gender expression](#).

Gender ⓘ

-- Select Gender --

Do you consider yourself [transgender?](#) ⓘ

-- Select Transgender Response --

Sexual Orientation

By California law, the California Community Colleges collect voluntary demographic information regarding the sexual orientation, gender identity, and gender expression of students.

- This information is used for summary demographic reporting and will not be used for a discriminatory purpose.
- Your responses are kept private and secure.
- Providing this information is optional.

Please indicate your [sexual orientation](#) ⓘ

-- Select Sexual Orientation --

Parent/Guardian Educational Levels

Regardless of your age, please indicate the education levels of the [parents and/or guardians who raised you](#).

Parent or Guardian 1 ⓘ

-- Select Education Level --

Parent or Guardian 2 ⓘ

-- Select Education Level --

ENTER YOUR DEMOGRAPHIC INFORMATION

Answer the demographic questions to the best of your ability.

If you don't know your parent's education levels, select **Unknown**.

ANSWER THE SUPPLEMENTAL QUESTIONS

Primary Location

Please select the location where you will be enrolling for the majority of your courses.

Clovis Community College

Personal Information

Place of Birth (City and State or Foreign Country)

Clovis, CA

DISPLACED HOMEMAKER: A displaced homemaker is a person who 1) has not worked for 5 or more years except to provide unpaid services for family members 2) has been dependent on either the income of another family member or on public assistance because of dependent children in the home. 3) is no longer receiving income from either source. 4) is currently unemployed or underemployed and having difficulty in obtaining or upgrading employment. I believe I meet the qualifications of displaced homemaker.

Yes No

Do you receive HUD Section 8 Housing or other public assistance?

Yes No

Answer the supplemental questions to the best of your ability. You can always select **Unknown** if you are unsure.

These questions are for you, not for a parent.

Submission

Review Your Responses

We recommend that you review your responses to ensure you've provided complete and accurate information.

[Save as PDF](#)

Request for Consent to Release Information

I authorize the Chancellor's Office, California Community Colleges, and the community colleges I am attending to release necessary personal information contained in my education records, including my Social Security number, for the purposes described below. To learn more about how your personal information is stored and used, see the [Privacy Policy](#).

- To federal or state agencies to evaluate jointly administered programs or to comply with reporting requirements;
- To data matching services to measure student success in transferring to four-year colleges or universities;
- To colleges, universities, or government agencies to promote outreach to students and to enhance transfer;
- To the California Student Aid and
- To organizations or agencies at colleges you attend with rese

- I consent
 I do not consent

REVIEW YOUR APPLICATION

Click on [Review My Application](#) to ensure your information is correct. Make sure your Education section looks the same as the example below. Then select a consent option before moving to the final section.

Education

Enrollment Status as of May 22, 2022

First-time student in college (after leaving high school)

High School Education Level as of

Received high school diploma from U.S. school

High School Completion Date

June 01, 2022

Yes

Received a diploma or certificate of completion in California

Submit Your Application

You are about to submit your application to Clovis Community College.
NO CHANGES can be made to your application once it is submitted.

California state law* allows you to submit your application and residency information online with an electronic signature verification. Your completion of this page will provide the necessary verification for electronic submission. The security and privacy of the information in your submitted application are protected as described in the CCCApply Privacy Policy.

* Section 54300 of subchapter 4.5 of chapter 5 of division 6 of title 5 of the California Code of Regulations.

By Checking here, I, Amy declare that: ⓘ

- All of the information in this application pertains to me.
- Under penalty of perjury, the statements and information submitted in this online admission application are true and correct.
- I understand that falsification, withholding pertinent data, or failure to report changes in residency may result in District action.
- I understand that all materials and information submitted by me for purposes of admission become the property of Clovis Community College.

By Checking here, I, Amy Yocupicio, acknowledge understanding that: ⓘ

- Federal and state financial aid programs are available and may include aid in the form of grants, work study, and/or any available student loans. I am aware that I may apply for assistance for up to the total cost of my education including enrollment fees, books & supplies, transportation, and room and board expense.
- I may apply for financial assistance if I am enrolled in an eligible program of study (certificate, associate degree, or transfer), and may receive aid if qualified, regardless of whether I am enrolled full-time or part-time.
- Financial aid program information and application assistance are available in the financial aid office at the college. The application is also available on-line.

Note: CCCApply will provide links to financial aid information and applications after you submit this application. You can also find financial aid information at www.icanaffordcollege.com, and on most college websites.

Submit My Application

SUBMIT YOUR APPLICATION

You cannot change your application once you submit it so read the following and if you entered your SSN or answered the question as an international or undocumented student, you can click on [Submit My Application](#).

If you did not enter your SSN, do not submit your application, retrieve your SSN and enter it later. Not entering an SSN will prevent you from receiving financial aid.

A photograph of a university campus with students walking on a path, overlaid with a blue geometric graphic containing white text. The background shows a modern building with large windows, green trees, and a clear sky. In the foreground, several students are walking on a paved path. A large blue graphic on the right side of the image contains the text 'CONGRATULATIONS! YOU HAVE COMPLETED YOUR APPLICATION!' in white, uppercase letters. The graphic is a large, irregular shape that tapers to the right.

CONGRATULATIONS!
YOU HAVE
COMPLETED
YOUR
APPLICATION!



WHAT'S NEXT?

- You will receive an email from CCCApply confirming you have submitted your application.
- Your application will take 1-3 days to process, then you will receive an **acknowledgment email** with your Student ID number and other important info from **SCCCD Admissions & Records**.
- If you have not received the email after 4-5 days, check your spam folder.

WHAT'S NEXT?

- Once you receive the email with your **Student ID** and login information, log in to your **Student Portal** and update your preferences to begin checking your **Student Email** regularly.
- Login information and a checklist of enrollment steps will be provided at the end of today's presentation.
- Take a picture of your Student ID number or keep it somewhere safe as you will need it often.



WE ARE HERE TO HELP!

- We partner with your high school to help you (Registration-to-Go, RTG)
- Outreach Staff, Counselors, and Student Ambassadors to guide you
- Outreach Specialist assigned to Buchanan:

Amy Yocupicio

amy.yocupicio@cloviscollege.edu

559-325-5035





AMY YOCUPICIO

Hi! I am from State Center Community College District representing Clovis Community College. I can also answer questions about Fresno City College, Madera Community College and Reedley College.

BUCHANAN WEEKLY VISITS

Every Tuesday, between 9/7 - 12/14
8:00am - 2:45pm
Counseling Center

CONTACT

Email: amy.yocupicio@cloviscollege.edu
Phone: 559-325-5035

VIRTUAL ASSISTANCE

Every Tuesday, Wednesday, Thursday
3pm-5pm
www.bit.ly/CCCVirtualHelp

REMIND APP

Text: 81010
Class Code: @ccbhs22



JOIN THE CRUSH FAMILY!

Complete each of the following required steps during the workshops provided at Buchanan to enroll:

APPLICATION

- Opens 9/1
- Application Workshops offered at Buchanan on 9/21, 22, 23, & 24

ONLINE ORIENTATION

- Opens 12/1, completion date determines priority registration date
- Completed online through MyPortal at each college website
- Orientation assistance offered virtually, 12/1-12/3 & 12/6-12/10, from 3-5pm

COLLEGE ADVISING

- Meet with a community college counselor to select college classes
- Develop a Student Education Plan (SEP)
- Advising Sessions offered at Buchanan on 2/1 & 2/2

PRIORITY REGISTRATION

- Priority Registration for Fall 2022 classes is 4/26, 27 & 28 through MyPortal
- In-person and online help will be available all three days

THINGS TO REMEMBER

- Check your community college email account through MyPortal.
- Keep your college ID # available. You will need it to log into MyPortal.
- Know important dates and deadlines!



This flyer includes contact information and dates specific to Buchanan. To receive an electronic copy, scan the QR Code below.





Clovis Community College

Financial Aid



How to Apply for Financial Aid

Fill out the Free Application for Federal Student Aide (FAFSA) if you are a U.S. Citizen or Permanent Resident at [FAFSA.gov](https://fafsa.gov).

Fill out the California Dream Act (CADAA) if you are an undocumented, AB540 eligible student at dream.csac.ca.gov.

Apply between Oct 1 – March 2

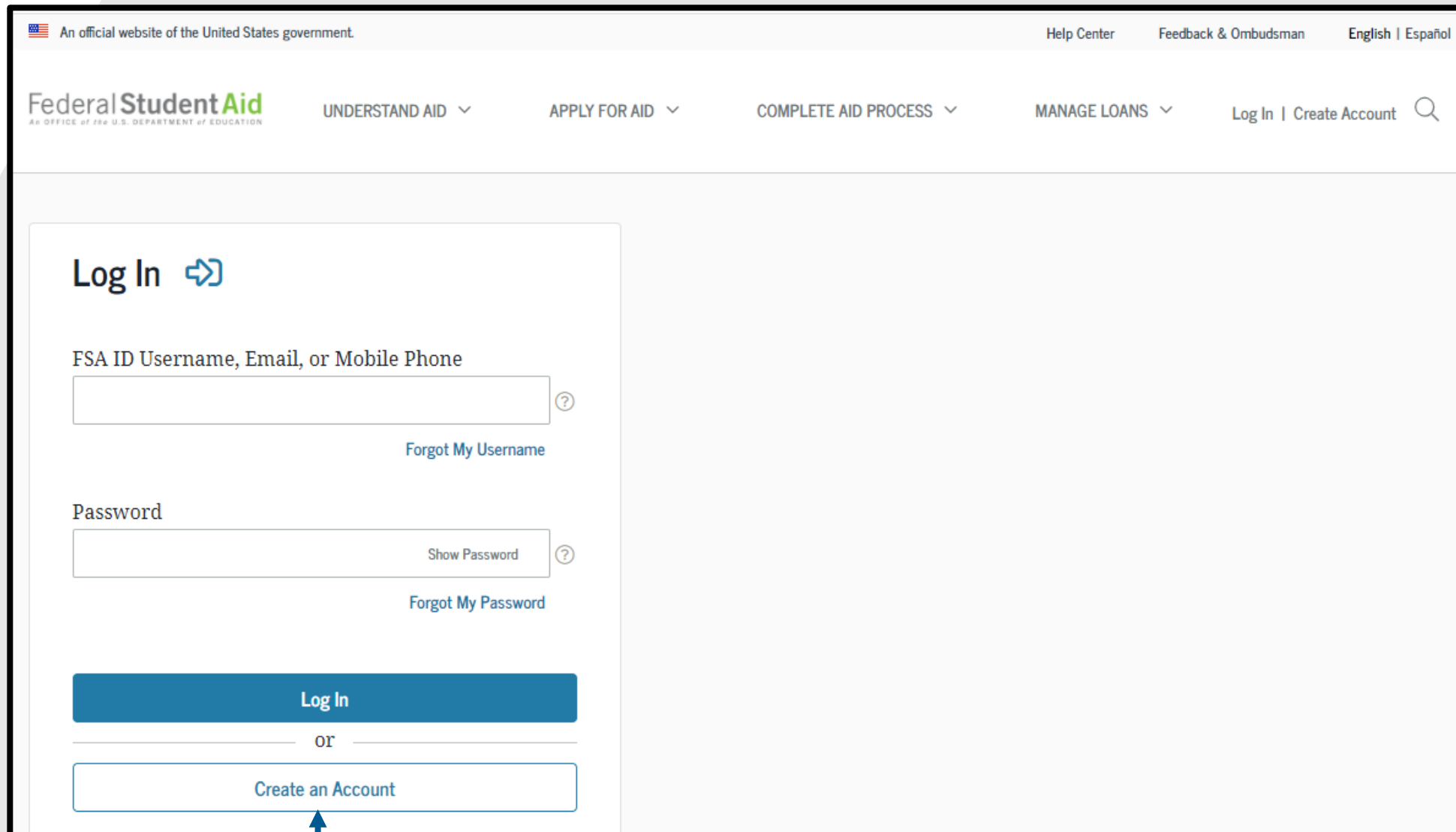
The screenshot shows the FAFSA.gov homepage. At the top, it says "An official website of the United States government." and includes links for "Help Center", "Feedback & Ombudsman", and "English | Español". The main navigation bar has "FederalStudentAid" and "AN OFFICE OF THE U.S. DEPARTMENT OF EDUCATION" on the left, and "UNDERSTAND AID", "APPLY FOR AID", "COMPLETE AID PROCESS", and "MANAGE LOANS" on the right. The main content area features a large heading "Complete the FAFSA® Form" with a sub-heading "Use the Free Application for Federal Student Aid (FAFSA®) form to apply for financial aid for college or graduate school." Below this, there are two main sections: "New to the FAFSA® Process?" with a "Start Here" button, and "Returning User?" with options for "Correct info | Add a school" and "View your Student Aid Report (SAR)", along with a "Log In" button. The background of the main content area shows an illustration of three diverse students.

The screenshot shows the California Student Aid Commission (CSAC) website. The header includes the CSAC logo and "CA.GOV | Privacy Policy". Below the header, there is a navigation bar with "HOME" and "INFORMATION & RESOURCES". The main content area features a large banner for "CA DREAM ACT" with a photo of a smiling young woman. Below the banner, there is a notification: "1. To apply for a Cal Grant submit a California Dream Act Application by March 2." The main content is organized into three columns: "FIRST TIME USER" with a "NEW" icon and a "Start" button; "RETURNING USER" with a person icon and a "Login" button; and "PARENT SIGNATURE" with a signature icon and a "Submit" button. Each column contains a list of instructions or links related to that user type.

Federal Student Aide ID (FSA ID) for FAFSA

- Required to electronically sign FAFSA.
- If you are a dependent student, one parent must also create their own unique FSA ID.

fsaid.ed.gov



The screenshot shows the Federal Student Aid website's login page. At the top, it says "An official website of the United States government" and includes links for "Help Center", "Feedback & Ombudsman", and "English | Español". The main navigation bar features "FederalStudentAid" with the tagline "AN OFFICE OF THE U.S. DEPARTMENT OF EDUCATION", and several menu items: "UNDERSTAND AID", "APPLY FOR AID", "COMPLETE AID PROCESS", and "MANAGE LOANS". On the right of the navigation bar are "Log In | Create Account" and a search icon. The main content area is titled "Log In" with a right-pointing arrow icon. It contains two input fields: "FSA ID Username, Email, or Mobile Phone" and "Password". Each field has a "Forgot My Username" or "Forgot My Password" link below it. A "Show Password" link is also present next to the password field. Below the input fields is a blue "Log In" button. Underneath the button is the word "or" and a "Create an Account" button. A blue arrow points from the "Create an Account" button down to the text below the screenshot.

Create an Account if you have never setup an FSA ID and then select 'Get Started'

Step 1 of 7

Personal Information

I understand that I'll be required to certify that the information I provide to create an account (FSA ID) is true and correct and that I'm the individual I claim to be.

If I'm not the person I claim to be, I understand that I'm not authorized to proceed and that I should exit this form now. If I provide false or misleading information, I understand that I might be subject to a fine, prison time, or both.

First Name

Middle Initial

Last Name

Date of Birth

Month Day Year

Social Security Number

Note: A user can only have one account associated with his or her Social Security number.

Cancel

Continue

Step 2 of 7

Account Information

Because financial aid agreements are legally binding, you can't create an account for someone else, even another family member. Parents and students must create their own accounts.

Username

Email Address

Confirm Email Address

Password

Show Password

✓ Uppercase

✓ Lowercase

✓ Number

✓ 8+ characters

Confirm Password

Show Password

Previous

Continue

Step #1: Enter Personal Information. You **MUST** have a SSN to create an account.

Step #2: Enter Account Information. Use a **personal email address** (not CUSD email).

Save your username and password!

Step 3 of 7

Contact Information

Mailing Address

Address

City

State

ZIP Code

Phone Number

Mobile Phone Number

Confirm Mobile Phone Number

[+ Add Alternate Phone Number](#)

Mobile Phone Account Recovery

We strongly recommend setting up mobile phone account recovery. This option is used to help you restore access to your account by sending you a code via text message if you are locked out.

Yes, I would like to use my mobile phone for account recovery.

Step 4 of 7

Communication Preferences

Required Communications

The U.S. Department of Education (ED) and its federal student loan servicers will need to send you required communications and documents related to your federal student aid, such as student loan disclosures and interest statements.

I want to receive these communications:

By email *Recommended*

By postal mail

Optional Communications

ED and its federal student loan servicers want you to feel confident about the financial aid and student loan process. To help with this, we will sometimes send out information about programs you may be eligible for, such as grant programs, student loan forgiveness programs, income-based repayment plans, and more.

I want to receive these communications:

By email

By text message

Language Preference

Your choice lets us know how you would like to view website content once logged in, and what to use for your communications.

Language

Step 5 of 7

Challenge Questions

Challenge questions and answers are used to retrieve your username or password if you forget them or if you need to unlock your account.

Note: Answers are not case-sensitive.

Challenge Question 1

Question

Answer

Challenge Question 2

Question

Answer

Challenge Question 3

Question

Answer

Challenge Question 4

Question

Answer

Step #3: Enter Contact Information

Step #4: Enter Communication Preferences

Step #5: Select and answer Challenge Questions to retrieve forgotten login information

Step 6 of 7

Confirm and Verify

Verify the information you provided for your account below. If there is an error, select "Edit" to correct the information.

Step #6: Verify the information you added is correct. Make any edits if changes need to be made.

Step 7 of 7

Account Recovery

Only a verified email address OR a verified mobile phone number is required, but if you provided both on previous screens, you MUST verify both below.



Verify My Mobile Phone Number

NOT VERIFIED



Verify My Email Address


NOT VERIFIED

Previous

Finish

Step #7: Account Recovery. Verify through mobile and/or email. If you provided both, you MUST verify both. Enter the 6-digit number. Note: Secure code expires in 30 minutes.

Click 'Finish'



CONGRATULATIONS!
YOU HAVE CREATED
YOUR FSA ID!

You will receive a
confirmation email.

FINANCIAL AID QUESTIONS/HELP

Clovis Community College

Phone: [559-325-5239](tel:559-325-5239)

Email: clovis.financialaid@scccd.edu

Monday - Friday: 8:00 am - 5:00pm

THANKS FOR JOINING US!

