

Parent Advisory Committee

November 29, 2022

# Welcome

1. Call to Order
2. Introductions

# School Safety

Steve France

Assistant Superintendent, Educational  
Services



**SAFE SCHOOLS  
CLOVIS UNIFIED**

# Current Personnel to Assist in Student Safety

- CUSD Police Department - 17
- Attendance Officers - 7
- Site Staff
  - Administration
  - SRL's
  - SRO's (Police Officers)
  - Campus Monitor's with radios
  - Transition Teams
  - Mental Health/School Psychologists
  - Nurses and Health Aides
  - Many more
- School Community and Volunteers

# Active Supervision for All Staff

Every site has policies in place regarding the importance of supervision duties on campus and procedures to follow in case of emergency

- Whistles
- Radios
- Intercoms/Bells
- Emergency Procedure Guidelines
- *CatapultEMS*

# Partnership and Cooperation with Local Agencies

## Specific Training

- Emergency Response/Active Intruder/Situational Awareness Training

## Partnerships with Local Agencies

- Annual meetings with local agencies
- Maintain Mutual Aid MOU with all local law enforcement agencies
- Maintain regular meetings and communication

# School Site Safety Systems

- All Classroom Doors are Locked
- Doors Lock from the Inside
- Raptor System for Visitors
- Emergency Procedure Manuals
- Consistent Instructions for Action Response

# Camera Systems and School Site Safety Plan

Cameras--over 1800 cameras strategically located

- Identify people on campus
- Dispatcher to support first responders

School Site Safety Plan Reviewed by SSC

- Includes comprehensive plan
- Includes evacuation maps, gas/water/electrical shut off
- Reviewed with staff on an ongoing basis
- Regular safety drills
- Identifies roles and responsibilities



# District ReAct

- In the case of an extreme emergency, the district has created a district wide ReAct team that involves every department in our district.
  - The purpose is to assist in every aspect of the emergency
  - Areas covered with this team include:
    - Operations
    - Planning and Intelligence
    - Logistics
    - Finance/Admin
    - Media
    - Safety Medical
    - Legal
    - Transportation
    - Shelter/Care
    - Information Systems
    - Cost Recovery
    - Communications

# CatapultEMS

CatapultEMS is designed to improve communication with staff and law enforcement and save valuable time in the case of a crisis.

- Automated procedures once an incident is escalated to an alert
- Sends alerts to staff with information
- Provides evacuation maps and emergency procedures
- Immediate communication with first responders
- In the case of an active intruder- run, hide, fight announcement followed by a siren will be the signal for this situation

# CatapultEMS

## ACTION ALERT: LOCKDOWN



1 Unread Messages

View ▶



Code Red Detail

View ▶

### Update Actions



SAFE & SECURE

UPDATE YOUR STATUS



ROOM 202

UPDATE YOUR LOCATION



6/36

UPDATE STUDENT LIST

### Resources



EVACUATION MAP



EMERGENCY PROCEDURES

# Summary of what happens...

- Actual alert goes out to the school site.
- This alert triggers an action that the school site would follow: Shelter in Place, Lockdown, etc.
- The PA announces an automated message to the site to act.
- An automated email/text is sent to other department site safety team leads.

# Summary

- In addition, any other school that is nearby or in that area, site safety teams gets a message.
- Communication begins with teachers and staff from the site safety team. This can be one way or 2-way conversation.
- Updates continue until an all clear is announced.

Questions?

# Program Business

Robyn Snyder

# Purpose of Forming Parent Advisory Committee


1. Purpose of PAC
2. Voting for PAC Chair and Co-Chair
3. Format of PAC Meetings
4. Approval of Previous Meeting Minutes
5. Review and Approval of the Bylaws



# 2021 Student Achievement Presentation

Richard Sarkisian

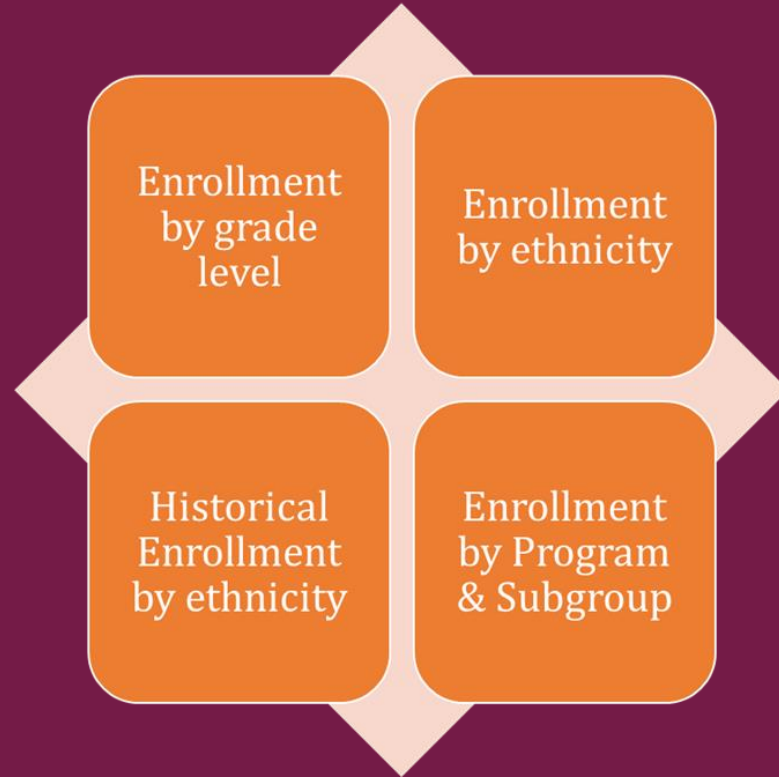
# Student Achievement Parent Advisory Committee



Reporting on the 2021-22 School Year



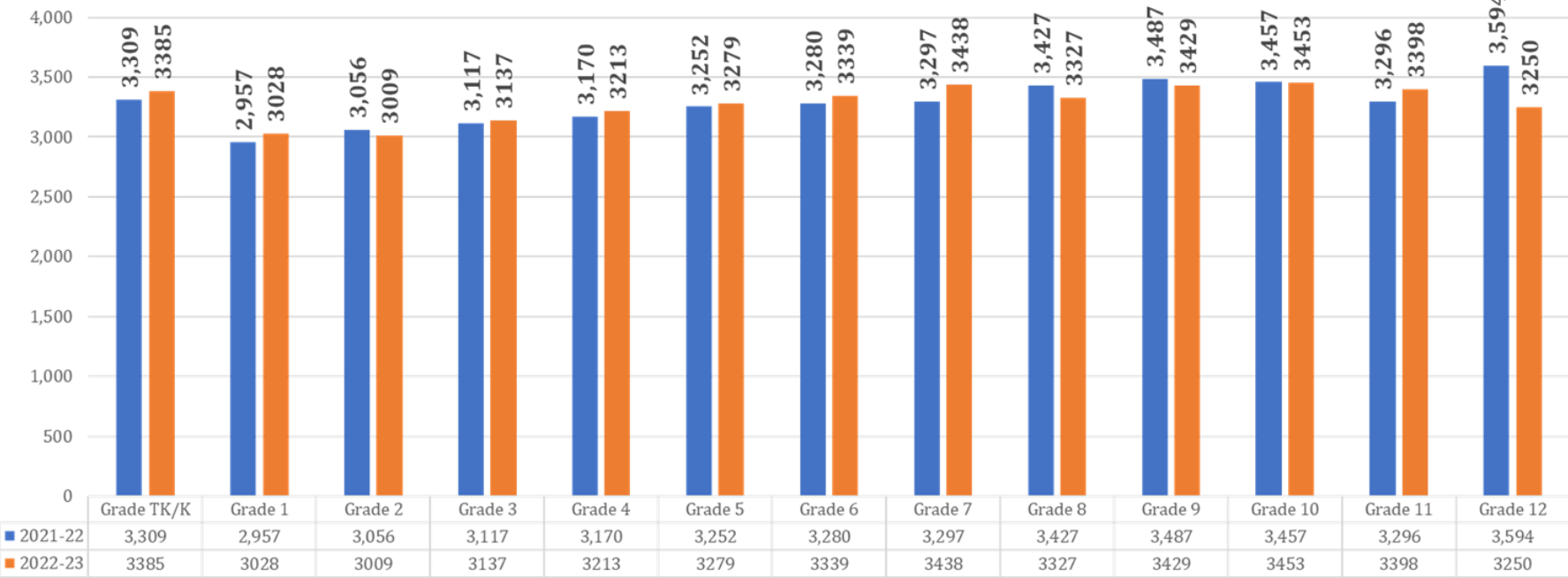
# District Demographics



# Enrollment by Grade Level

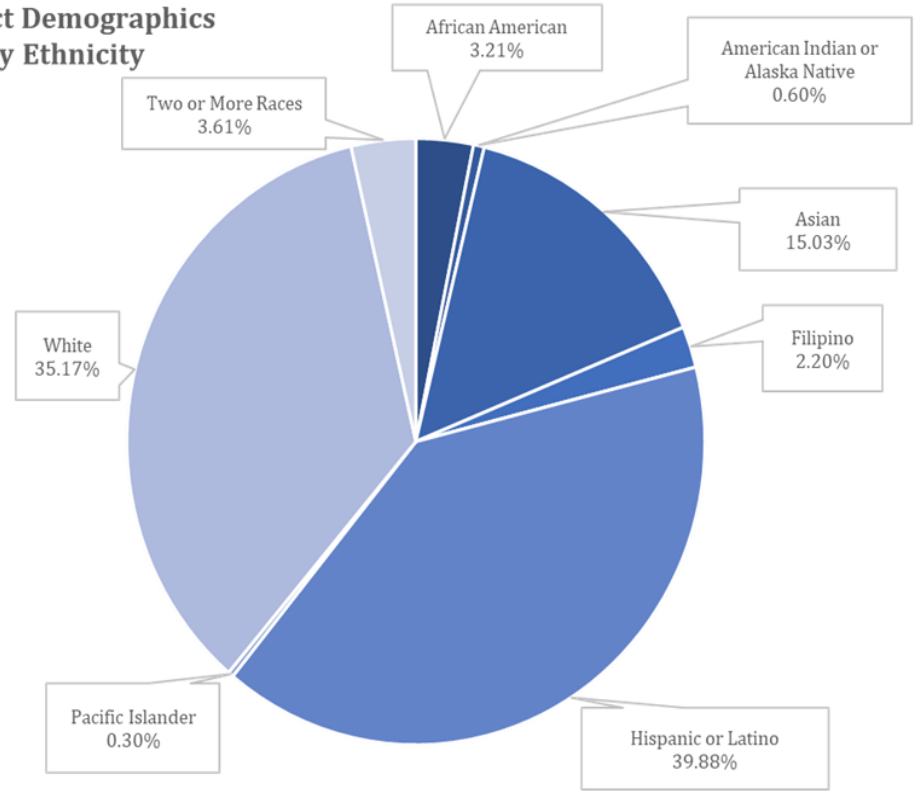
Clovis Unified District Enrollment by Grade

(Data Source: 2022- Calpads Fall 1 data submission, 2023 - Aequitas Q)



# Enrollment by Ethnicity 2021-2022

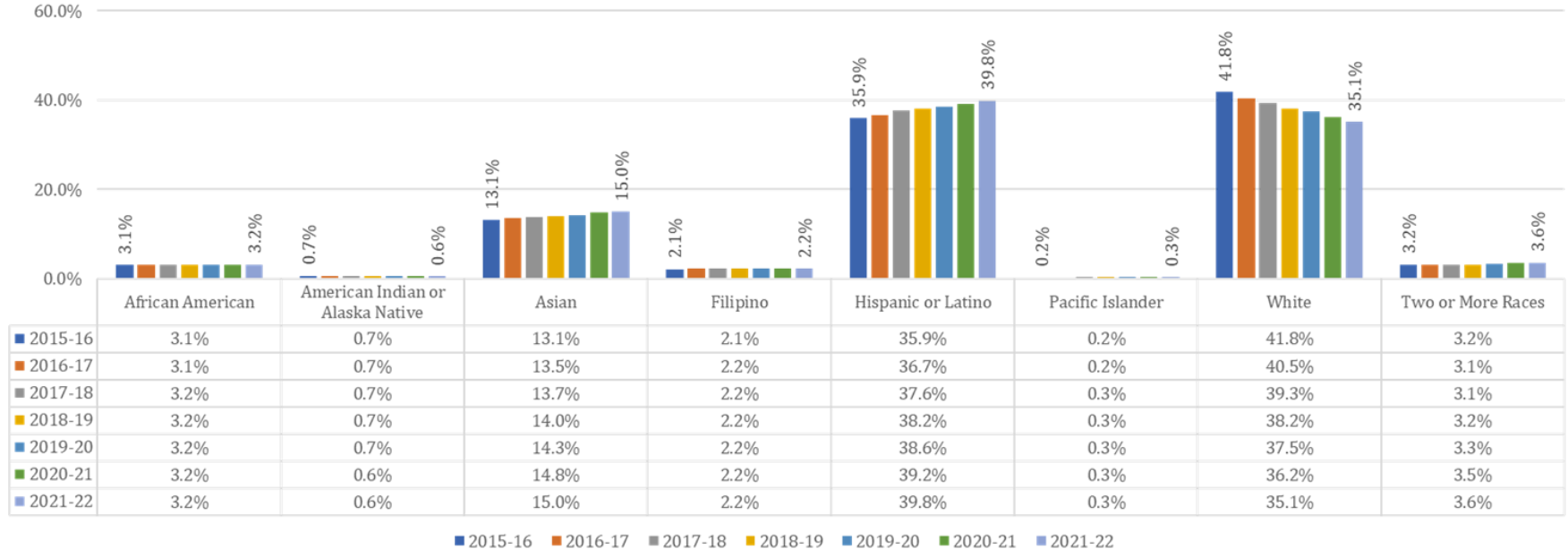
District Demographics by Ethnicity



- African American
- American Indian or Alaska Native
- Asian
- Filipino
- Hispanic or Latino
- Pacific Islander
- White
- Two or More Races

# Historical Enrollment by Ethnicity

7 Year Enrollment Trend by Ethnicity



# Enrollment by Subgroups & Programs 2021-22 School Year

<b>Subgroup or Program</b>	<b>Enrollment</b>	<b>% of Total</b>
English Learners	2,023	4.8%
Foster Youth	216	0.5%
Homeless Youth	42	0.1%
Migrant Education	37	0.1%
Students with Disabilities	3,668	8.6%
Socioeconomically Disadvantaged	20,351	48.5%

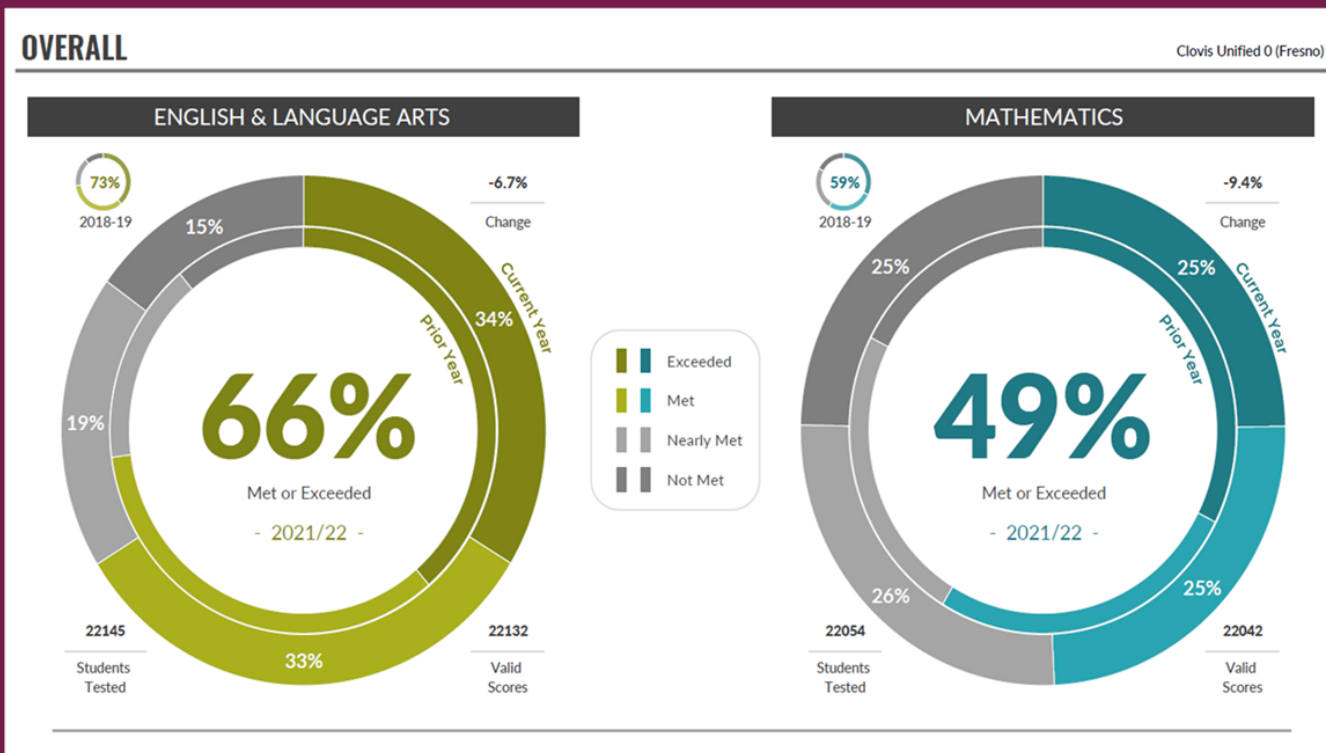
# California Assessment of Student Progress and Performance (CAASPP)

## State Tests Include:

- Smarter Balanced Assessment Consortium (SBAC) Summative tests in ELA and Mathematics
- California Science Test (CAST) – Science test in grades 5, 8 and once in either 11<sup>th</sup> or 12<sup>th</sup> Grade
- California Alternate Assessment (CAA) – state tests for students with severe cognitive disabilities



# Overall District ELA and Math Performance



# ELA and Math by Grade Level

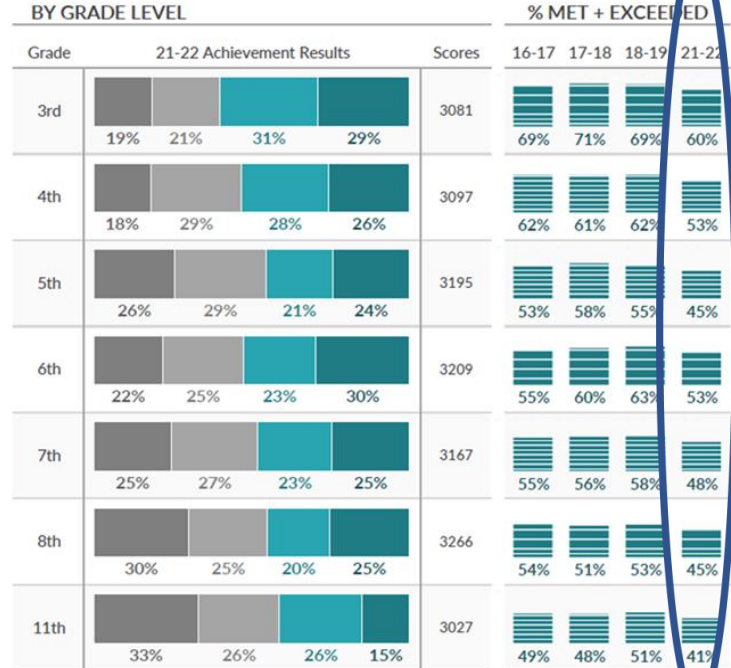
## ENGLISH & LANGUAGE ARTS

■ Not Met ■ Nearly Met ■ Met ■ Exceeded



## MATHEMATICS

■ Not Met ■ Nearly Met ■ Met ■ Exceeded



# ELA and Math Performance by Ethnicity

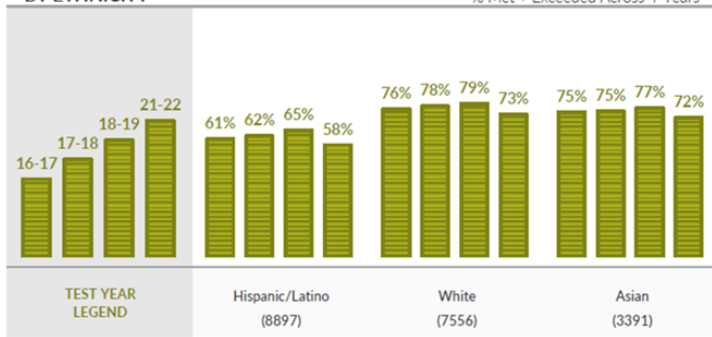
## ETHNICITY

Clovis Unified 0 (Fresno)

### ENGLISH & LANGUAGE ARTS

BY ETHNICITY

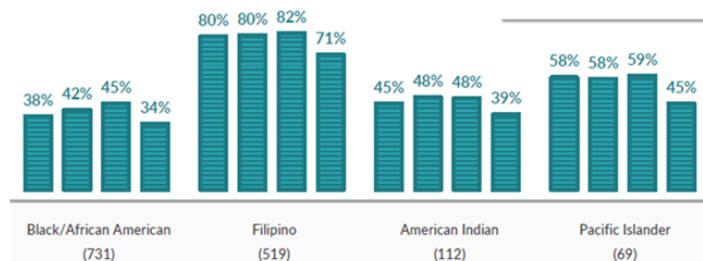
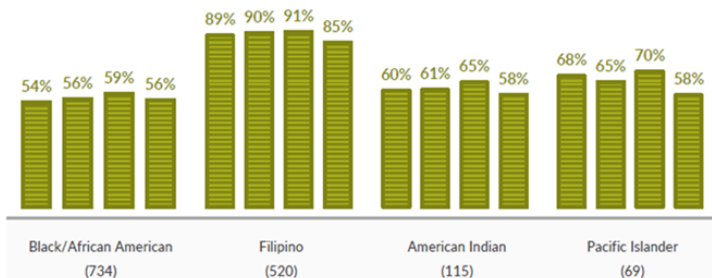
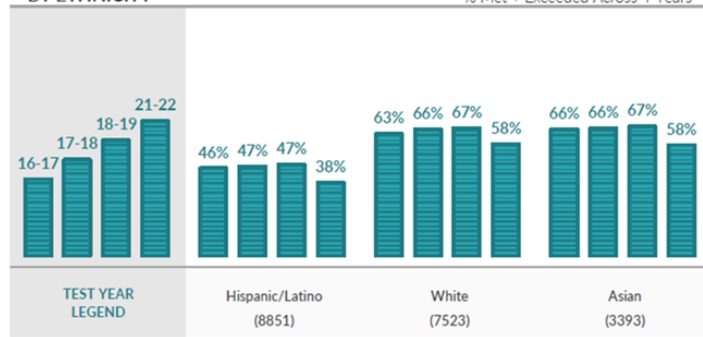
% Met + Exceeded Across 4-Years



### MATHEMATICS

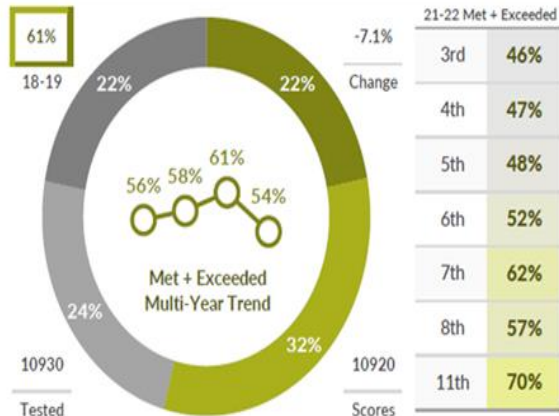
BY ETHNICITY

% Met + Exceeded Across 4-Years

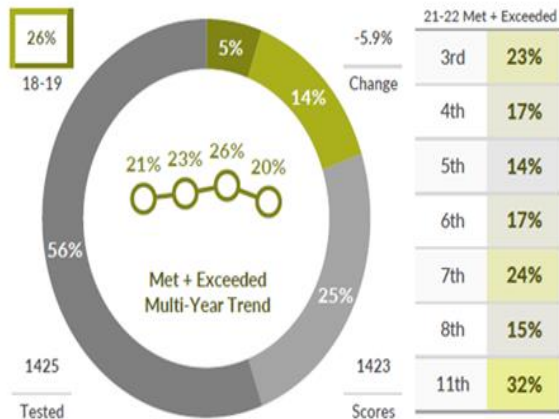


# Subgroups and Program Performance - ELA

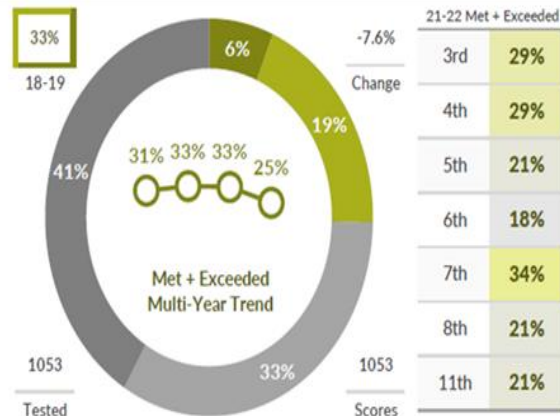
## ECONOMICALLY DISADVANTAGED (ECD)



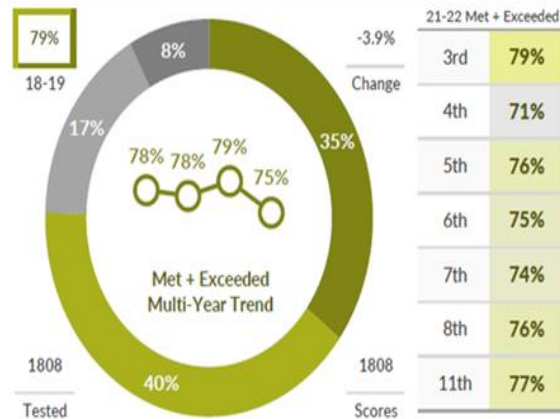
## STUDENTS WITH DISABILITIES (SWD)



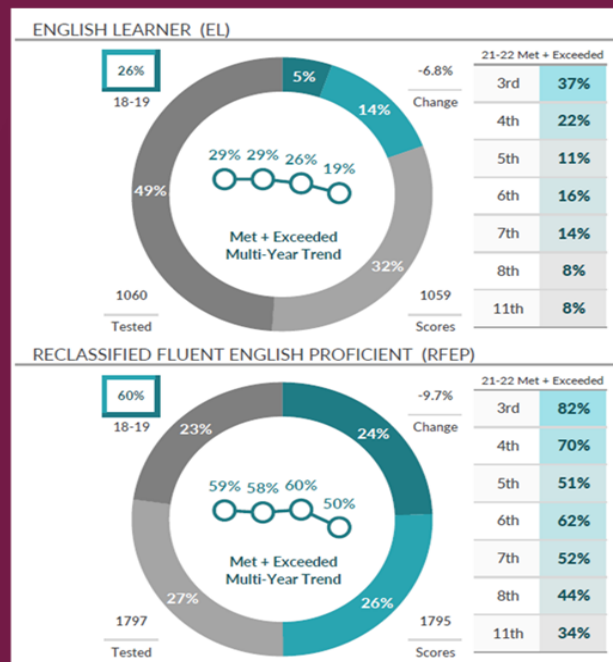
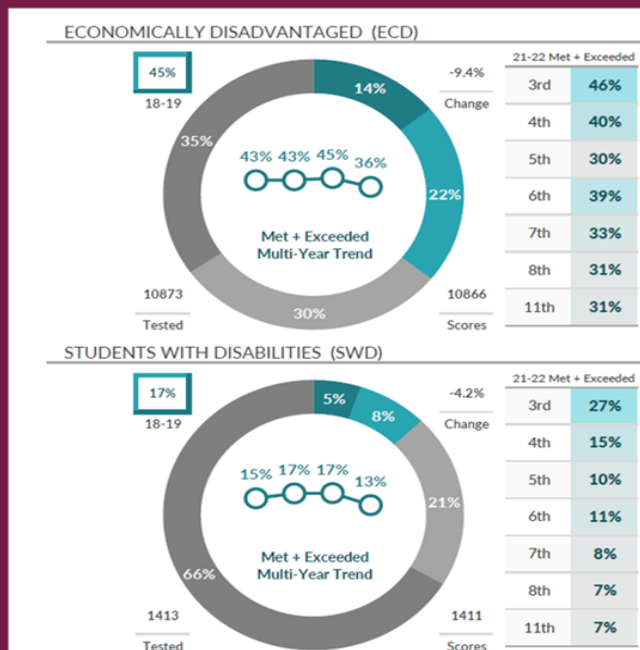
## ENGLISH LEARNER (EL)



## RECLASSIFIED FLUENT ENGLISH PROFICIENT (RFEP)



# Subgroups and Program Performance – Math

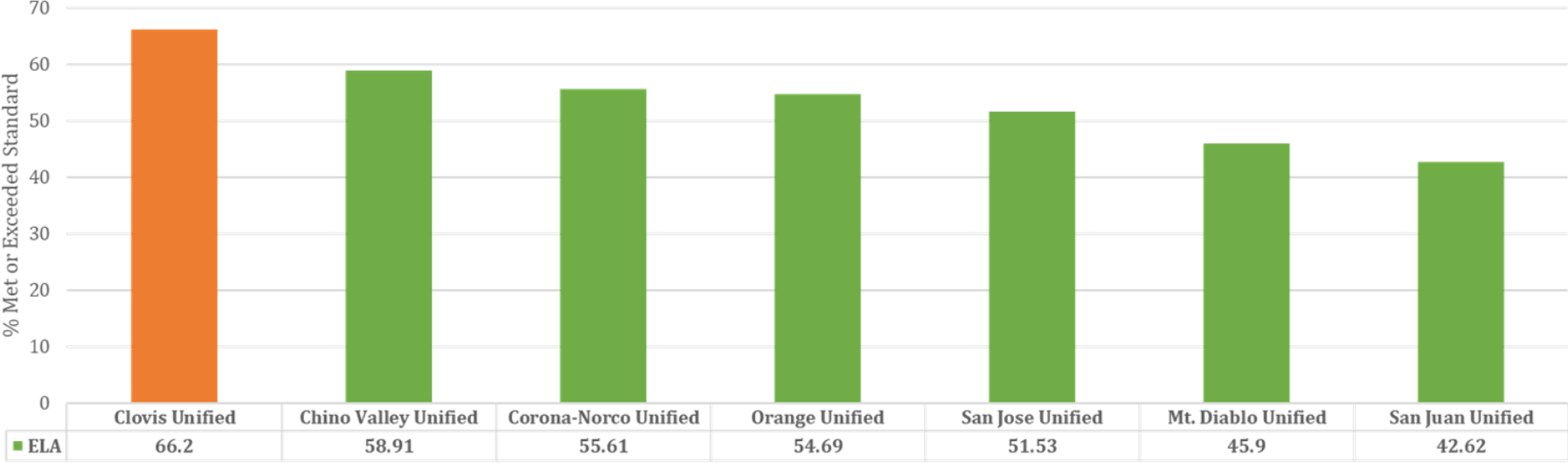


# Comparable Districts

District	District Enrollment	Unduplicated Pupil Count Percentage
Corona-Norco Unified	51,318	48.24%
San Juan Unified	50,762	53.81%
Clovis Unified	42,790	48.65%
Mt. Diablo Unified	29,908	47.79%
San Jose Unified	28,710	45.74%
Chino Valley Unified	27,333	49.08%
Orange Unified	26,943	50.39%

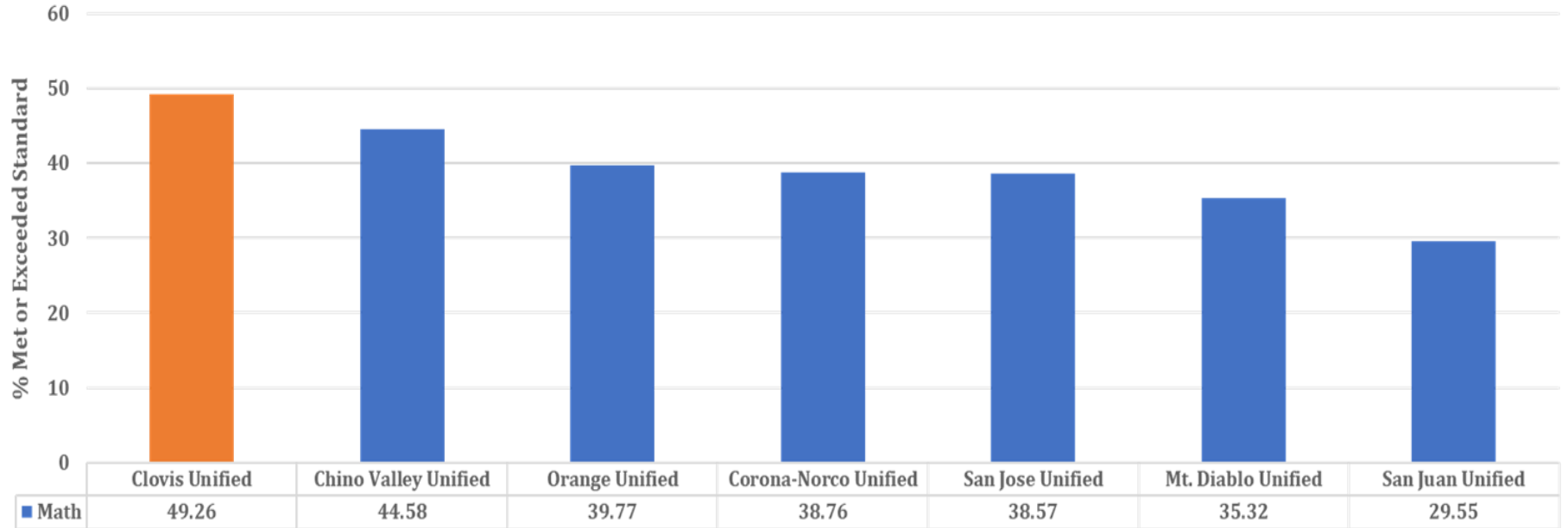
# Comparable Districts- ELA

Comparable Districts- ELA



# Comparable Districts- Math

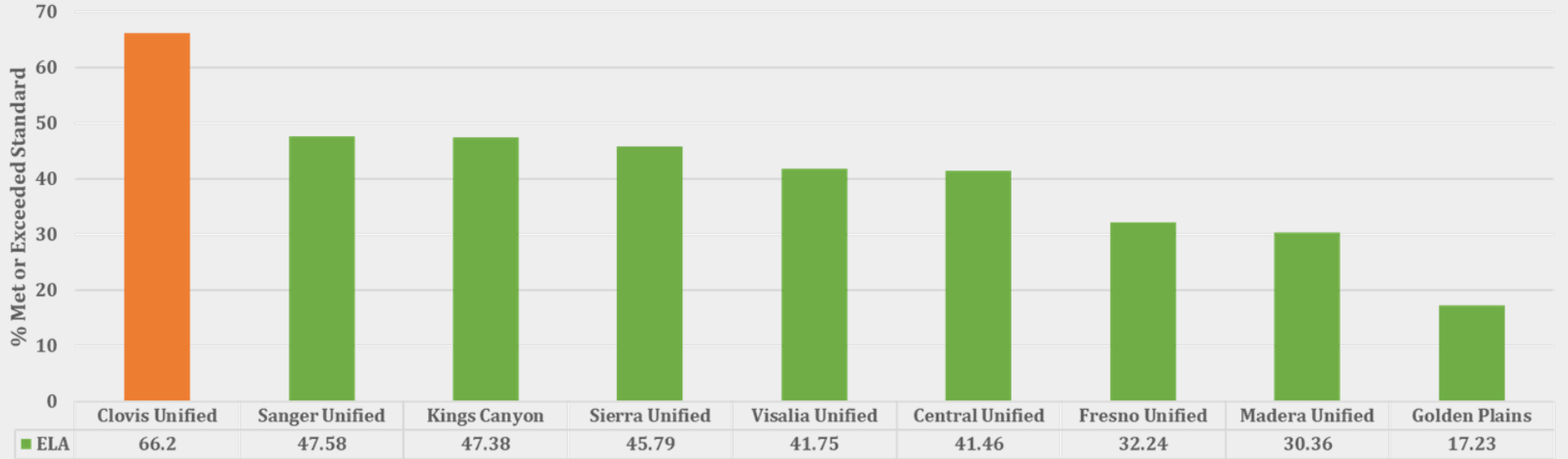
Comparable Districts- Math





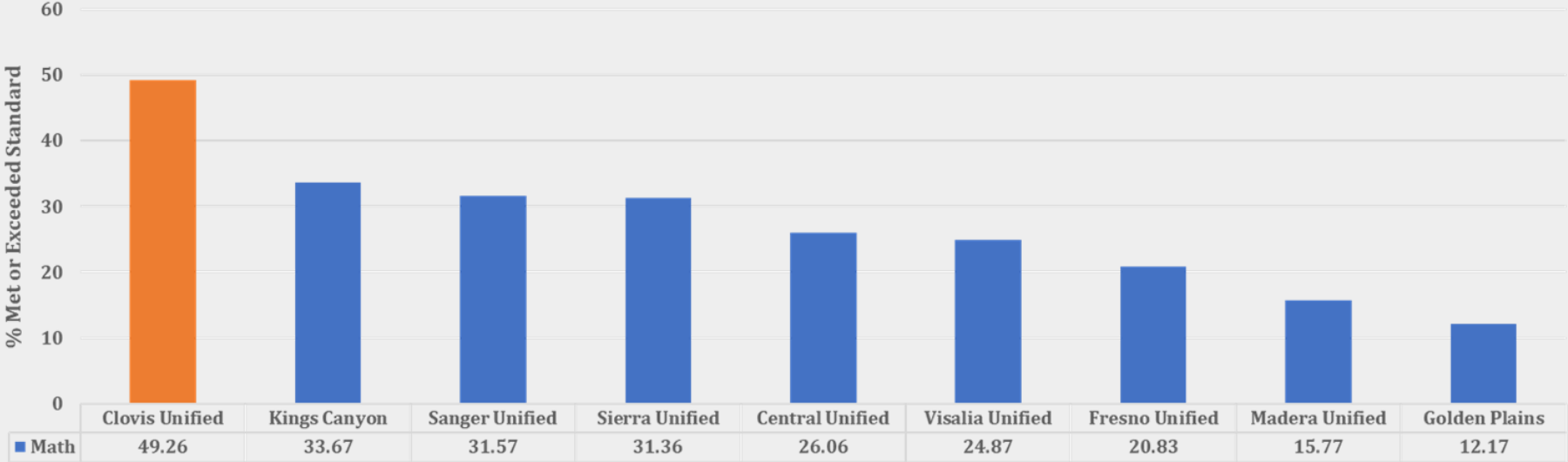
# Local Districts- ELA

Local District Data Comparison- ELA

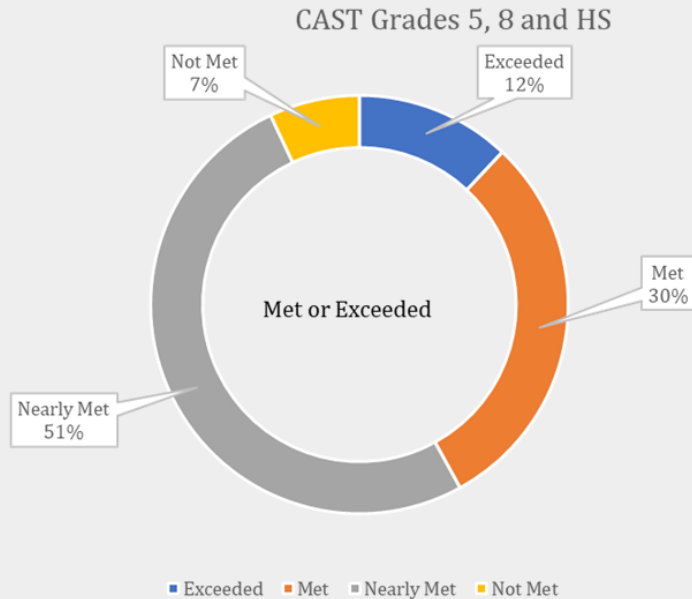


# Local District- Math

Local District Comparison- Math



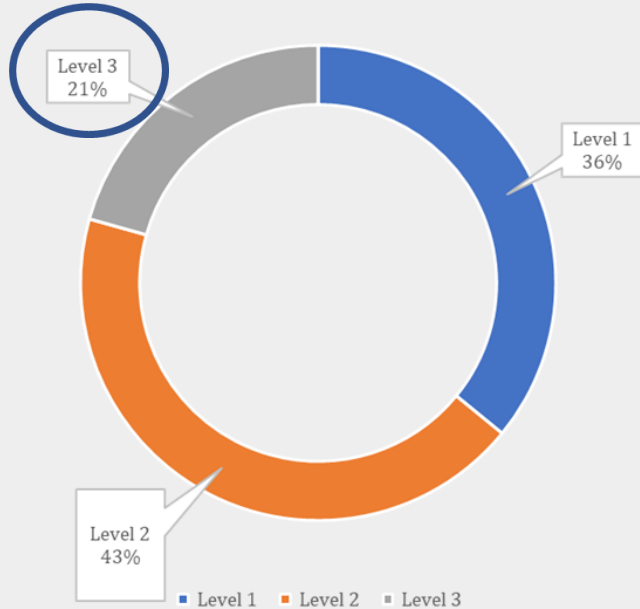
# California Science Test



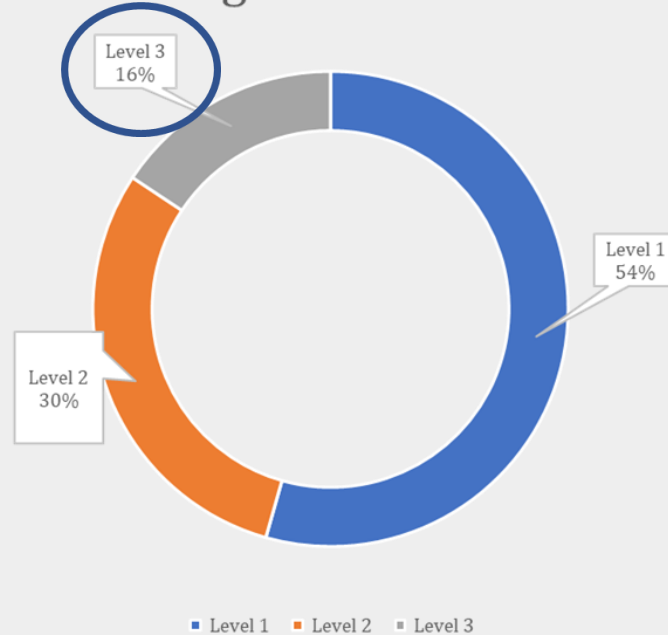
Grade Level	Percent Met or Exceeded
Grade 5	43%
Grade 8	44%
Grade 11	45%
Grade 12	35%
HS Total	40%

# California Alternate Assessment

## CAA all grade levels ELA



## CAA all grade levels Math



# ELPAC – English Language Proficiency Assessment California

The ELPAC assessment is given to our English Learner students.

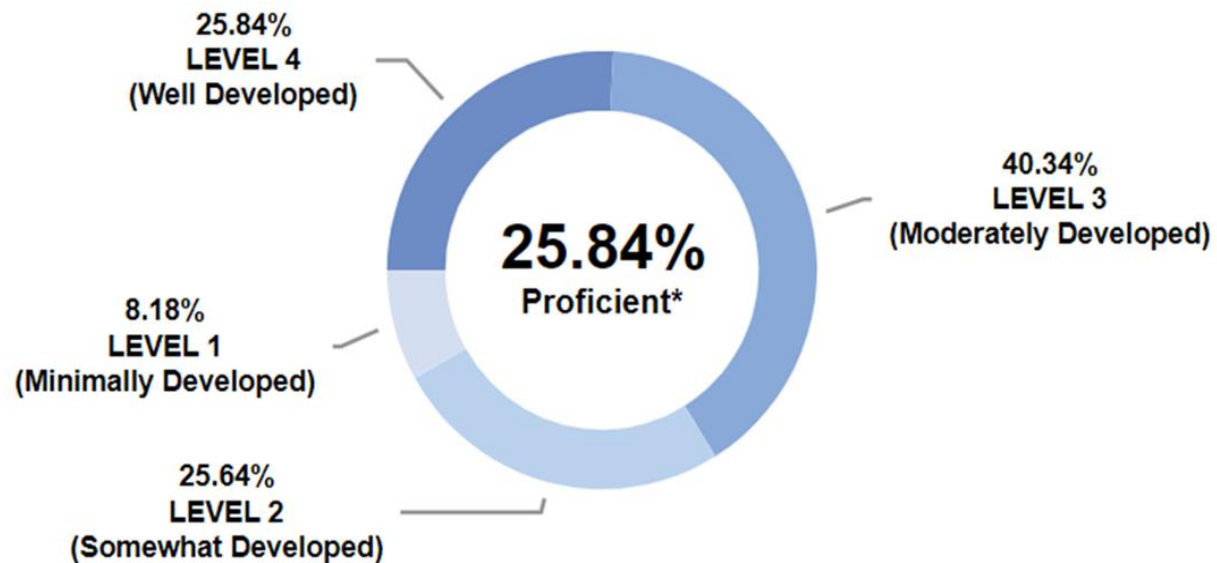
Assesses Reading, Writing, Listening and Speaking

An initial exam is given to students that enroll in a state of California school whose primary language is other than English as indicated on the home language survey.

Students are then assessed annually until scoring at the Level 4, Well Developed range along with showing sufficient progress in their academic classes.

## English Language Proficiency for Summative ELPAC

Percent of students within each performance level



Physical  
Fitness Test  
-  
% Meeting  
Healthy  
Fitness  
Zone

EVENT	% in HFZ
Distance Run	72.0
Curl-ups	89.3
Sit & Reach	87.8
Modified Pullups	83.2
Trunk Lift	95.8
Met in All Areas	63.2

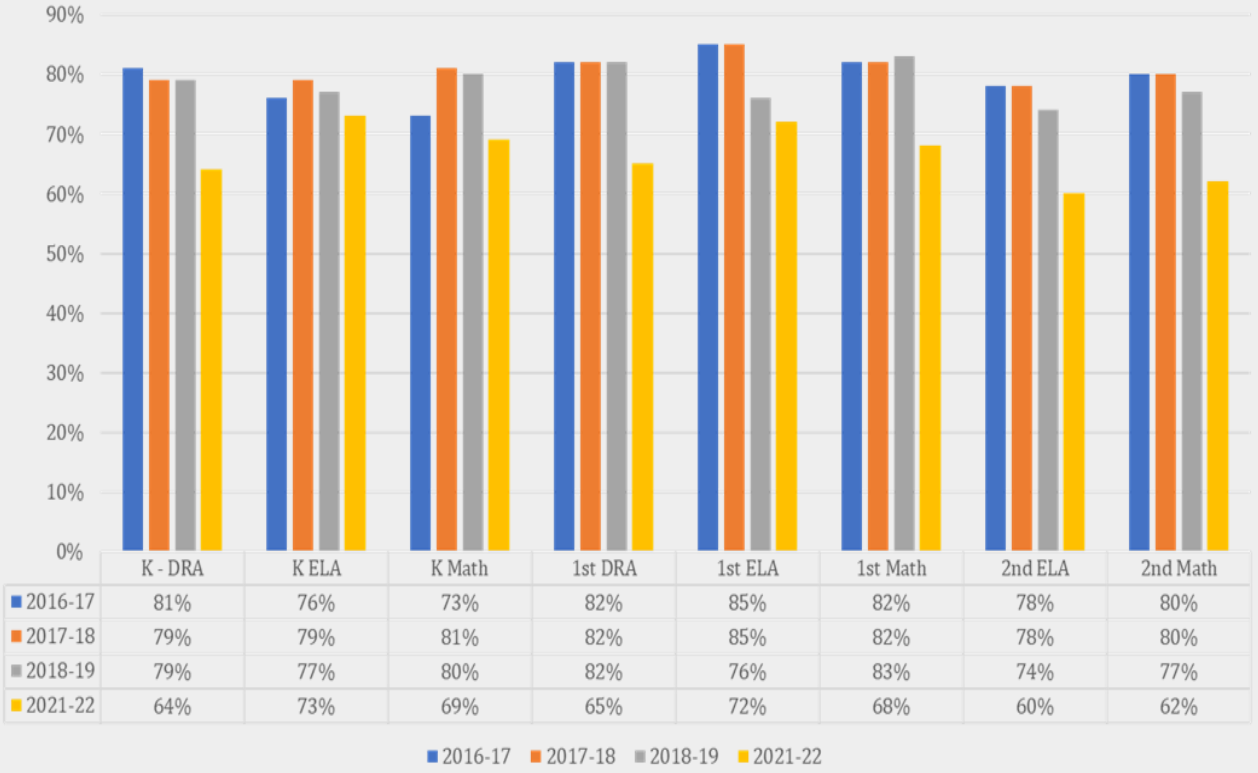
# End of Year Assessments TK, K, 1<sup>st</sup> & 2<sup>nd</sup>

	ELA % Meeting Standard	Math % Meeting Standard
Transitional Kindergarten	53%	<b>Test Name</b>
Kindergarten	73%	69%
First Grade	72%	68%
Second Grade	60%	62%
<b>Developmental Reading Assessment (DRA)</b>		
	<b>% meeting standard</b>	
Transitional Kindergarten	79%	
Kindergarten	64%	
First Grade	65%	



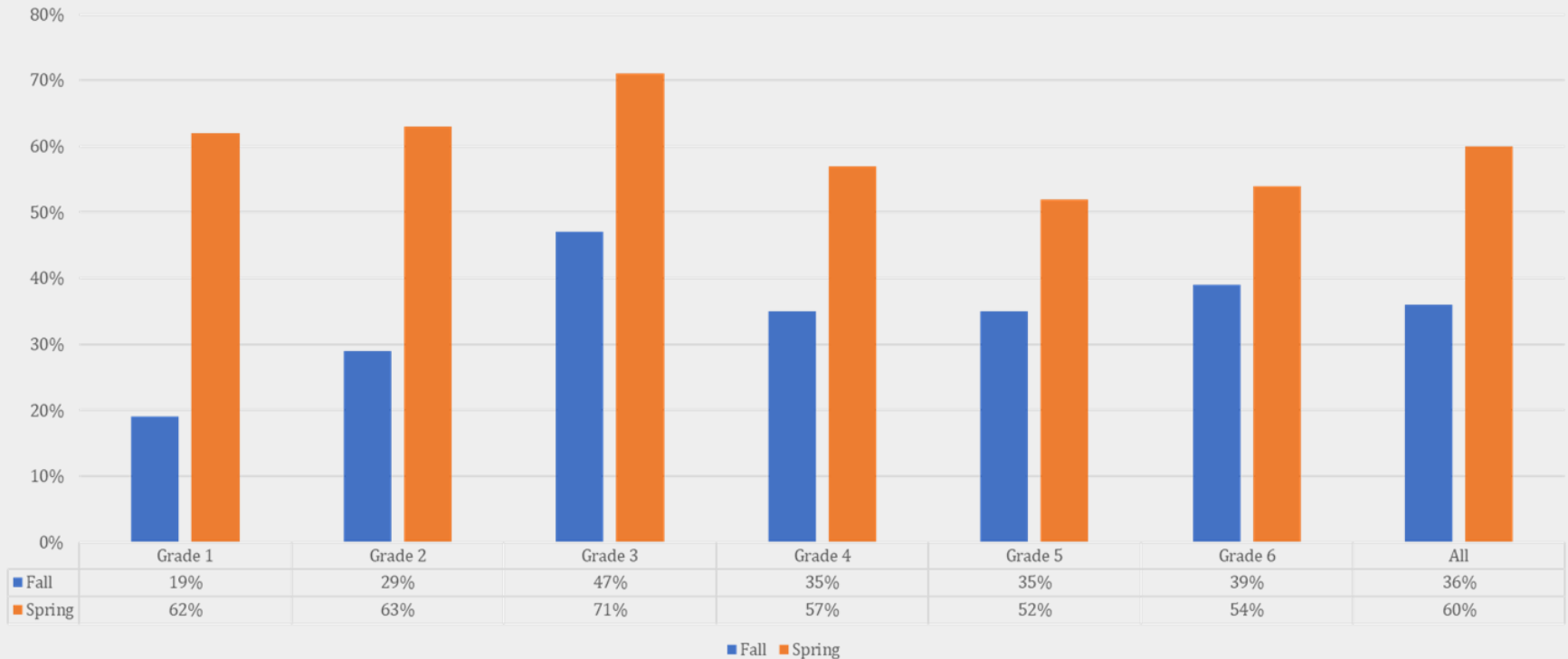
# Historical Performance Kinder, First, and Second Grade Local Assessments

K, 1st, 2nd End of Year Local Assessment Summary



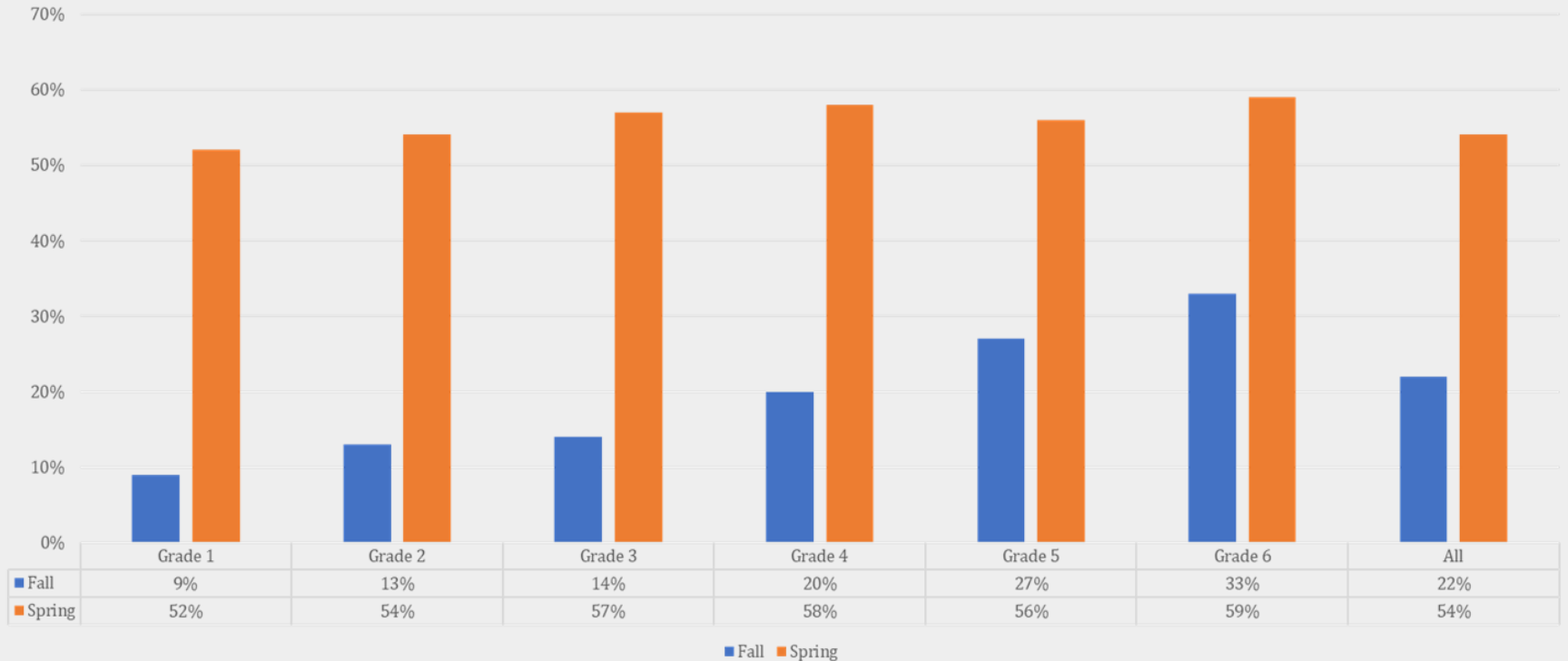
# iReady Overall Results in ELA

% on Grade Level iReady ELA Fall and Spring



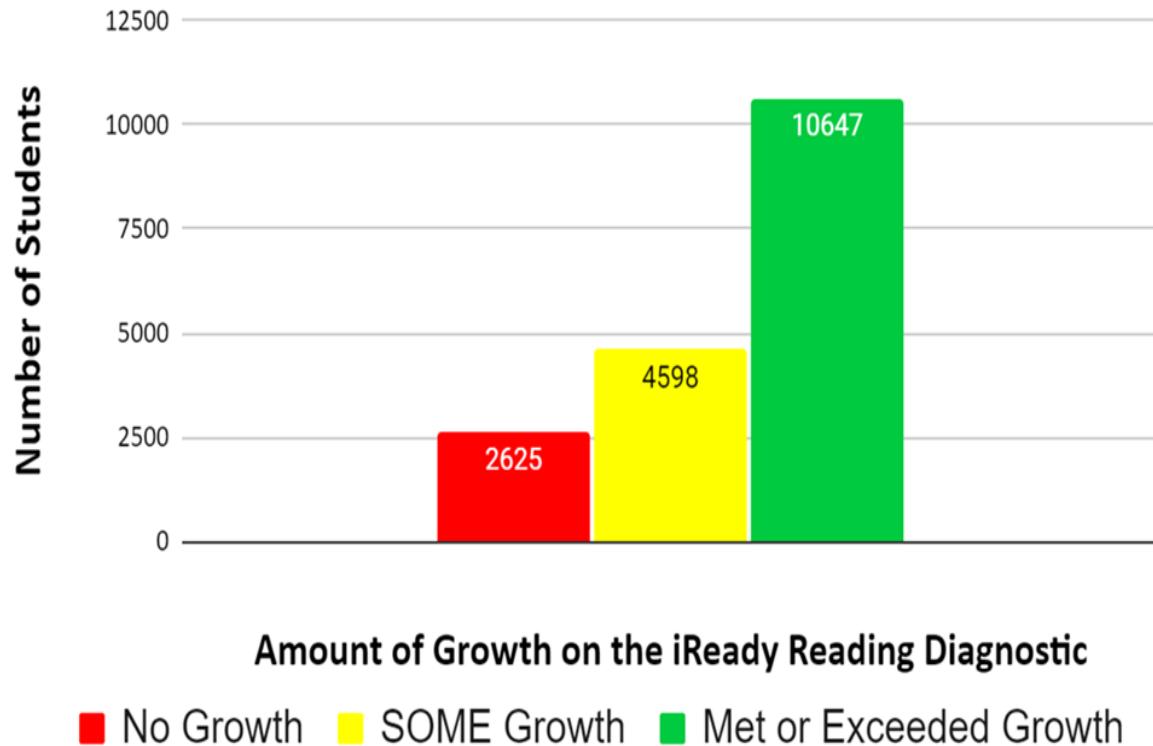
# iReady Overall Results in Math

% on Grade Level iReady Math Fall and Spring



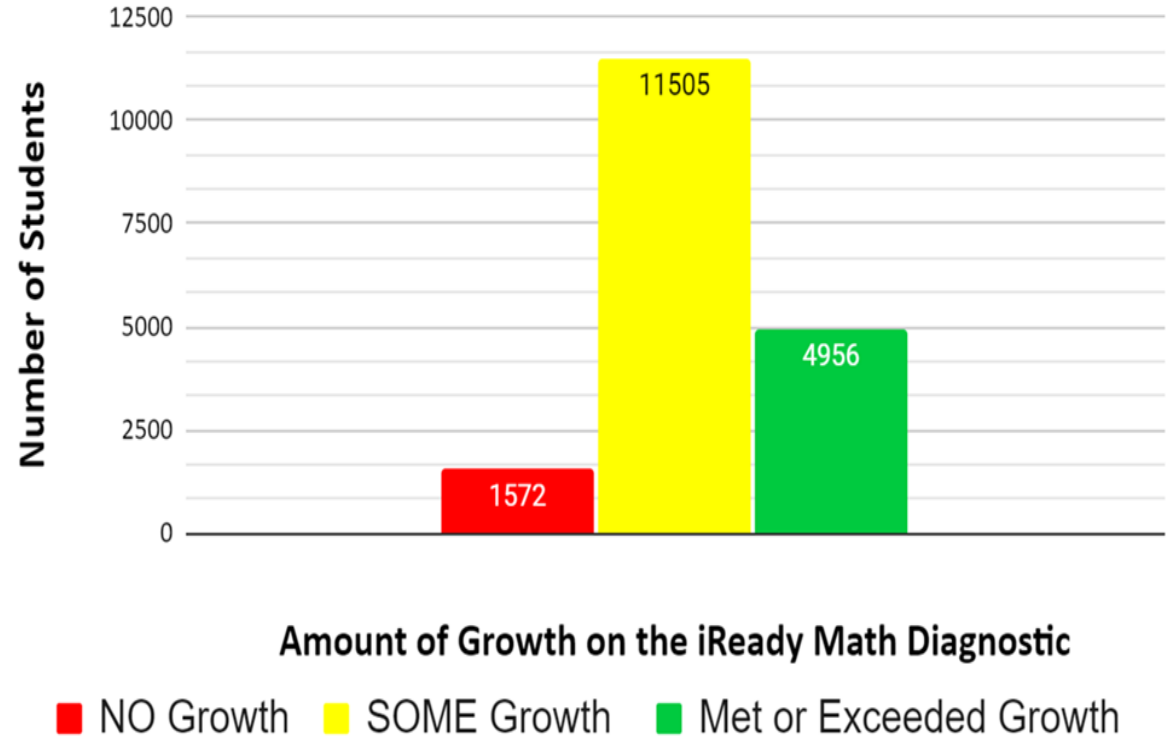
# iReady – Growth Goals

## Reading Typical Growth (District Data)



# iReady – Growth Goals

## Math Typical Growth (District Data)



# College & Career



# Advanced Placement Courses and Scores

## 31 Different Subject Tests Taken

Highest number of tests(each with over 300 exams taken)

English Composition

Environmental Science

World History

Calculus AB

Biology

Psychology

US History

## Highest Pass Rate

Studio Art (100%, 16 tested)

English Literature (93.5%, 246 tested)

Music Theory (88.9%, 9 tested)

Spanish (88.4%, 86 tested)

Calc AB (84.3%, 153 tested)

Microeconomics, World History and Art History (80%  
162, 369, 26 tested respectively)

# District-wide AP Results 2022 Pass Rate All Tests

	1	2	3	4	5	Total	Total Passing
<b>BHS</b>							
Total Tests	53	151	230	222	143	799	595
Percent	7%	19%	29%	28%	18%		74%
<b>CEHS</b>							
Count	122	215	251	132	44	764	427
Percent	16%	28%	33%	17%	6%		56%
<b>CHS</b>							
Count	69	195	223	193	128	808	544
Percent	9%	24%	28%	24%	16%		67%
<b>CNHS</b>							
Count	73	233	379	434	375	1494	1188
Percent	5%	16%	25%	29%	25%		80%
<b>CWHS</b>							
Count	103	173	208	179	108	771	495
Percent	13%	22%	27%	23%	14%		64%
<b>Online</b>							
Count		5	6	1		12	7
Percent	0%	42%	50%	8%	0%		58%
<b>Total Count</b>	<b>420</b>	<b>972</b>	<b>1297</b>	<b>1161</b>	<b>798</b>	<b>4648</b>	<b>3256</b>
<b>Total Percent</b>	<b>9%</b>	<b>21%</b>	<b>28%</b>	<b>25%</b>	<b>17%</b>		<b>70%</b>



# Local Control Accountability Plan (LCAP)

Dr. Pa Vue

# What is LCFF

1. Local Control Funding Formula
2. Sources of our LCFF are:
  - Base Grant (Average Daily Attendance) \$403,435,672
  - Supplemental Grant (20% of the Base Grant)  
\$39,808,150
  - Concentration Grant (60% of the Base Grant) only allocated if 55% or more of the students are Foster Youth, English Learners and Low-Income \$0
3. Clovis Unified is the only school in Fresno County that does not receive Concentration Grant funding

# What is LCAP

1. Local Control Accountability Plan
2. A three-year plan describing how district funds will be used from California's Local Control Funding Formula (LCFF)
3. The LCAP is revised and adopted annually
4. The LCAP pairs feedback from educational partners (students, parents, employees, and community members) and proven learning strategies to create an action plan of services
5. The LCAP primarily supports Foster Youth, English Learners and Low-Income students

# LCAP Goals & Actions

## 1. Goal 1: Maximize Achievement for ALL Students

- 31 Actions
- Examples
  - Primary Class Size Reduction
  - Push-in K-6 Teachers
  - Clovis Support and Intervention (CSI)
  - Counselors to Reduce Caseloads
  - Career Technical Education Courses

## 2. Goal 2: Operate with Increasing Efficiency

- 14 Actions
  - Student Health Center
  - VAPA Equipment
  - Transitions Teams

## 3. Goal 3: Hire, Develop, Sustain and Value a High-Quality Workforce

- 2 Actions
  - Content Standards and AVID Professional Development

# Upcoming Event

District LCAP Parent Advisory  
Committee Meeting

Jan. 30th at 5:00-7:30 at Clovis  
Veterans Memorial Building

# District Information

# CUSD Categorical Fund

## 1. Funding Sources

- Federal Funds (Title I, Title II, Title III, & Title VI and ESSER III)

## 1. School Accountability Report Card

(SARC) <https://www.cusd.com/SARC.aspx>

# Review of Board Policies

<https://boardpolicies.cusd.com/ClovisUnifiedBoardPolicies.aspx>

1. Local Educational Agency Planning Policy (LEAP)-6171.10
2. Parent Involvement Regarding Categorical Programs-6171 & 6020
3. Uniform Complaint Procedure (UCP)-1312.3 & 1312.4



# PAC District Needs Assessment

# Link for Need Assessment Survey



# TUTOR.COM PRESENTATION

Thank you!