

COVID-19 Vaccination Opinion Survey

Purpose: To Inform Our Responses on the Subject

Response Window: November 30 – December 6, 2021

Students

- Roughly 34% of Students Represented with a Response (15,052 of 44,020 students)
- Single Response Recorded for Each Unique Student ID
- First and Second Contact Invited to Submit an Answer
- Used Last Answer Recorded Prior to 5 p.m. Dec. 6

Staff

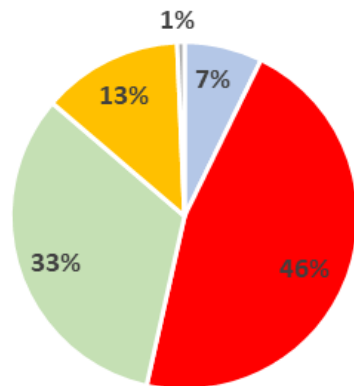
- Roughly 33% of Staff Responded (2,509 of 7,601 staff)
- Single Response Recorded Per Employee ID
- Used Last Answer Recorded Prior to 5 p.m. Dec. 6

Opinion Survey Results

Parent/Guardian Responses

Vaccination Status - Overall

% of Responses (per Unique Student) by Category (Single-Select)

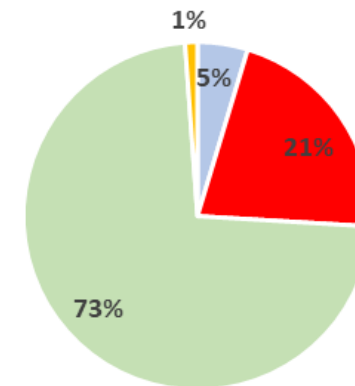


■ Still Deciding ■ Do Not Intend ■ One Dose + ■ Need More Info ■ No Response

Staff Responses

Staff Vaccination Status - Overall

% of Responses by Category (Single-Select)



■ Still Deciding ■ Do Not Intend ■ One Dose + ■ No Response

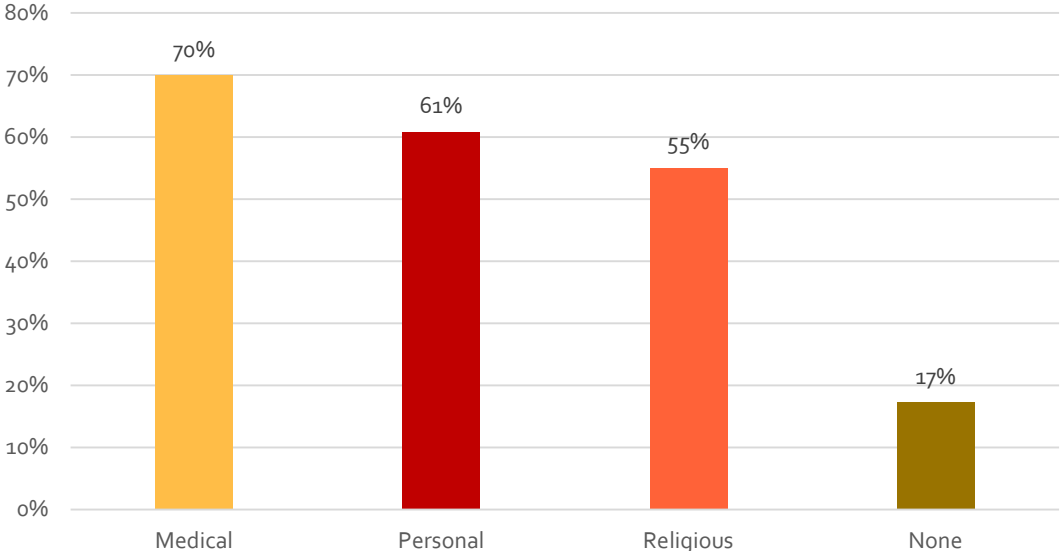
Opinion Survey Results

Exemptions indicated by respondents as at least one of their exemption preferences. Could have been only exemption preference or one of several.

Parent/Guardian Responses

Vaccination Exemption Opinions - Overall

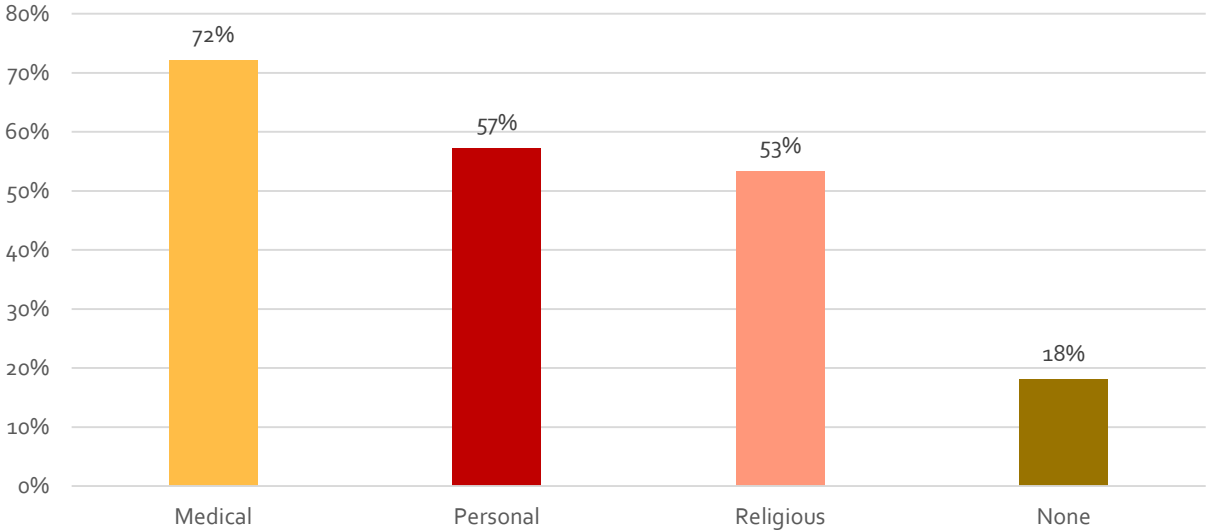
% of Responses (per Unique Student) Who Selected Medical, Personal and/or Religious (Multi-Select) or None (Single-Select)



Staff Responses

Staff Vaccination Exemption Opinions - Overall

% of Responses Who Selected Medical, Personal and/or Religious (Multi-Select) or None (Single-Select)



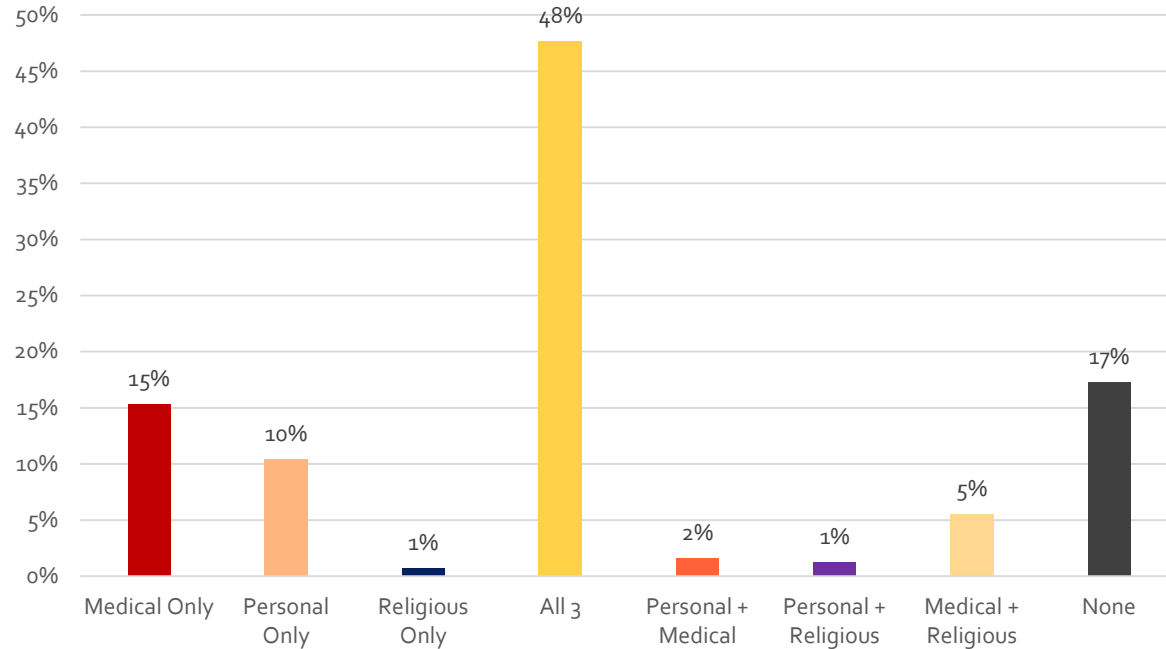
Opinion Survey Results

Exact exemption preference combinations indicated by respondents.

Parent/Guardian Responses

Vaccination Exemption Opinions - Overall

% of Responses (per Unique Student) by Category/Category Combination



Staff Responses

Staff Vaccination Exemption Opinions - Overall

% of Responses by Category/Category Combination

