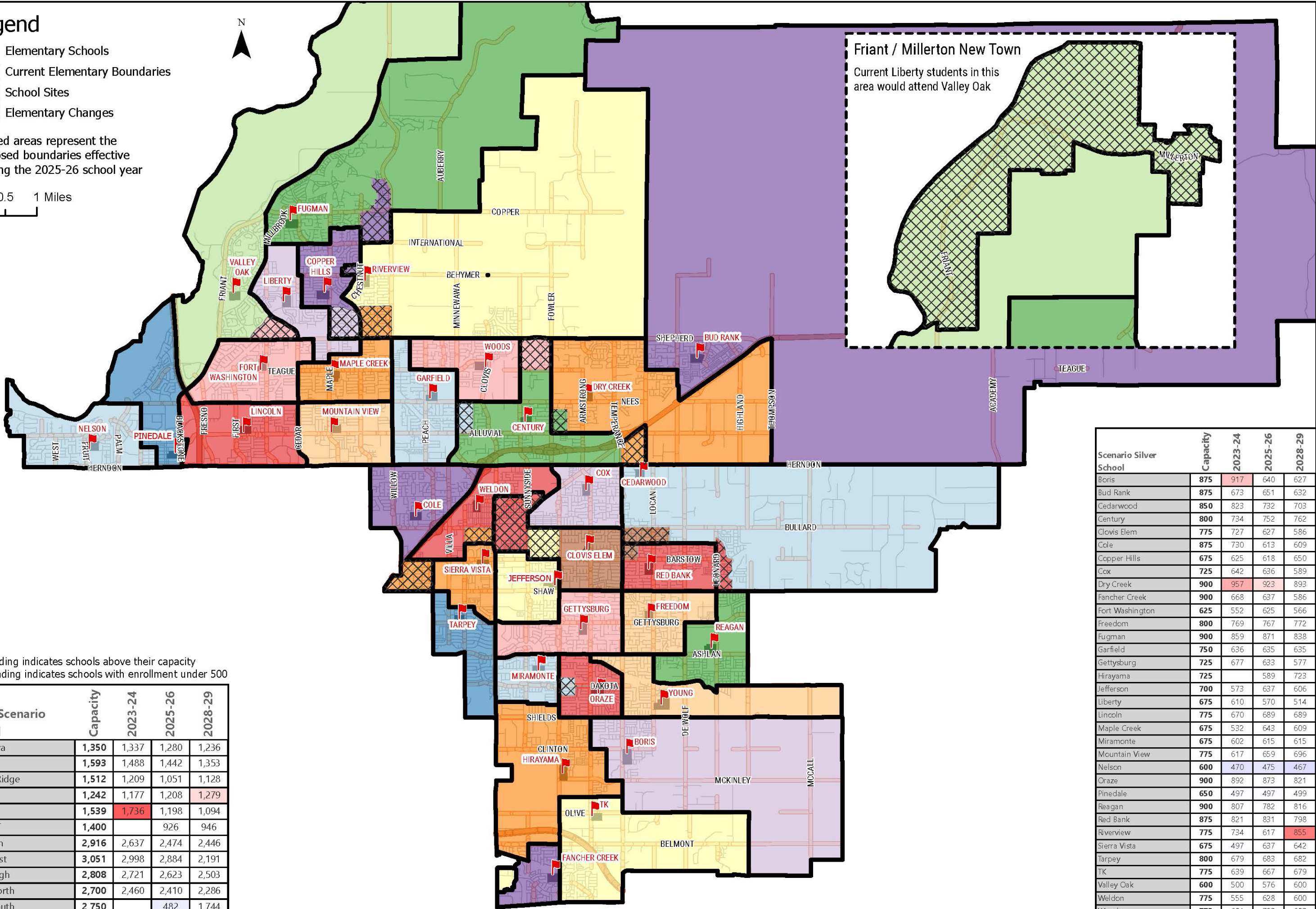


Legend

- Elementary Schools
- Current Elementary Boundaries
- School Sites
- Elementary Changes

Shaded areas represent the proposed boundaries effective starting the 2025-26 school year

0 0.5 1 Miles



Red shading indicates schools above their capacity
Blue shading indicates schools with enrollment under 500

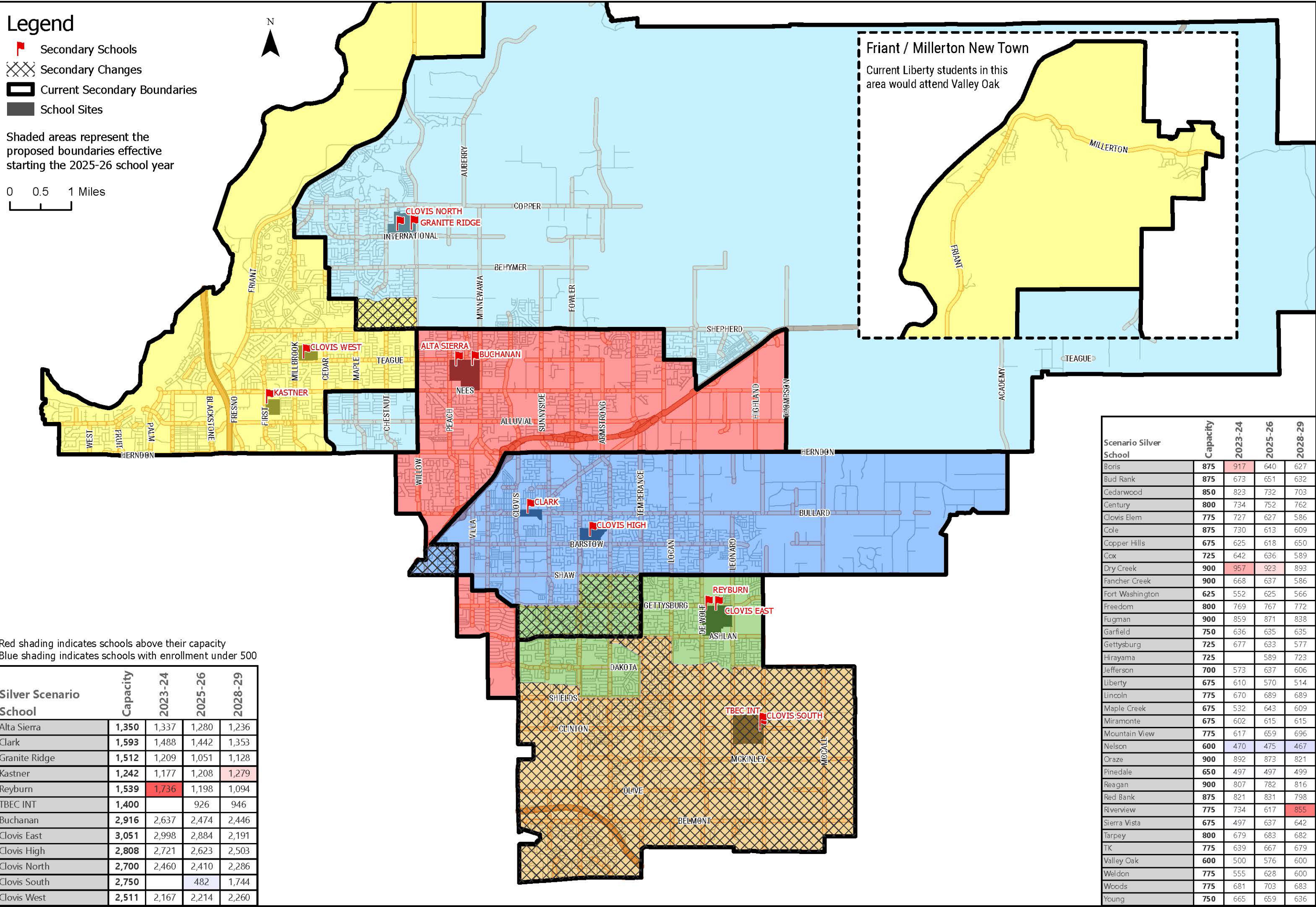
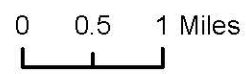
Silver Scenario School	Capacity	2023-24	2025-26	2028-29
Alta Sierra	1,350	1,337	1,280	1,236
Clark	1,593	1,488	1,442	1,353
Granite Ridge	1,512	1,209	1,051	1,128
Kastner	1,242	1,177	1,208	1,279
Reyburn	1,539	1,736	1,198	1,094
TBEC INT	1,400		926	946
Buchanan	2,916	2,637	2,474	2,446
Clovis East	3,051	2,998	2,884	2,191
Clovis High	2,808	2,721	2,623	2,503
Clovis North	2,700	2,460	2,410	2,286
Clovis South	2,750		482	1,744
Clovis West	2,511	2,167	2,214	2,260

Scenario Silver School	Capacity	2023-24	2025-26	2028-29
Boris	875	917	640	627
Bud Rank	875	673	651	632
Cedarwood	850	823	732	703
Century	800	734	752	762
Clovis Elem	775	727	627	586
Cole	875	730	613	609
Copper Hills	675	625	618	650
Cox	725	642	636	589
Dry Creek	900	957	923	893
Fancher Creek	900	668	637	586
Fort Washington	625	552	625	566
Freedom	800	769	767	772
Fugman	900	859	871	838
Garfield	750	636	635	635
Gettysburg	725	677	633	577
Hirayama	725		589	723
Jefferson	700	573	637	606
Liberty	675	610	570	514
Lincoln	775	670	689	689
Maple Creek	675	532	643	609
Miramonte	675	602	615	615
Mountain View	775	617	659	696
Nelson	600	470	475	467
Oraze	900	892	873	821
Pinedale	650	497	497	499
Reagan	900	807	782	816
Red Bank	875	821	831	798
Riverview	775	734	617	855
Sierra Vista	675	497	637	642
Tarpey	800	679	683	682
TK	775	639	667	679
Valley Oak	600	500	576	600
Weldon	775	555	628	600
Woods	775	681	703	683
Young	750	665	659	636

Legend

- Secondary Schools
- Secondary Changes
- Current Secondary Boundaries
- School Sites

Shaded areas represent the proposed boundaries effective starting the 2025-26 school year



Red shading indicates schools above their capacity
Blue shading indicates schools with enrollment under 500

Silver Scenario School	Capacity	2023-24	2025-26	2028-29
Alta Sierra	1,350	1,337	1,280	1,236
Clark	1,593	1,488	1,442	1,353
Granite Ridge	1,512	1,209	1,051	1,128
Kastner	1,242	1,177	1,208	1,279
Reyburn	1,539	1,736	1,198	1,094
TBEC INT	1,400		926	946
Buchanan	2,916	2,637	2,474	2,446
Clovis East	3,051	2,998	2,884	2,191
Clovis High	2,808	2,721	2,623	2,503
Clovis North	2,700	2,460	2,410	2,286
Clovis South	2,750		482	1,744
Clovis West	2,511	2,167	2,214	2,260

Scenario Silver School	Capacity	2023-24	2025-26	2028-29
Boris	875	917	640	627
Bud Rank	875	673	651	632
Cedarwood	850	823	732	703
Century	800	734	752	762
Clovis Elem	775	727	627	586
Cole	875	730	613	609
Copper Hills	675	625	618	650
Cox	725	642	636	589
Dry Creek	900	957	923	893
Fancher Creek	900	668	637	586
Fort Washington	625	552	625	566
Freedom	800	769	767	772
Fugman	900	859	871	838
Garfield	750	636	635	635
Gettysburg	725	677	633	577
Hirayama	725		589	723
Jefferson	700	573	637	606
Liberty	675	610	570	514
Lincoln	775	670	689	689
Maple Creek	675	532	643	609
Miramonte	675	602	615	615
Mountain View	775	617	659	696
Nelson	600	470	475	467
Oraze	900	892	873	821
Pinedale	650	497	497	499
Reagan	900	807	782	816
Red Bank	875	821	831	798
Riverview	775	734	617	855
Sierra Vista	675	497	637	642
Tarpey	800	679	683	682
TK	775	639	667	679
Valley Oak	600	500	576	600
Weldon	775	555	628	600
Woods	775	681	703	683
Young	750	665	659	636