



**CLOVIS**  
**UNIFIED**  
SCHOOL DISTRICT

# **C.U.S.D. Elementary Education Specifications**

**Dr. Corrine Folmer**

*District Superintendent*

**Denver Stairs**

*Assistant Superintendent*

*Facility Services*

**Nick Mele**

*Administrator*

*Facility Services*



**Facility Services**

**June 2023**

# Table of Contents

Introduction.....	3
Vision for the Ed Program.....	4
Guiding Principles for Design.....	5
Guiding Principles for Learning.....	6
Document Overview .....	7
Student Loading.....	9
Master Site Planning.....	13
Administration/Library Building .....	17
Clerical Support .....	20
Principal’s Office.....	24
Guidance Instructional Specialist Office.....	27
Conference Room.....	30
Nurse’s Office .....	33
Teacher Workroom .....	37
Library Media Center.....	40
Multi-purpose Room/ Cafeteria Building .....	44
MPR Stage.....	49
Warming Kitchen .....	52
Staff Dining Room.....	56
Custodial Workroom/Service Area.....	59
Kindergarten Classroom Building .....	62
Kindergarten Workroom .....	68
Kindergarten Play Area.....	71
Primary Grades & Special Education Classroom Building .....	73
Upper Grades Building.....	79
Upper Grade & Primary Classroom Building .....	85
Portable Building .....	89
Snack Bar & Athletic Equipment Storage .....	92

## INTRODUCTION

These Educational Specifications are intended to provide direction for the initial planning of new elementary school facilities or modernization of existing elementary school facilities within the Clovis Unified School District. They are provided with the following intentions:

- To create the best possible learning environment for teacher and student.
- To facilitate an efficient and effective workplace.
- To enhance the use of school facilities for co-curricular, athletics, performing arts and community activities.
- To select materials, finishes and equipment in the design of the facilities that will minimize the need for ongoing maintenance.
- To maximize energy conservation by the use of maximum “R” value insulation, location and treatment of windows, high efficiency HVAC equipment and lighting systems, and incorporate day lighting when possible.
- To design and construct the school within the School Facilities Program (SFP) grant and CUSD matching funds.
- To support the utilization of technology by students, staff and the community.

## VISION FOR THE ED PROGRAM

The goal of the Educational Specification Committee is to create educational specifications that provide direction for the initial planning of elementary school facilities within the Clovis Unified School District. The specifications were developed based on the following intentions:

- To create the best possible learning environment for teacher and student.
- To facilitate an efficient and effective workplace.
- To enhance the use of school facilities for co-curricular, athletics, performing arts and community activities.
- To select materials, finishes and equipment in the design of the facilities that will minimize the need for ongoing maintenance.
- To maximize energy conservation by the use of maximum “R” value insulation, location and treatment of windows, high efficiency HVAC equipment and lighting systems, and incorporate day lighting when possible.
- To design and construct the school within the School Facilities Program (SFP) grant and CUSD matching funds.
- To support the utilization of technology by students, staff and the community.

The Educational Specifications Committee includes representation from a wide array of groups to maximize achievement for all students, to operate with increasing efficiency and effectiveness and to develop, sustain and value a quality workplace. The Educational Specifications Committee included representatives from the following groups

- Facility Services
- Construction and Engineering
- Plant Operations
- Custodial
- Energy Education
- Teachers
- Principals
- Nursing
- Guidance Instructional Specialists
- Office Managers
- Architectural and Engineering Firms
- Plant Managers

## GUIDING PRINCIPLES FOR DESIGN

### **Vision for Clovis School Facilities**

These Educational Specifications are intended to provide direction for the initial planning of new elementary school facilities or modernization of existing elementary school facilities within the Clovis Unified School District. They are provided with the following intentions:

- To reflect a comprehensive planning process that includes all district and community stakeholders, including community agencies.
- To facilitate an efficient and effective workplace.
- To enhance the achievement of ALL students.
- To prepare students for the workforce, post-secondary education, and lifelong learning.
- To provide safe and sustainable learning centers for our community with a focus on supervision.
- To provide safe routes that enhance health benefits and reduce pollution and traffic around schools.
- To support student health, nutrition, and physical fitness.
- To provide facilities that are accessible to all, adaptable to future demographic, educational and community needs.
- To enhance the use of school facilities for co-curricular, athletics, performing arts and community activities.
- To create comfortable, attractive and stimulating environments that support collaboration, intervention and diverse learning styles.
- To respond to current and future information, communication and technology needs.
- To use materials, finishes and equipment in the design of the facilities that will minimize the need for ongoing maintenance.
- To incorporate superior acoustics, indoor air quality, natural lighting, and to maximize energy conservation when possible.
- To incorporate “green”, “high performance”, and “zero net energy” when possible.
- To design and construct the school within the School Facilities Program (SFP) grant and CUSD matching funds.

## GUILDING PRICIPLES FOR IMPROVING LEARING

### **Improving Learning Environments**

Clean air, good light, and a small, quiet, comfortable flexible and safe learning environment are important factors for students to maximize learning. A growing research base connects these components to increased student achievement.

### **Sustainable School Improve Learning and the Environment**

Sustainability reflects the understanding that the needs of the present must be met without compromising the ability of meeting future needs. A sustainable school creates a healthy environment that is conducive to learning and saves energy, resources and money. These factors provide added benefits from improved student health, better attendance and greater academic achievement.

### **Schools as Centers of Community Improve Learning**

Schools are the center of communities. Research shows this concept boosts student achievement, improves attendance, increases graduation rates, reduces drop-out rates, reduces discipline issues, and increases access to physical and mental health services.

### **Safe Schools Foster Improved Student Learning**

Current research shows that the definition of “safe” involves three areas that school facilities planning groups should consider. Potential physical hazards, environmental conditions of the site and building, and crime/violence prevention.

### **Technology Integration**

Studies have shown that the use of technology can result in improved learning and achievement when integrated appropriately in student-centered learning environments. The idea that technology is always advancing is critical when developing infrastructure improvements to allow for future upgrades. Considerations should be made for:

- Wireless networks with Internet access anywhere, anytime
  - potential to transform non-classroom spaces to extend learning areas
- One-to-one computing with small hand-held devices and tablets
- Electronic assessment
- Audio enhanced learning systems
- Interactive displays, projection systems

### **Flexible Learning Environments**

As districts move forward in building and modernizing it is essential to provide flexible learning environments that support diverse teaching and learning needs. To optimize twenty-first century teaching methods such as project based learning and personalized instruction, space should be adaptable to allow multiple learning activities to occur simultaneously. A flexible classroom is fundamental to an instructor’s ability to adapt to various needs. The design must allow for a variety of learning environments and grouping formats that consider all learning style profiles.

School Facilities Best Practices and Resources Web Pages:

<http://www.cde.ca.gov/ls/fa/bp/>

<http://www.cde.ca.gov/ls/fa/re/>

## DOCUMENT OVERVIEW

Every school goes through changes in the course of its life which can span up to 75 years. At some point a school will need to address academic, spatial and technological changes when they occur. The manner in which an educational facility is designed must take into consideration how these changes will be addressed. This section includes detailed information about each major space, functional areas, and adjacencies within a new elementary school. This program will also be the standard that existing elementary schools will use when updating and remodeling.

The Educational Program outlines the spaces that should be incorporated in order to meet min. build-out enrollment of 796 students for an elementary school for the Clovis Unified School District. The recommendations for the spatial requirements and student loading component are derived from District representative facilities and the elementary planning and design experience.

The Educational Program contains recommendations for the net square feet per space and total net square feet per component, number of primary occupants, number of spaces, and enrollment capacity provided by the District. The requirements assume 100% utilization of every space since each teaching station was not given a utilization ratio. The enrollment capacity is calculated by the number of students accommodated by a teaching station(s) at any time during the school day by multiplying the number of occupants by the number of spaces.

The Educational Program Data Sheets start with an overall campus site adjacency diagram showing the relationships of all elementary school components and subcomponents. It then breaks down the facilities for each component and its corresponding spaces including:

- Component adjacency diagram that illustrates the relationship of spaces within the building.
- Summary of the component function/purpose and spatial relationships requirements.
- The total net recommended area of the space which corresponds to the educational program. The total number of occupants that will typically use the space.
- A brief description of the activities and uses of the space.
- The identification of support spaces needed to support the activity or use of the space, including any exterior areas.
- A description of the building system requirements needed for the space including mechanical, plumbing, electrical/ lighting, and technology/low voltage.

- Door and window recommendations for the space including glazing.
- A description of the amount of day lighting, window coverings, transparency and security of the doors and windows.
- A description of built-in equipment, casework, and millwork needed for the space described with approximate quantities of the type and number of furnishings that will be used in the space.
- A description of all 21st Century requirements or opportunities that each space may have.
- A description of any miscellaneous considerations of the space including ceiling height, acoustics, built-in instructional aides, materials and finishes, aesthetics and flexibility of the space.

To address the existing campuses within the district and the future work which will lead to modernizations or addition of new buildings the Spatial Requirements, Education Program and Educational Program Data Sheets, are designed in a way which the District can choose specific elements for an elementary school modernization or addition. Every component is given its own net subtotal, circulation and services percentage and a gross square footage total which allows the District to take individual components out of the Educational Program along with its Educational Program Data Sheets. This provides the District with a flexible tool that allows them to maintain standards and be able to adapt to academic, spatial and technology changes whether they are designing a new elementary school, an addition or a modernization to an existing campus.



# STUDENT LOADING

Space	No. of Stations	No. of Students	Total	Notes
K	2	27	108	(4 classes @ 27)
1st - 3rd	15	27	405	(2 rooms of which for SDC; capped at 12)
4th - 6th	11	34	374	
<b>Total</b>	<b>28</b>		<b>*887</b>	*Three classrooms will not have rosters (2 music and RSP)

Space/Functional Area	No. of Spaces	Net S.F.	Total Net S.F.	Notes
<b>Administration</b>				
Main Office Area	1	700	700	
Principal's Office	1	250	250	
GIS Office	1	200	200	
Office 1	1	150	150	
Office 2	1	150	150	
Office 3 (Conference)	1	250	250	
Restrooms	2	75	150	(1 men, 1 women)
Nurse's Office and Restroom	1	300	300	
Workroom	1	400	300	
Telecom and Electrical Room	2	100	200	
Custodian Closet	1	50	50	
Storage Room	1	150	150	
Subtotal			2,900	
Circulation	1	21%	600	
<b>Administration Subtotal</b>			<b>3,550</b>	
<b>Library Media Center</b>				
Library Open Area	1	1,650	1,650	
Reading Room	1	150	150	
Library Storage	1	350	350	
Library Classroom	1	900	900	
Subtotal			3,100	
<b>Library Media Center Subtotal</b>			<b>3,050</b>	

Space/Functional Area	No. of Spaces	Net S.F.	Total Net S.F.	Notes
<b>Multipurpose Room</b>				
Open Area	1	3,700	3,700	
Stage	1	1,300	1,300	
Student Restrooms	2	250	500	(interior access. 1 Girls, 1 Boys)
Staff Restrooms	2	100	200	
Staff Dining	1	400	400	
Music Office	1	100	100	
Music Storage	1	400	400	
Control Room	1	100	100	
Telecom and Electrical Room	2	100	200	
Subtotal			6,900	
Circulation	1	4%	300	
<b>Multipurpose Room Subtotal</b>			<b>7,200</b>	
<b>Serving Kitchen</b>				
Preparation Area	1	900	900	
Serving Area	1	200	200	
Dishwashing Area	1	200		
Refrigerator and Freezer	1	150	150	
Custodian Closet	1	50		
Office and Dry Storage Area	1	150	150	
Restroom and Lockers	1	150	150	
Subtotal			1,800	
<b>Serving Kitchen Subtotal</b>			<b>1,800</b>	

Space/Functional Area	No. of Spaces	Net S.F.	Total Net S.F.	Notes
<b>Custodial Workroom</b>				
Open Work Area	1	350	350	
Office	1	100	100	
Custodial Closet	1	50	50	
Storage Above Office	1	100	100	
<b>Custodial Workroom Subtotal</b>			<b>600</b>	

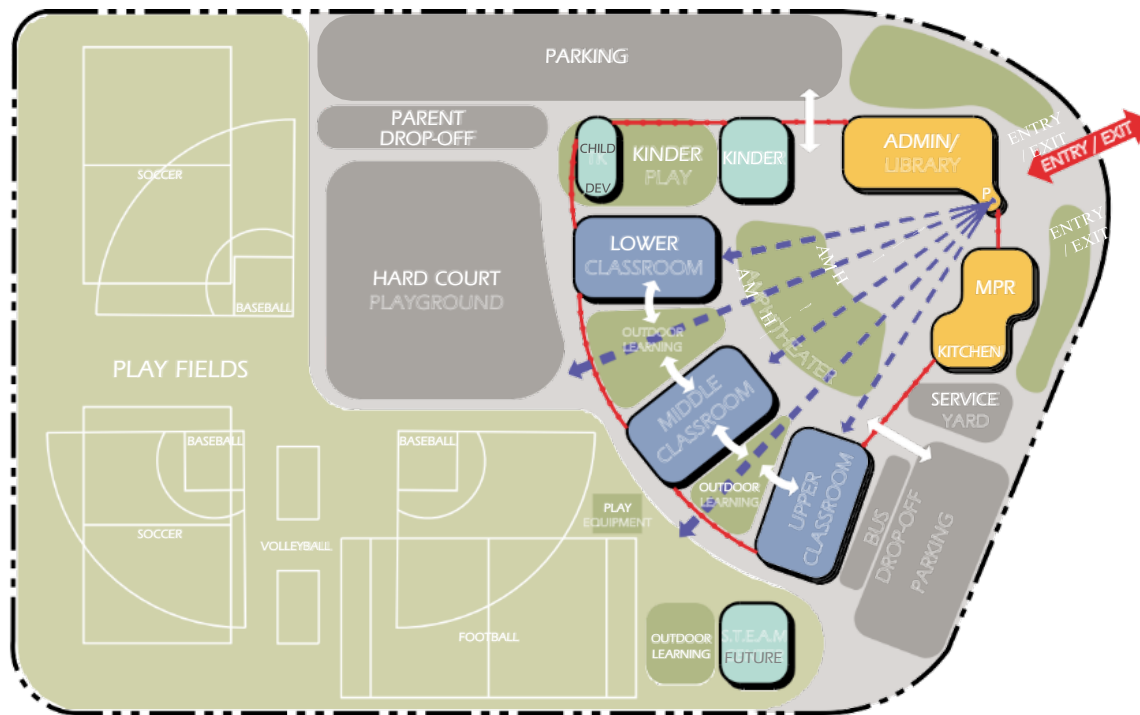
Space/Functional Area	No. of Spaces	Net S.F.	Total Net S.F.	Notes
<b>Kindergarten Classroom Building</b>				
Classrooms	2	1050	2,100	2 more classrooms for Universal TK?
Student Restrooms	2	50	100	
Workroom	1	400	400	
Resource/Storage Room	1	150	150	
Telecom and Electrical Room	2	75	150	
Field Storage	1	50	50	
Janitor Closet	1	50	50	
Subtotal			3,000	
<b>Kindergarten Classroom Building Subtotal</b>			<b>3,000</b>	
<b>Space/Functional Area</b>				
<b>Classroom Building – Lower Grades</b>				
Classrooms	8	870	6,960	
Special Education Bathroom	1	75	75	(Gender Neutral)
Intervention/Collaboration Room	1	200	200	
Telecom and Electrical Room	2	100	200	
Student Restroom	2	450	900	(1 boys, 1 girls)
Subtotal			9,410	
Circulation	1	16%	1,500	
<b>Classroom Building – Lower Grades Subtotal</b>			<b>9,835</b>	
<b>Classroom Building – Upper Grades</b>				
Classrooms	8	960	7,680	
Intervention/Collaboration Room	1	200	200	
Student Restrooms	2	450	900	(1 boys, 1 girls, near playfields)
Janitor Closet	1	50	50	
Telecom and Electrical Room	2	100	200	
Subtotal			10,950	
Circulation	1	14%	1,550	
<b>Classroom Building – Upper Grades Subtotal</b>			<b>10,580</b>	

<b>Classroom Building - Standard with Attached Concession</b>				
Classrooms	7	870	6,090	(Primary)
Classrooms	3	960	2,880	(Upper)
Intervention/Collaboration Room	1	200	200	
Concession and Storage	1	550	550	
Field Storage	1	500	500	
Telecom and Electrical Room	2	100	200	
Staff/Adult Restrooms	1	150	150	
Student Restrooms	2	450	900	
Subtotal			11,470	
Circulation	1	14%	1,700	
<b>Learning Center Subtotal</b>			<b>13,170</b>	
<b>TOTAL</b>			<b>52,785</b>	

# MASTER SITE PLANNING

## Diagram

The site will encompass approximately 17 net acres. Civil Engineers will designate approximately 5 acres for the buildings.



## Features/Site

- The campus should include an amphitheater as a focal point and outdoor learning area. Use concrete steps from stage down to the lawn, with a valley gutter to the storm drain. Develop a gradual slope to ensure proper drainage and lawn care. Provide power, P.A. and lighting at stage area.
- The bus unloading area should be separate from the passenger unloading area. An unloading pattern on site should be established. Consideration also needs to be given to the arrival/departure of kindergarten and special education students. Area for bus, vehicle and students to safely load and unload. Located adjacent to Kindergarten, Administration Office buildings and athletic fields.
- There should be at least 100 parking stalls on campus.
- Student restrooms should be placed at each classroom wing.
  - Upper Grade wing to include six (6) stalls and three (3) sinks in the Girl's Restroom.
  - Boy's Restroom should include two (2) stalls, four (4) urinals and three (3) sinks.

- Primary and upper grade wings should include three (3) stalls for Girl's Restrooms and two (2) sinks. Boy's restrooms should include one (1) stall, two (2) urinals and two (2) sinks. Urinals to have privacy urinal screens.
- Adult restrooms located in the Administration Building and Multipurpose Room.
- 1 set of student restroom shall be near playfields.
- Bicycle racks should be located on campus to accommodate at least 75 bikes, with good visual supervision, and installed by the contractor.
- An internal communication network should provide for data, voice and video. Every classroom, office area, and meeting area should have the full set of communication jacks. See Building Standards for details.
- Services should be stubbed out to a location for five (5) future portable buildings (power, full communication system). In addition, two fire sprinkled triple-wide portables for Child Development should be planned to share the kindergarten play area (also water and sewer). The fire protection plan should include the area for future portables.
- Incorporate ADA requirements throughout the campus, including access restrooms and drinking fountains.
- Room numbers should meet ADA requirements. Plates should be screwed into the wall backing. Room numbers to be determined so that assigned numbers are on drawings.
- Provide a school sign as well as signage on an outside wall for the Administration/Library, Multi-Purpose, and classroom buildings.
- Staff restrooms should be located in the Administration, Staff Dining Room, and in the Upper/Primary classroom wing.
- Provide electrical conduit to location of future school activity sign (marquee).
- Include the pedestal for the school dedication plaque and time capsule in the project.

### ***Play Fields/Athletic Facilities***

- 3 baseball/ softball
- 1 football field
- 1 200-meter track
- 1 full size soccer field
- 1 intermediate soccer field
- 1 junior soccer field
- *All of the above fields and areas are to be overlapping*
- 6 outdoor basketball courts (4 courts set at 9' and 2 courts set at 10' rim height)
- 2 outdoor volleyball courts on asphalt
- Area for 2 lawn volleyball courts (sleeves, posts & nets)
- 2 tether ball pods and equipment.
- Kindergarten play equipment area with shade structure
- Child Development play equipment area
- Grades 1-6 shall have a separate play equipment area.
- Play equipment areas must meet Americans with Disabilities Act (ADA) standards for accessibility. (These areas need to have adequate drainage and a 36" wide walkway at perimeter if in turf area.)
- Play equipment must have manufacturer IPEMA certification.
- Installation of playground equipment must meet CPSC (Consumer Product Safety Commission) and ASTM 1487 standards.
- Following installation of equipment, playground installation must be audited by a Certified Playground Safety Inspector for compliance to laws and regulation.
- Provide drinking fountains and hose bibs to all athletic play fields. Architect should provide stub outs.
- Baseball/softball fields to have a minimum foul ball line of 260' from home plate to any property line.
- Provide concrete pads at each backstop that will support bleachers.
- Provide Coaches watering system at each backstop.
- Assure that the public address system covers the play courts and playfields (70V with adjustable range of wattage outputs, 1-15 W)
- Establish a broad jump pit with concrete curb at perimeter.

### **Transportation, Loading & Drop off Areas**

- Provide an area for safe bus, vehicle and student loading and unloading
- Located adjacent to Kindergarten, Administration offices, and athletic fields.

### **Bus Area**

- Provide two hundred (200) linear feet of curb space for buses.
- Provide two (2) areas to allow for Kindergarten and 1-6 grade student loading and unloading.
- Provide separate parent vehicle and bus loading areas.
- Provide staff parking designated stalls.
- Painted surfaces in compliance with California Vehicle Code.
  - White — driver must stay with vehicle.
  - Green — limited time, student loading/unloading
  - Red — fire lane, bus loading/unloading
  - Orange — staff parking
  - Blue — handicapped only

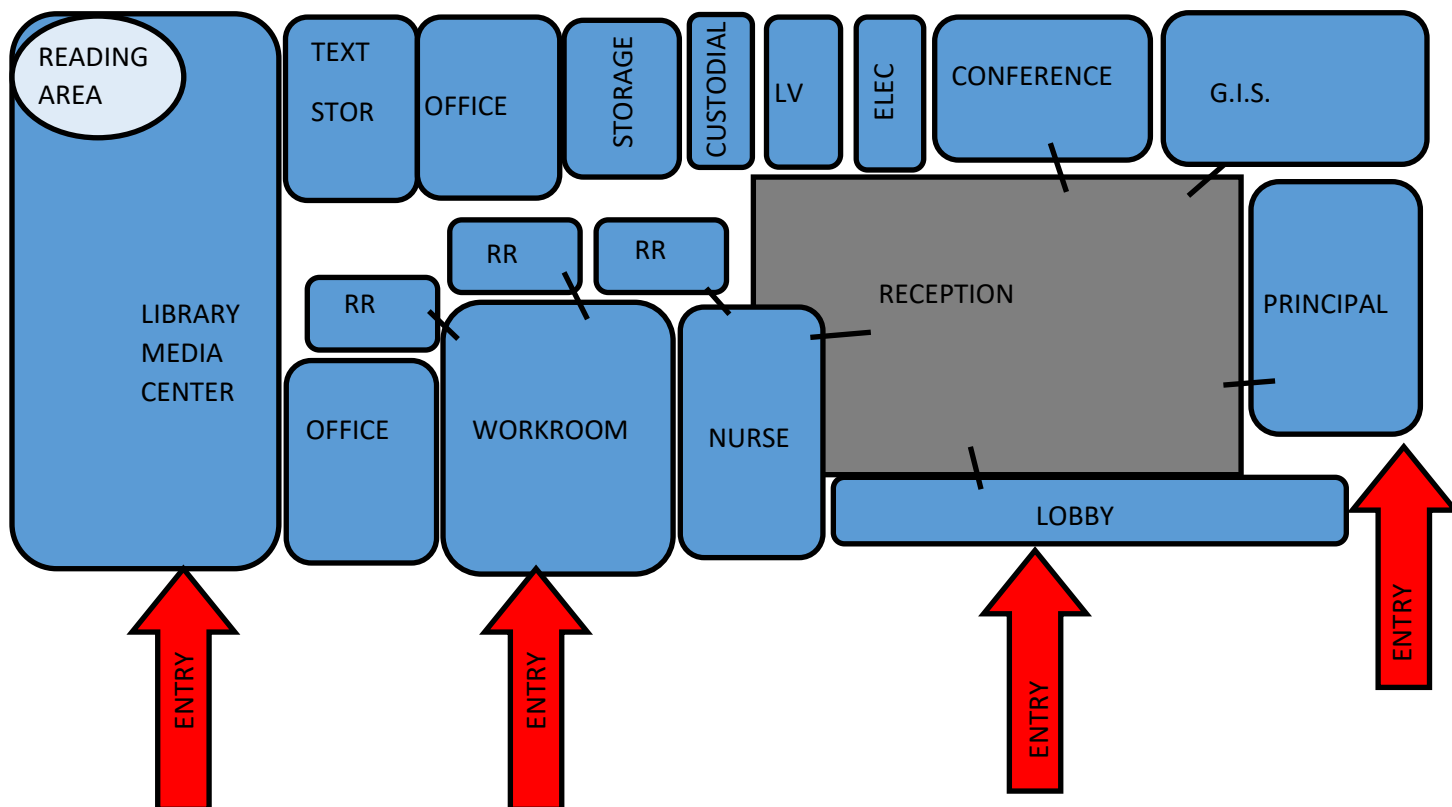
### **Signage**

- Meet or exceed CBC or California Vehicle Code (CVC) regulations
- Signage for fire lanes every twenty-five (25) feet per fire marshall



# ADMINISTRATION/LIBRARY BUILDING

## Adjacency Diagram



### *Specific Features/Site*

- To provide space and facilities to receive visitors and to provide information and direction to parents and students.
- To provide space and facilities for support staff to assist administration in the operations of the school.
- To provide a waiting area for students and parents waiting to see administration staff, teachers or support staff.
- To provide offices for administration to carry out the various assigned tasks for managing the school's support of students, parents, staff and the community.
- To provide space and facilities for counseling, psychologist and other support team members to carry out their assigned duties and to meet with student, staff and parents.

- To provide space and facilities for staff to hold meetings.
- To provide space for the storage of administrative records, materials and supplies.
- To provide restrooms for staff members.
- To provide an area for school staff to work and individual members to utilize shared resources. Area will also provide an area for staff to gather.
- To provide space outside of the Principal and G.I.S. Office to seat 7-8 students.
- To provide library facility for book check and other resources.
- To provide textbook storage and processing by librarian staff.
- To provide stack shelving for book and reading area.
- To provide flex space for computer lab use.
- To provide meeting room (flex space) for staff/administrative use.

### ***Spatial Relationships***

- Clerical support: Locate in open area of main office adjacent to lobby. Provide window to front door of school for supervision. Provide separate access for students from public access.
- Workstations should serve as a control point between entry and all other offices and workspaces.
- Principal's office: Contiguous to the main office area. Provide direct access to campus. Located behind clerical support area (control point). Close access to the conference room.
- Guidance Instructional Specialist's Office: Contiguous to the main office area. Located behind clerical support area (control point). View of the front of the school and parking area.
- Conference Room: Contiguous to the main office area. Located near the Principal's office.
- Storage: Located adjacent to clerical workstations.
- Staff restrooms: Located adjacent to the workroom. Allow teachers access from workroom while keeping administration office locked.
- Workroom: Easy access to the instructional area of campus. Located adjacent to staff

restrooms. Exterior door entering directly into the workroom or through a hallway.

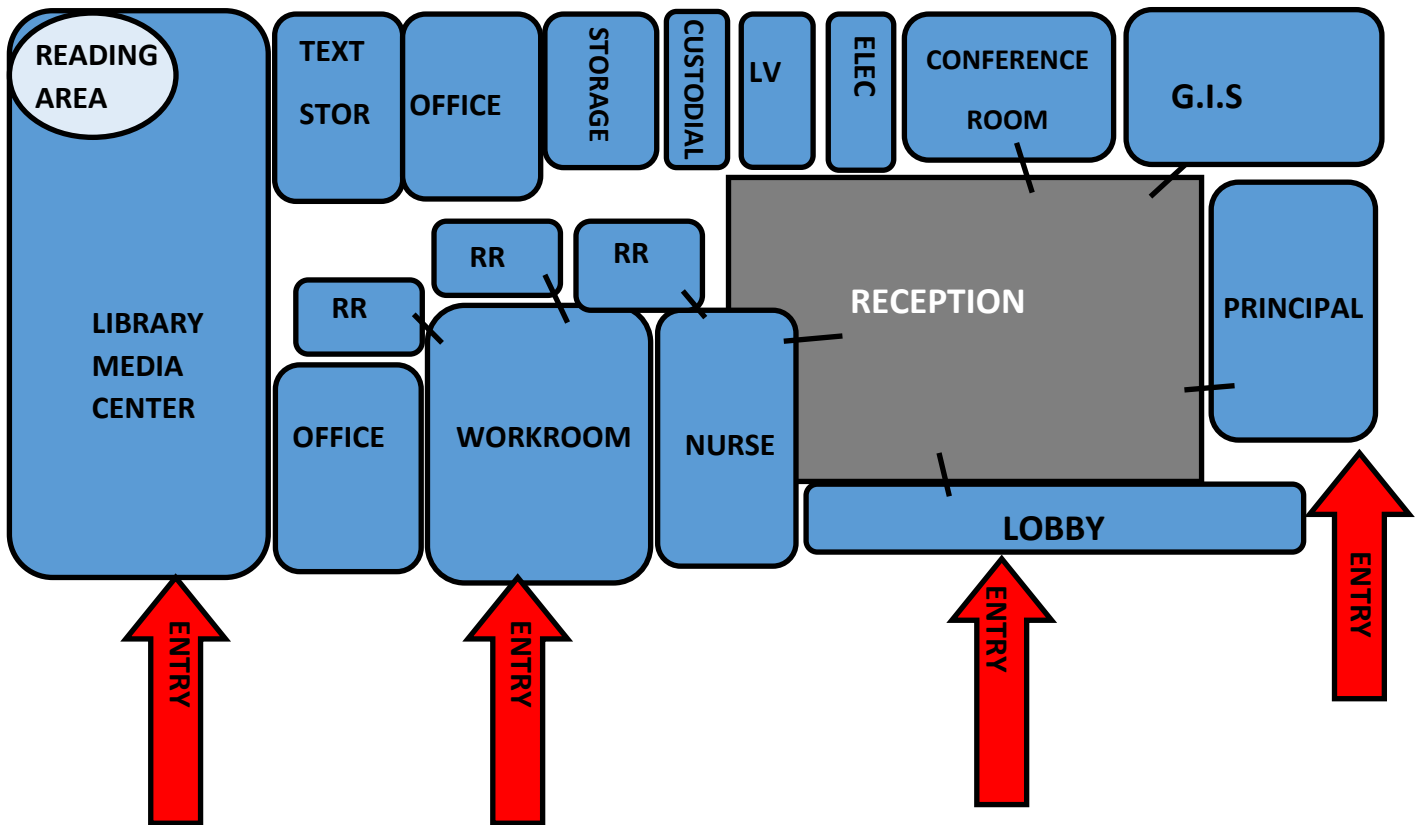
- Health Office: Contiguous to main office area. Located in front by clerical support area (control point) with a view of the clerical support area. Direct access for parents when entering main office.
- Computer Lab: Direct outside access for after hour use. Access from library with windows so librarian can monitor its use.
- Support Offices: Contiguous to the main office area.

**ROOM: CLERICAL SUPPORT/RECEPTION**

*Square Footage:* 700

Occupants: Varies

**KEYPLAN**



**FUNCTION**

Directly adjacent to the reception counter, the open office will house administrative assistants, attendance, and/or clerks. Three staff workstations to conduct various office and administrative activities and assist faculty, staff, students, and visitors.

The open office should have direct supervision to the reception and the student reception/waiting area.

The nurse's office should also be in close proximity for added supervision.

## **INTERNAL RELATIONSHIPS**

- Close proximity to conference room, administrative offices and support offices.
- Main Office: 700 SF
- Storage: 150 SF
- Views of all entrances to building wings if possible, to view interior office area and from student waiting to campus circulation or courtyard, front of school and parking lot

## **BUILDING SYSTEMS CRITERIA**

### **Mechanical**

- Fire/alarm suppression as required.
- Independent HVAC controls within flexible range set by District's EMS system.
- Room temperature sensor connected to campus EMS.

### **Plumbing**

- No plumbing required.

### **Electrical / Lighting**

- Clean segregated power distribution with surge suppression.
- Direct/Indirect dimmable LED light fixtures.
- Electrical outlets for general room and workstation use.
- Glare reduction lenses.
- Lighting: per IES Lighting Handbook guidelines.
- Multiple floor jacks and outlets for non-counter locations.
- Room occupancy and daylight sensors.
- Fourplex at each workstation.

### **Technology /Low Voltage**

- Access to file server, printer and scanner.
- Fire alarm devices per NFPA-72.
- Outside phone line with data jack and telephone service.

- Telephone/Intercom handset, VoIP.
- Wired data outlet at workstation for network connectivity.
- Wireless access capability for computer communication/ applications.
- Maintain an analog phone line to connect to emergency phone in Administration Building, ADA stage lift, fire alarm, and Sonitrol.

## **21st CENTURY LEARNING**

- Natural daylight into the space.

## **DOORS / WINDOWS**

- Ability to quickly lock down doors, from the inside.
- Natural light is desirable.
- Provide door for direct access to the exterior.
- Provide service window to exterior as well as front lobby area.
- Windows in office to view interior office area.

## **MISCELLANEOUS**

- Ceiling height: 9' min.
- Counter with swinging gate to separate lobby from workstations.
- Hard surface flooring at entry. Carpet in all other locations.
- Seating space at entry for a minimum of 6 visitors.
- T-Ceiling material: acoustic ceiling tile.
- Provide hard surface counter in high traffic counter areas.

## **FURNITURE / EQUIPMENT / CASEWORK**

- Accommodations for copiers, printers, FAX, and radios.
- Administrative office workstations with file cabinets and lockable storage.
- Ample counter space at the reception area in various heights for ample storage.
- Casework a min. 14" deep and 12" clear vertical space for binders.

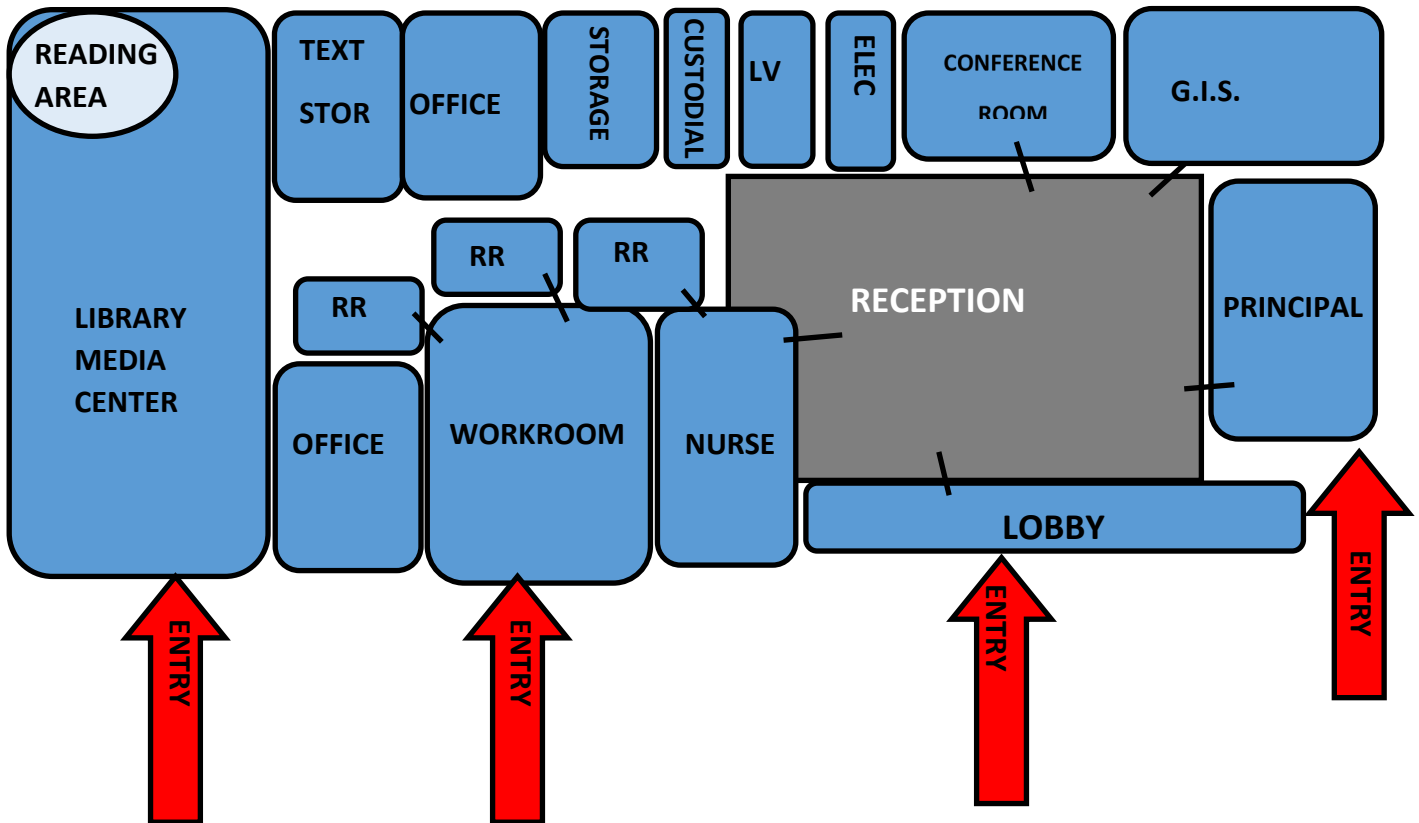
- Casework to include a minimum of 10 LF of cabinets.
- Space for guest chairs six (6).
- Provide open wall space for 12 LF of file cabinets.
- Registrar area: Provide 8 LF of upper and lower cabinets. Provide an additional 4 LF of 7' tall cabinets.
- Registrar area: Provide room for 10-15 file cabinets.
- Vinyl tackboard walls with one wall for home/school communication.
- Workstations for three (3) clerical support.
- Storage area: Space in storage area for a free-standing safe mounted on a concrete stand, enclosed in a tall lockable storage cabinet.
- Storage area: Open casework with lockable doors along walls with adjustable shelving.
- Storage area: Storage locker for keys mounted in tall storage with safe.

**ROOM: PRINCIPAL'S OFFICE**

*Square Footage:* 250

**Occupants:** 1

**KEYPLAN**



**FUNCTION**

Office space to be utilized to conduct administrative duties and prepare materials to conduct formal and informal meetings with groups and individuals that include students, parents, staff, colleagues, and members of the community.

Private computer input, planning and phone calls.



## **INTERNAL RELATIONSHIPS**

- Should have direct access to campus.
- Located adjacent to clerical support area.
- Close proximity to conference room, GIS Office, and support staff.
- Views to supervise amphitheater and internal campus activity from within office.
- View of all entrances to building wings if possible and to view interior office area.

## **BUILDING SYSTEMS CRITERIA**

### **Mechanical**

- Fire/alarm suppression as required.
- Independent HVAC controls within flexible range set by District's EMS system.
- Room temperature sensor connected to campus EMS.

### **Plumbing**

- No plumbing required.

### **Electrical / Lighting**

- Clean segregated power distribution with surge suppression.
- Direct/Indirect dimmable LED light fixtures.
- Electrical outlets for general room and workstation use. Install fourplexes at walls where furniture may go.
- Glare reduction lenses.
- Lighting: per IES Lighting Handbook guidelines.
- Room occupancy and daylight sensors.

### **Technology /Low Voltage**

- Access to file server, printer and scanner.
- Fire alarm devices per NFPA-72.
- Outside phone line with data jack and telephone service.
- Telephone/Intercom handset, VoIP.

- Wired data outlet at workstation for network connectivity.
- Wireless access capability for computer communication/ applications.

### **21st CENTURY LEARNING**

- Natural daylight into the space.

### **DOORS / WINDOWS**

- Ability to quickly lock down doors.
- Natural light is desirable.
- Provide a window to supervise the amphitheater and interior of the campus while seated.
- Provide door for direct access to the exterior.
- Side light at door for view into office area.

### **FURNITURE / EQUIPMENT / CASEWORK**

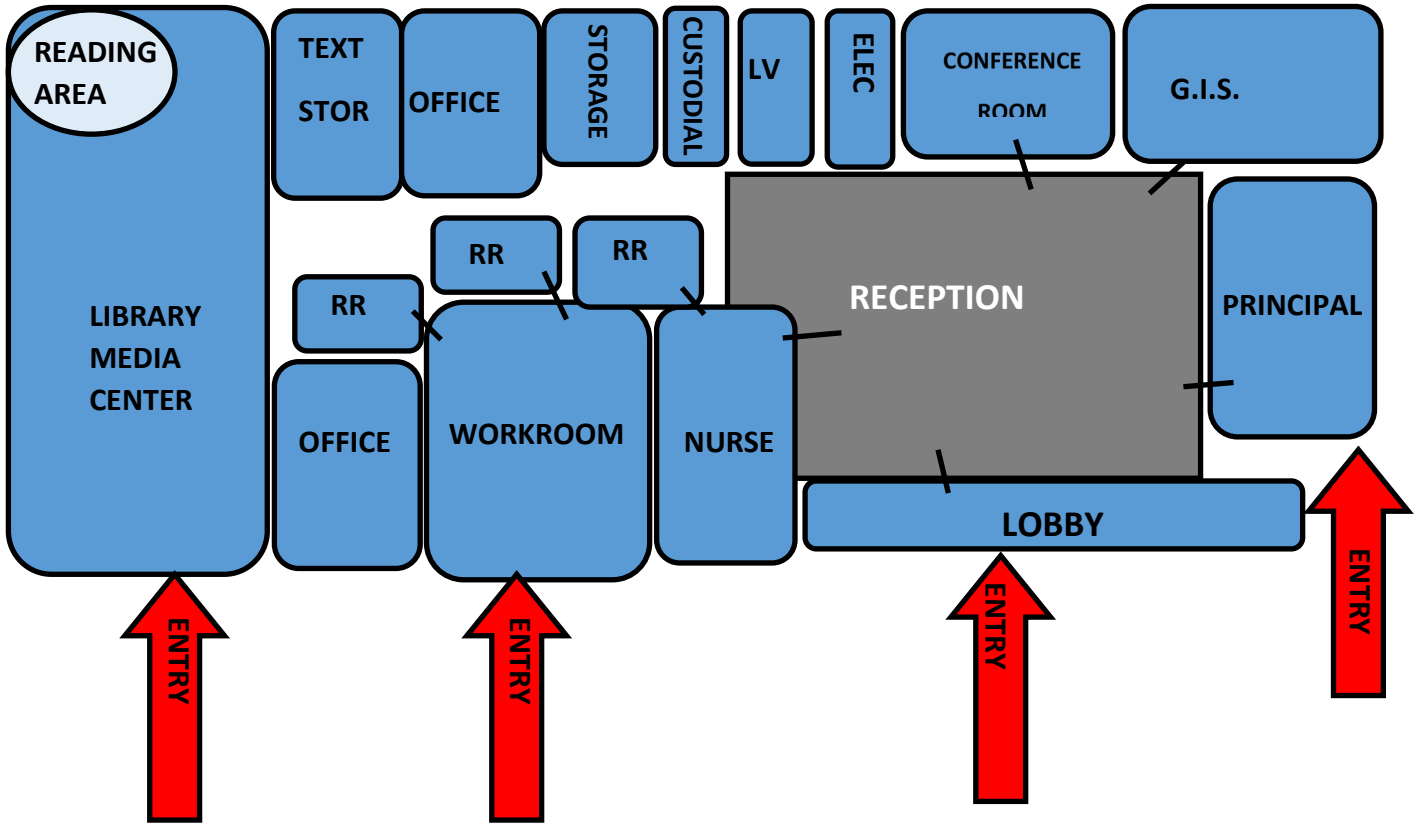
- Casework to include a minimum of 10 LF of base and upper cabinets (minimum 14" deep)
- Conference table with four (4) chairs, where required.
- Standard desk with return.
- Clock.
- Vinyl tackboard on all walls.

**ROOM: GUIDANCE INSTRUCTIONAL SPECIALIST'S OFFICE**

Square Footage: 200

Occupants: 1

**KEYPLAN**



**FUNCTION**

Office space to be utilized to conduct administrative duties and prepare materials to conduct formal and informal meetings with groups and individuals that include students, parents, staff, colleagues and members of the community.

Private computer input, planning and phone calls.

**INTERNAL RELATIONSHIPS**

- Should have direct access to campus.
- Located adjacent to clerical support area.
- Close proximity to conference room, Principal Office, and support staff.

- Views to supervise entrance to campus and parking area from within office.
- View of all entrances to building wings if possible and to view interior office area.

## **BUILDING SYSTEMS CRITERIA**

### **Mechanical**

- Fire/alarm suppression as required.
- Independent HVAC controls within flexible range set by District's EMS system.
- Room temperature sensor connected to campus EMS.

### **Plumbing**

- No plumbing required.

### **Electrical / Lighting**

- Clean segregated power distribution with surge suppression.
- Direct/Indirect dimmable LED light fixtures.
- Electrical outlets for general room and workstation use.
- Glare reduction lenses.
- Lighting: per IES Lighting Handbook guidelines.
- Room occupancy and daylight sensors.

### **Technology /Low Voltage**

- Access to file server, printer and scanner.
- Fire alarm devices per NFPA-72.
- Outside phone line with data jack and telephone service.
- Telephone/Intercom handset, VoIP.
- Wired data outlet at workstation for network connectivity.
- Wireless access capability for computer communication/ applications.

## **21st CENTURY LEARNING**

- Natural daylight into the space.

## **DOORS / WINDOWS**

- Ability to quickly lock down doors.
- Natural light is desirable.
- Provide a window to supervise the entry to campus and parking area while seated.
- Side light at door for view into office area.

## **FURNITURE / EQUIPMENT / CASEWORK**

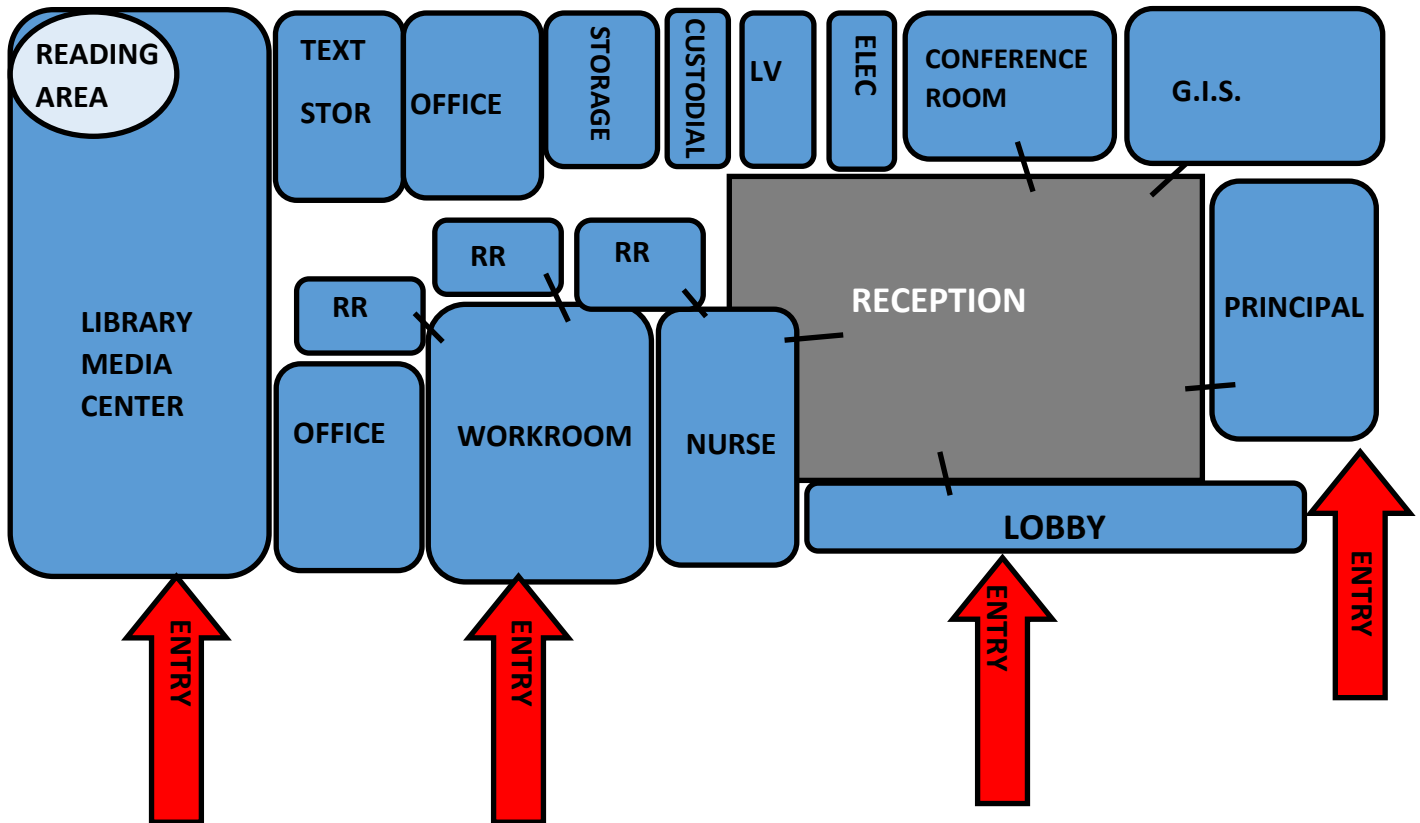
- Standard desk with return.
- Vinyl tackboard on all walls.
- Casework to include a minimum of 10 LF of base and upper cabinets. (Minimum 14" deep)
- Clock
- Guest chairs two (2).

**ROOM: CONFERENCE ROOM**

*Square Footage: 250*

**Occupants: Varies**

**KEYPLAN**



**FUNCTION**

Large and small group meeting/conferences for a variety of informal and formal students, parents, faculty, and administration staff uses.

**INTERNAL RELATIONSHIPS**

- Direct access to open office area and close proximity to the Principal and G.I.S.

## **BUILDING SYSTEMS CRITERIA**

### **Mechanical**

- Fire/alarm suppression as required.
- Independent HVAC controls within flexible range set by District's EMS system.
- Room temperature sensor connected to campus EMS.

### **Plumbing**

- No plumbing required.

### **Electrical / Lighting**

- Lighting: per IES Lighting Handbook guidelines.
- Glare reduction lenses.
- Electrical outlets for general room use and LCD location.
- Clean segregated power distribution with surge suppression.
- Direct/Indirect dimmable LED light fixtures.
- Room occupancy and daylight sensors.

### **Technology /Low Voltage**

- Telephone/intercom handset, VoIP.
- Wireless access capability for computer communication/ applications.
- Hardwired outlet to receive transmission from on-campus distribution system at TV monitor display.
- Fire alarm devices per NFPA-72.

## **21<sup>st</sup> CENTURY LEARNING**

- Natural daylight into the space, if possible.

## **DOORS / WINDOWS**

- Provide window for day lighting.
- Natural light is desirable.
- Side light at door for view into office area.

## **FURNITURE / EQUIPMENT / CASEWORK**

- Equipment with whiteboard.
- Vinyl tackboard on all walls.
- Provide 8 LF of upper and lower cabinets.
- Provide an additional 4 LF of 7' tall cabinets.
- Conference room table and chairs (10) for flexible seating.
- Wall mount for large TV monitor display capable of connecting to conference table inputs.
- Clock.

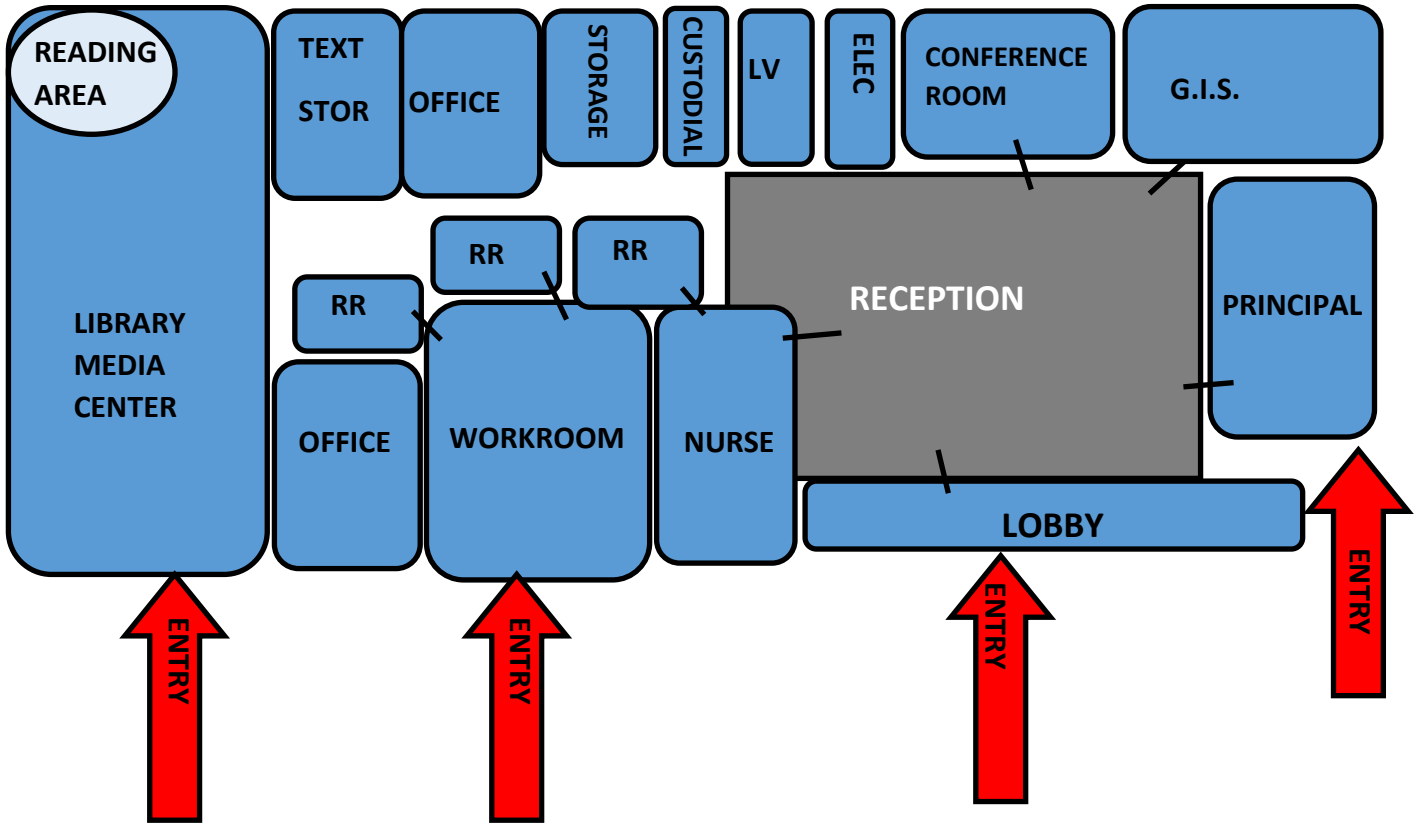


**ROOM: NURSE'S OFFICE**

Square Footage: 300

Occupants: Varies

**KEYPLAN**



**FUNCTION**

To provide an area for administering student/faculty health services.  
To provide a private toilet facility within the Health Office.

**INTERNAL RELATIONSHIPS**

- Locate close to Administration Office front door for emergency access.
- Place contiguous to Administration Office and Library Media Center.

- Locate for easy access from campus.
- Provide good visibility/supervision from the main clerical area.
- Both workstation have front or side view of front door and beds of Nurse's Office.
- Restroom 75 SF - direct access from within.
- Provide 2 workstations with ample space for computers, printers and monitors.
- Provide 15'-0" clear area within space or adjacent to area for vision testing.

## **BUILDING SYSTEMS CRITERIA**

### **Mechanical**

- Fire/alarm suppression as required.
- Independent HVAC controls within flexible range set by District's EMS system.
- Room temperature sensor connected to campus EMS.

### **Plumbing**

- Sink to include swivel faucet (manual), hot water, and approved eyewash station.
- Restroom to include one (1) sink and one (1) toilet. Toilet should include manual flushing hardware.

### **Electrical / Lighting**

- Space with electrical for under the counter refrigerator.
- Lighting at bed with separate switch.
- Lighting: per IES Lighting Handbook guidelines.
- Glare reduction lenses.
- Electrical outlets for general room use.
- Clean segregated power distribution with surge suppression.
- Direct/Indirect dimmable LED light fixtures.
- Room occupancy and daylight sensors

## **Technology /Low Voltage**

- Outside phone lines with jack at each workstation.
- Telephone/intercom handset, VoIP
- Wireless access capability for computer communication/ applications at both workstations.
- Access to file server, printer and scanner.
- Fire alarm devices per NFPA-72.

## **21st CENTURY LEARNING**

- Natural daylight into the space.

## **DOORS / WINDOWS**

- Window in entry door.
- Provide window for day lighting.
- Natural light is desirable.
- Ability to quickly lock down doors from the inside.
- Provide window with direct views to administration/reception area.

## **MISCELLANEOUS**

- Vinyl tile floor.
- An interior wall distance of at least 15'-0" to allow for eye chart test.
- A window to allow for unobstructed view from main clerical area. High exterior window for natural light, but desired for privacy. Allow for viewing of interior campus.
- Epoxy floors in restrooms.
- Space for wheelchair storage.

## **FURNITURE / EQUIPMENT / CASEWORK**

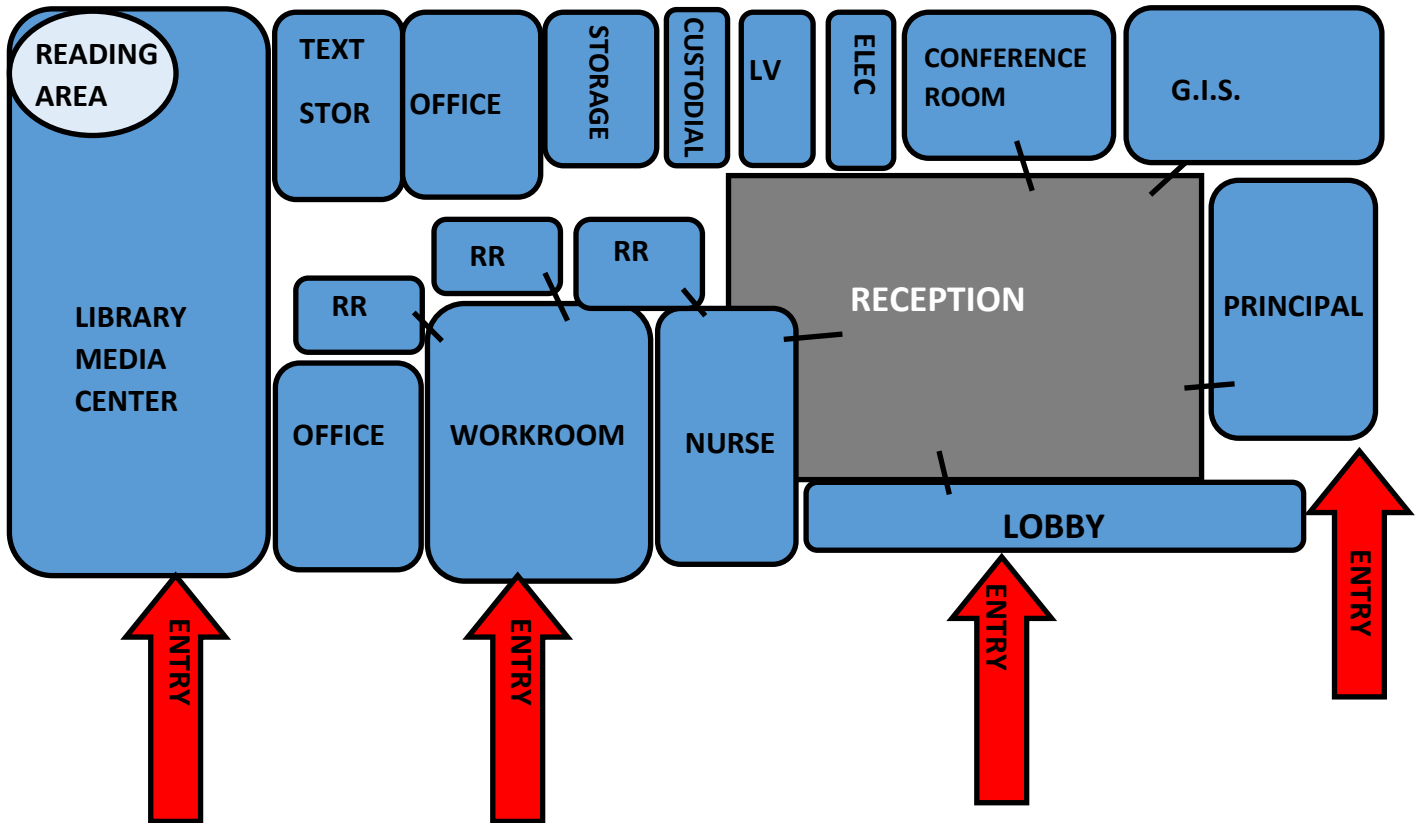
- A minimum of 5 LF of bookcase above workstations. All cabinets and drawers to be lockable.
- Casework at sink to be a minimum of 7 LF in length with sink placed to one side to allow for medical supplies and testing equipment.
- A minimum of 7 LF of storage cabinets 7'-0" in height and 2'-0" in depth.
- Wall space for two (2) five-drawer legal file cabinets.
- Wall covering to include tackboard on all surfaces.
- Wall space to seat five (5) students in chairs.
- Two (2) beds with privacy curtains. Lighting at each bed with separate switches.
- Adjustable speaker and clock with second hand.
- Drawers for each workstation should be two (2) 4 ¼" x 12" and one (1) file drawer at 9 ¼" x 12".

**ROOM: TEACHER WORKROOM**

Square Footage: 300

Occupants: Up to 20

**KEYPLAN**



**FUNCTION**

A small group meeting and work area for teachers and staff to meet, make copies, get mail, etc.

Teacher dining/lounge area to be a part of this space.

**INTERNAL RELATIONSHIPS**

- Staff Restrooms 75 SF.
- Adjacent to Administration Office.
- Adjacent to Library.

- Direct access from exterior for after hour use.

## **BUILDING SYSTEMS CRITERIA**

### **Mechanical**

- Fire/alarm suppression as required.
- Independent HVAC controls within flexible range set by District's EMS system.
- Room temperature sensor connected to campus EMS.

### **Plumbing**

- Two (2) - staff only individual use restrooms – ADA compliant.
- One (1) toilet and one (1) sink in each restroom.
- Hot water access at workroom and teacher lounge sinks.

### **Electrical / Lighting**

- Lighting: per IES Lighting Handbook guidelines.
- Glare reduction lenses.
- Electrical outlets for general room use including copying machine and copy printer.
- Clean segregated power distribution with surge suppression.
- Direct/Indirect dimmable LED light fixtures.
- Room occupancy and daylight.

### **Technology /Low Voltage**

- Provide separate intrusion alarm zone for off-hour teacher access.
- Data, phone, clock, PA and fire systems.
- Wireless access capable for most computer communication/applications.
- Wired data outlet at printer location.
- Fire alarm devices per NFPA-72.

## **21st CENTURY LEARNING**

- Natural daylight into the space.

## **DOORS / WINDOWS**

- Provide door for direct access to the exterior.
- Walk-off carpet at door entry to exterior, all other floor surfaces will be vinyl tile or polished concrete.

## **MISCELLANEOUS**

- Sanitary disposal receptacle in women's restrooms.
- Ice maker (either in lounge or kitchen area dependent on the building design. (Funded by site/F&E)

## **FURNITURE / EQUIPMENT / CASEWORK**

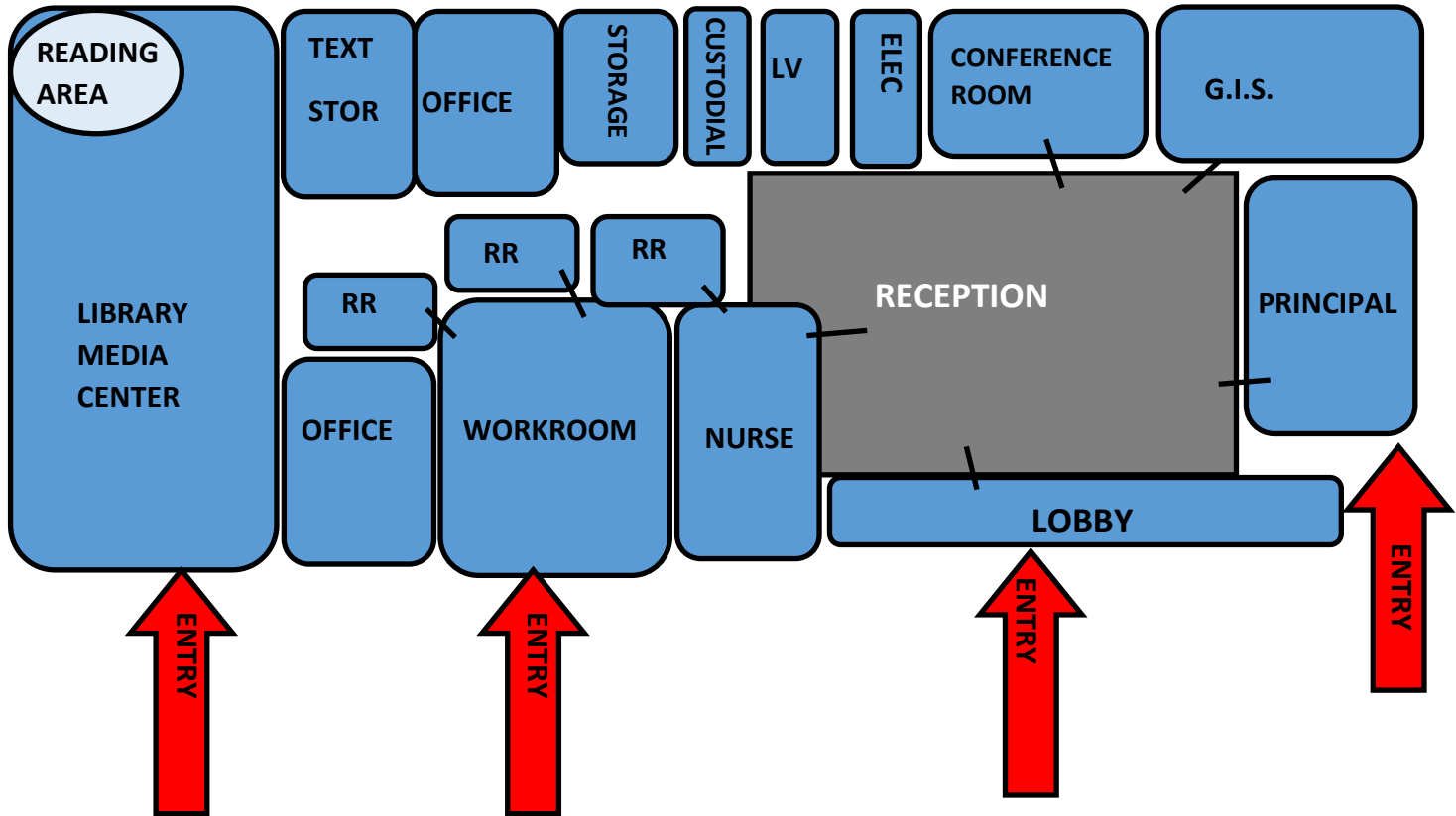
- Sink with garbage disposal with lower casework along one wall. Countertop should be 36" in depth.
- Upper and lower casework along adjacent wall. Upper casework to include 60 staff mailboxes. Mailboxes should be 12" wide, 5" high, and 16" in depth with a 16" counter in front.
- Center island – 4' x 8' min., with power and data at both ends.
- Provide an open wall space with data and power for copiers and full-size refrigerator with ice maker.
- Provide counter space for microwave.
- Provide 6 FT upper cabinets for dining storage (minimum 14" deep)
- Vinyl tackboards on all walls.
- Hard surface flooring.
- Clock

**ROOM: LIBRARY MEDIA CENTER**

*Square Footage:* 3050

**Occupants:** Up to 200

**KEYPLAN**



**FUNCTION**

Space and facilities for students to check out and return materials. Space provides stack area, student study/reading area, periodicals area, reference section, online catalogue area and library administration functions. Stores textbooks and educational materials. Area can be utilized as a classroom computer lab.

**INTERNAL RELATIONSHIPS**

- Adjacent to Administration Office.
- Easily accessible by the community for meetings and located near the parking lots.



- Adequate natural light for reading and cost-effective lighting.
- Librarian work area for work and privacy.
- Easily accessible restroom for staff.

## **BUILDING SYSTEMS CRITERIA**

### **Mechanical**

- Fire/alarm suppression as required.
- Independent HVAC controls within flexible range set by District's EMS system.
- Room temperature sensor connected to campus EMS.

### **Plumbing**

- Sink to include swivel faucet and drinking bubbler.
- Faucet shall have cold and hot water.

### **Electrical / Lighting**

- Aisle ways to have designated lighting to assist in locating library materials.
- Zone lighting.
- A minimum of three (3) flush floor mounted power and data jacks in open area. A/V infrastructure with two (2) inputs and one (1) control panel.
- Minimum of 12 electrical plugs at charging stations.
- Direct/Indirect dimmable LED light fixtures.
- Room occupancy and daylight sensors.
- Outlets for general room, library counter, librarian station.

### **Technology /Low Voltage**

- Library Classroom/Computer Lab: Electrical, computer conduit and surge protection for forty (40) stations.
- Classroom/lab and Reading Area should be positioned to provide an unobstructed view from the

charge desk.

- Telephone/Intercom handset, VoIP - Wireless access capable for most computer communications/applications.
- Fire alarm per NFPA-72.
- Wireless access capable for most computer communications/applications.
- Library Proper and Computer Lab: Ultra-short throw A/V system with two (2) inputs and one (1) control panel, and a projection screen or TV Monitor for A/V system.

### **21st CENTURY LEARNING**

- Natural daylight into the space.

### **DOORS / WINDOWS**

- Walk-off carpet at door entry. All other areas are to be carpeted.

### **MISCELLANEOUS**

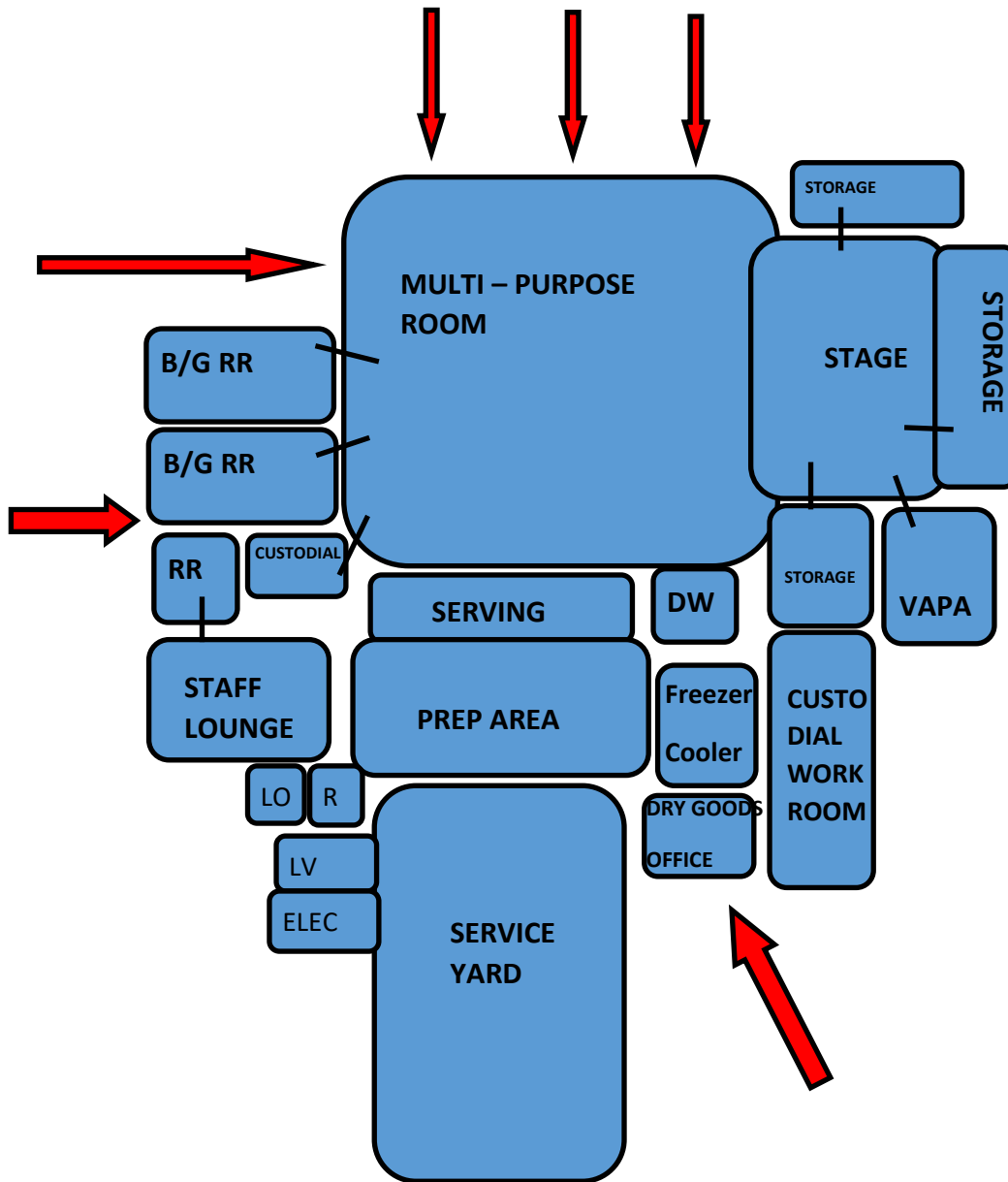
- Minimum of 24 LF of student work counter, 30" deep along a wall with electrical and computer conduit and surge protection for six to eight (6-8) OPAC stations.
- A reading area with built-in padded seating. Reading area should be positioned to provide an unobstructed view from the charge desk. Provide enhanced lighting in this area.
- Minimum of 16 LF of charging counter with two (2) workstations, return book drop and spring loaded book catcher.
- Counter to be placed to one side of the charge station at 12" clear space in height to provide space for binders.
- Computer Lab: floor shall be carpet.

## **FURNITURE / EQUIPMENT / CASEWORK**

- Tackboard on all walls, where possible.
- Open area to support tables and chairs for a minimum of 40 students/adults.
- Library shelving to be 5' in height with 42" aisle ways. Shelving should be positioned to provide an unobstructed view of the aisle way from the charge desk.
- A minimum of 175 LF of adjustable shelving for library materials.
- A minimum of 10 LF of upper and lower locking cabinets away from charge counter with sink and hot water.
- Projector screen mounted on open space wall.
- Textbook Storage Room: minimum of 70 LF of 7' in height textbook storage is separate textbook storage room and to include a minimum of 12 LF of upper and lower cabinets to store library materials.
- Librarian work area: 10 LF of base and upper cabinets for storage.
- Library Classroom/Computer Lab: minimum of 4' by 12' of whiteboard, centered on teaching wall. Walls shall be tackboard.

# MULTI-PURPOSE ROOM / CAFETERIA

## Adjacency Diagram



### Specific Features/Site

- To provide space and facilities for student dining and large group meetings, recreational/performance activities of students, faculty and community.
- To provide space for cooking meals for students and staff.
- To provide a stage for performances, presentations and awards.

- To provide storage for chairs, tables and wrestling mats (under stage area).
- To provide staff with meeting/eating area with restrooms adjacent.
- To provide students with restrooms accessible from interior and exterior.

***Spatial Relationships***

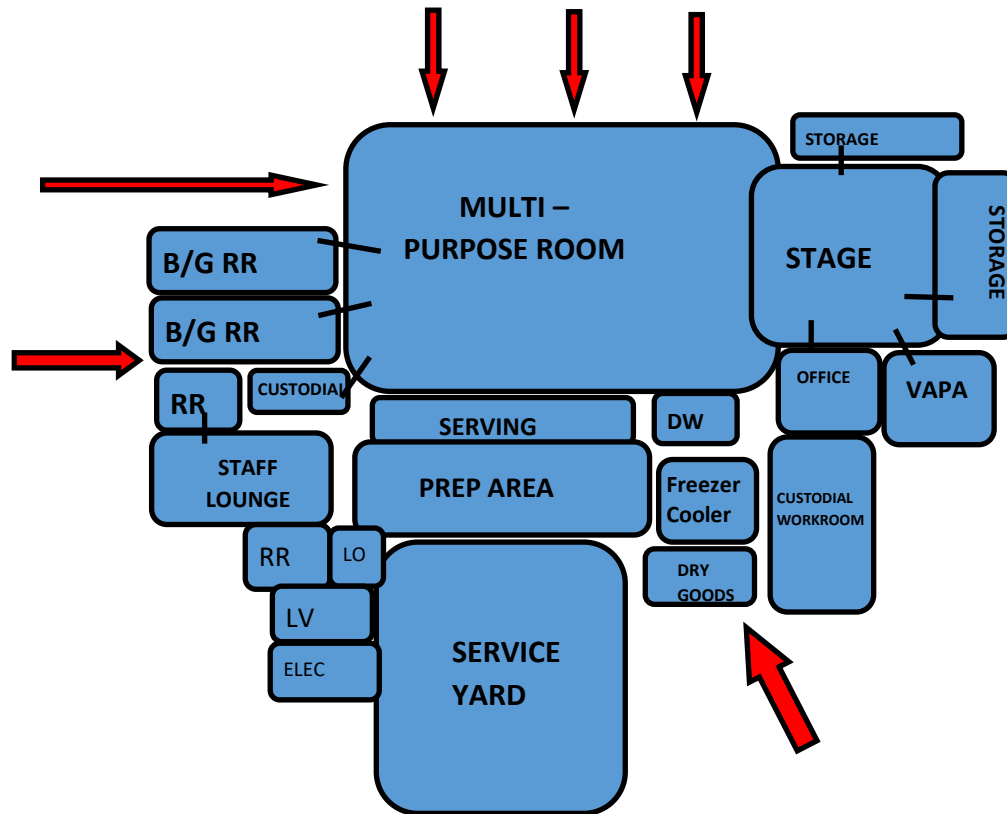
- Place contiguous with Kitchen, Staff Dining and Performance Stage.
- Provide direct access to storage and restrooms from interior and exterior.
- Seating capacity for 550– assembly, 432– serving.
- Locate facility adjacent to parking for easy after school access.
- Locate facility in close proximity to Administration Office and Library Media Center.
- Stage shall have storage, music office and control booth area.

**ROOM: MULTIPURPOSE ROOM/CAFETERIA**

*Square Footage:* 7,200

**Occupants:** 432 Dining, 550 Assembly

**KEYPLAN**



**FUNCTION**

Cafeteria dining, students gathering, large group assembly, performance/presentation (stage) activities.

**INTERNAL RELATIONSHIPS**

- Access to student restrooms from interior and exterior.
- Staff Restrooms 100 SF each.
- Student Restroom 250 SF each. Access to student restrooms from interior and exterior.

## **BUILDING SYSTEMS CRITERIA**

### **Mechanical**

- No HVAC vents or return grills located in floor.
- Fire/alarm suppression as required.
- Independent HVAC controls within flexible range set by District's EMS system.
- Room temperature sensor connected to campus EMS.

### **Plumbing**

- Girl's restroom to include three (3) stalls and two (2) sinks. Boy's restroom to include one (1) stall, two (2) urinals and two (2) sinks. Urinal screens in boys restroom.
- Drinking fountain and water bottle filler located in interior near student restrooms.
- 2 Staff restrooms, 1 male, 1 female, each shall have 1 toilet and sink.

### **Electrical / Lighting**

- Lighting switches at all door locations and at each side of the stage. Master lighting controls on stage and at rear of MPR.
- Built-in sound system, not blocked by ceiling features.
- Locate external input jacks on the vertical surface of the stage, on at least one (1) side wall and in the rear of the room. External input jacks should include sound system, data, and stage lighting.
- A minimum of one (1) power supply located in the floor in the front of the room, near the stage.

### **Technology /Low Voltage**

- Intercom speakers.
- Sound reinforcement system.
- Hardwired outlet to receive transmission from on-campus distribution system at TV monitor display.
- Hardwired data outlet at "point of sale".
- Wireless access capability for computer communication/applications.
- Fire alarm per NFPA-72.

## **21st CENTURY LEARNING**

- Natural daylight into the space.

## **DOORS / WINDOWS**

- One (1) door location at each side of the stage.
- One (1) entry and one (1) exit doorway to serving counter for food service.
- Door height (below stage) should allow for storage of cafeteria chairs and wrestling mats.
- Natural light is desirable. Windows that are easily “blacked out” are desirable.

## **MISCELLANEOUS**

- Hard surface flooring throughout.
- Tray return with roll-up door required.
- Data port and power located at the entry doorway to serving counter.
- Provide wall and ceiling acoustical treatments as required.
- FRP surface with chair rail on lower walls and tackable wall surface on all upper walls.
- A/V infrastructure with input at stage.
- Trophy case installed on the wall opposite the stage.
- Walk-off carpet at door to exterior.

## **FURNITURE / EQUIPMENT / CASEWORK**

- Seating for at least 250 in cafeteria area (4' aisles and 32" wide tables).
- Clock

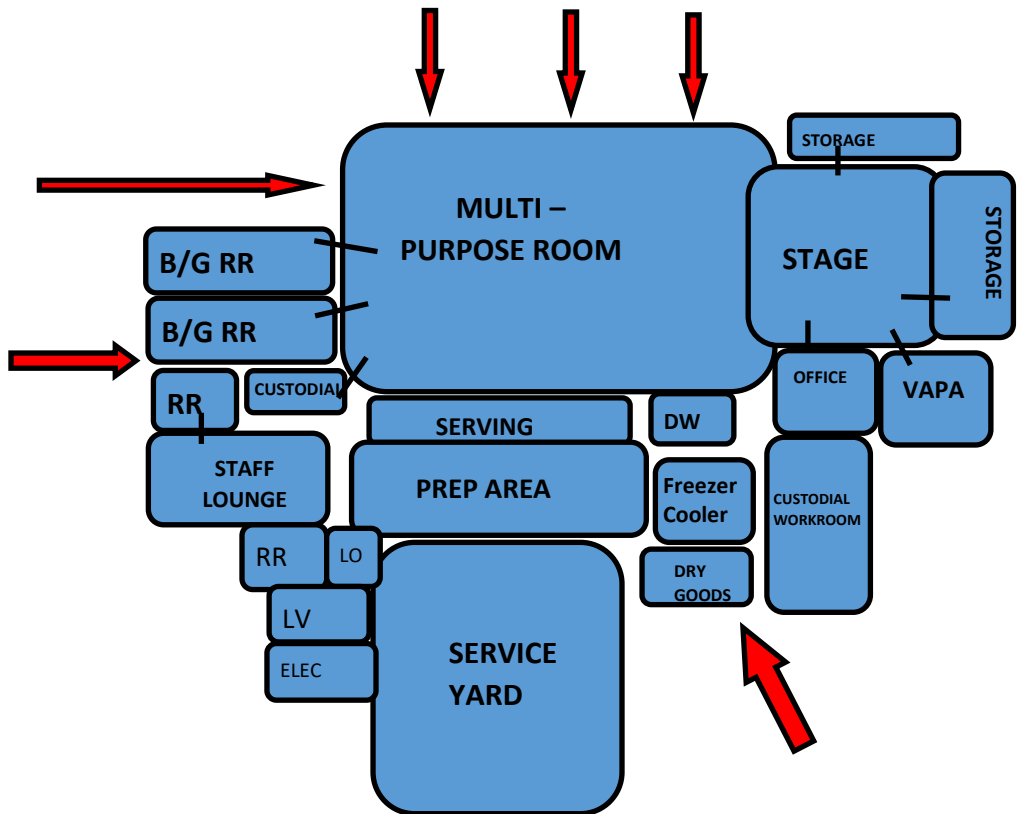


**ROOM: MPR STAGE**

*Square Footage:* 1,300

**Occupants:** Up to 100

**KEYPLAN**



**FUNCTION**

Space provided to teach music, choir and drama. Area utilized to present musical, choral and theatrical arts programs to audiences. Area utilized for award presentations.

**INTERNAL RELATIONSHIPS**

- Place contiguous with Kitchen, Staff Dining and Multipurpose Room.
- Provide direct access to storage and restrooms.
- Consider orientation of stage viewing area so that long site lines are avoided, and majority of seating is 60' or less from stage front.

## **BUILDING SYSTEMS CRITERIA**

### **Mechanical**

- Fire sprinklers under stage not to obstruct storage for chairs and wrestling mats – minimum of 34” bay height.
- Fire/alarm suppression as required.
- Independent HVAC controls within flexible range set by District’s EMS system.
- Air delivery/velocity designed for low ambient noise level (max. ambient NC20) & no curtain billowing.
- Automatic smoke vents are required.

### **Plumbing**

- No plumbing required.

### **Electrical / Lighting**

- Mini stage lighting should provide sixteen (16) outlets in front and sixteen (16) outlets on stage controlled by one (1) iPad. Access to house lights from stage and from control room.
- Locate external input jacks on the stage, on at least one (1) side wall and one (1) the back of the room. External input jacks should include sound system, data, stage lighting, and wireless microphone. Include additional input near center of MPR floor.
- Lighting switches at all door locations and both sides of stage.
- Remote control or lighting and sound system.

### **Technology /Low Voltage**

- Sound reinforcement system with microphone receptacles at back wall, sides of proscenium, and stage front.
- Hardwired video outlet to permit taping of stage performances, transmitting to on-campus or off-campus locations and receiving video transmission from on-campus distribution system at TV monitor display.
- Wireless access capability for computer communication/applications.
- Fire alarm devices per NFPA-72.

## **21st CENTURY LEARNING**

- Natural daylight into the space.

## **DOORS / WINDOWS**

- Folding pocket sound-rated partitions to create a classroom on stage.
- Doors at under-stage storage to be 1 3/8" solid core, natural finish, flush pulls, friction catches and continuous hinges.

## **MISCELLANEOUS**

- Elevated stage to 42" with hardwood flooring (Maple or Oak)
- Storage underneath stage for chairs and wrestling mats with 34" clear height, 48" clear width and 32' length.
- Back stage wall should be painted black, no casework, whiteboard or projector screen.
- Total SF of stage area should be less than 1,000 SF (will not require smoke hatch if under)
- Stage front shall have arch design (slightly rounded).
- Include an office for Music Teacher.
- Lift for ADA accessibility.
- Exterior ramp for equipment and ADA access to stage.

## **FURNITURE / EQUIPMENT / CASEWORK**

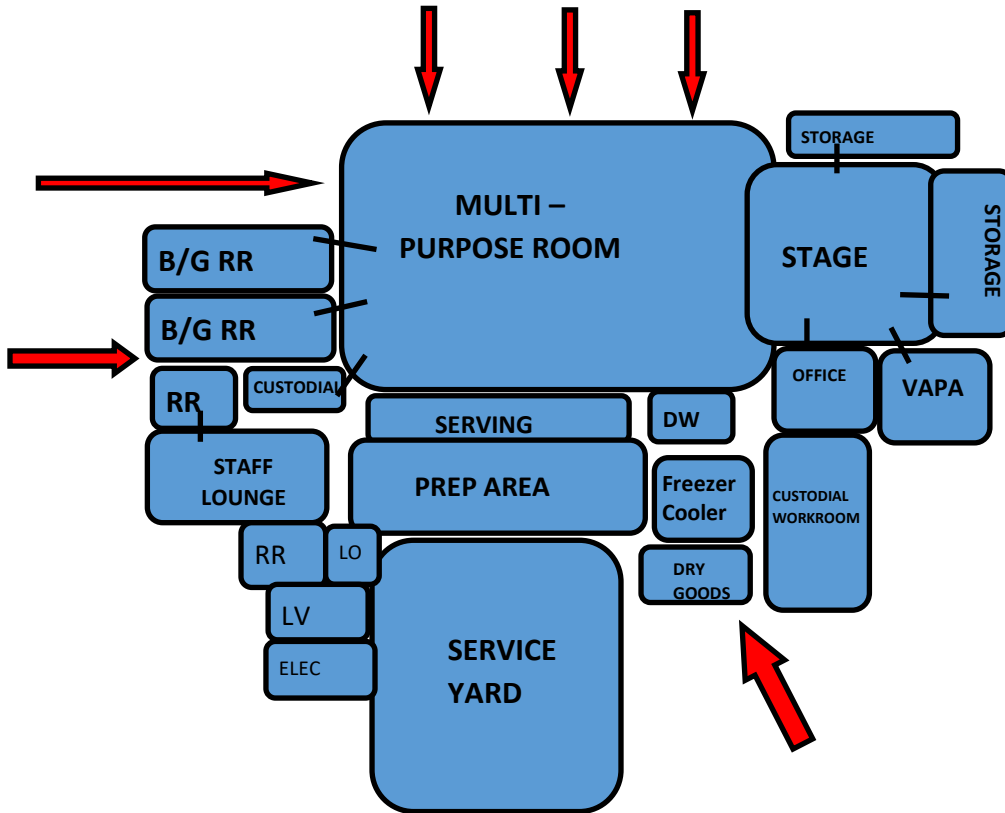
- Include fireproofed stage curtains and tracking (front of stage only)
- A music storage room with 18 LF of 7' tall casework with open shelving and 18 LF of 7' tall locking cabinets.
- Provide for the installation (OFCI) of a 10' – 20' wide motorized screen (depending on the depth of the MPR). Provide a switch at both ends of the opening on the stage.
- Provide adequate support and area for the installation of folding partition, stage curtain and projection screen.
- Minimum of 8' high tackable wall surface on side walls.
- Clock

**ROOM: WARMING KITCHEN**

*Square Footage: 1,800*

**Occupants: Up to 10**

**KEYPLAN**



**FUNCTION**

Space to receive, prepare food items, store and serve to students, clean utensils and remove resulting waste.

**INTERNAL RELATIONSHIPS**

- Direct access to delivery, receiving and trash areas.
- Easy access to Multipurpose Room, Staff Dining Room, stage and restrooms.
- Kitchen office should be located near delivery area entry and have a view to the majority of the kitchen.

- Area should be sized to handle three (3) shifts of students each day, serving 400 meals.
- An open area, with no electrical outlets, for food service product to be delivered and placed indoors prior to moving to storage areas. Area to have direct access to outside delivery area.

## **BUILDING SYSTEMS CRITERIA**

### **Mechanical**

- Air conditioning/heating ducted into dry storage and office area only.
- Take careful consideration designing exhaust/make up system to function properly in rest of kitchen.
- Fire/alarm suppression as required.
- Independent HVAC controls within flexible range set by District's EMS system.
- Room temperature sensor connected to campus EMS.

### **Plumbing**

- A three (3) compartment sink with pot with disposal. One (1) hand washing sink. A second sink could be required by Health Dept.
- One (1) unisex restroom adjacent to locker room.
- Provide hard water filters at equipment (self-cook center) that requires water.
- Hot water access at sink.

### **Electrical / Lighting**

- Four (4) drop-down electrical outlets over preparation tables, as required for food service equipment and maintenance.
- Light fixture and lens shall be smooth for cleaning.
- Lighting: per IES lighting recommendation.

### **Technology /Low Voltage**

- Office with outside phone line, data jack and local telephone service only.
- Telephone/Intercom handset at office, VoIP.

- Intercom speakers at kitchen.
- Local area network connectivity for the office workstation, cashier and meal counter/inventory stations.
- Fire alarm per NFPA-72.

## **DOORS /WINDOWS**

- Roll-up door located at the dish wash area.
- Include fly fans over delivery doors.
- The food service counter to have an 11' roll-down overhead coiling door between service and cafeteria.
- Provide an opening (single or double doors) with at least a 46" opening for equipment movement and product delivery at exterior delivery area.

## **MISCELLANEOUS**

- A 10' x 20' serving area with a designated entry and exit. Serving Area must include 8' of solid wall space for portable milk box.
- Independent janitor closet with mop sink.
- Floor finish to be seamless polymer with 6" cove base, including walk in refrigerator and freezer. Wall finish to ceiling height to be FRP material over water resistant gypsum board with aluminum or stainless-steel trim.
- Kitchen equipment requiring plumbing or hard-wired electrical connection shall be furnished and installed by contractor.
- Worktables, warming carts and portable equipment to be furnished by the District and installed by the District.
- Dishwasher with booster heater to be furnished and installed by the Contractor.
- Walk-off carpet at exterior door
- Clock

## **FURNITURE/EQUIPMENT/ CASEWORK**

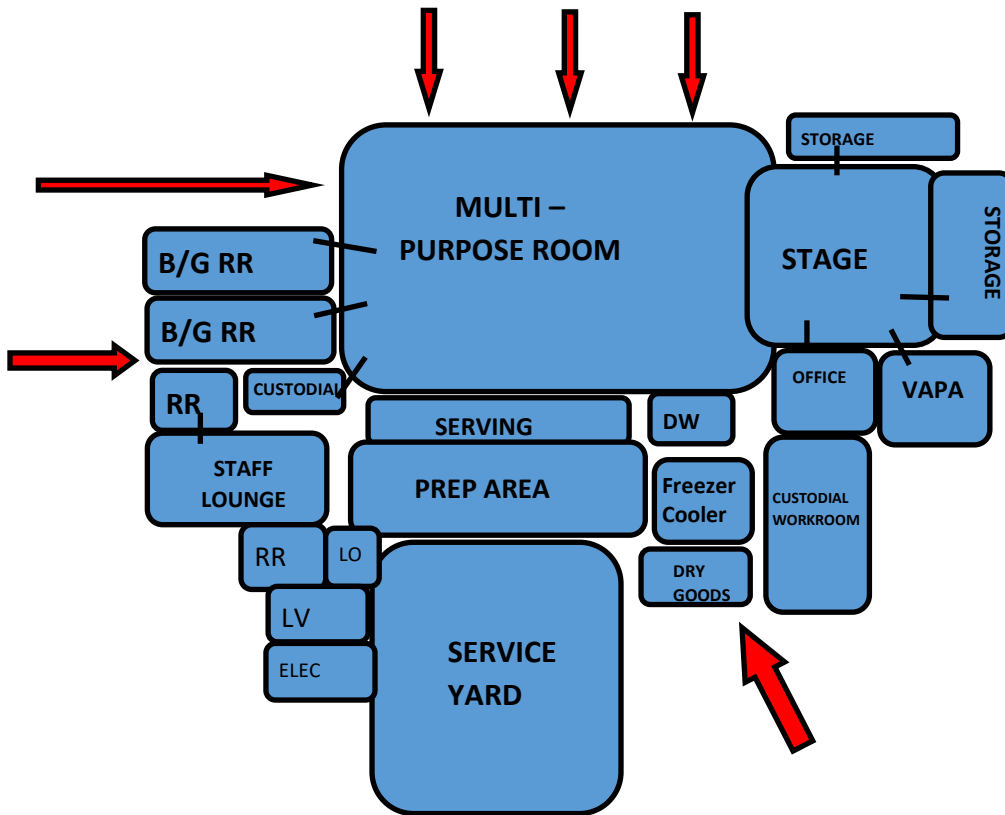
- FRP wall panel, floor to ceiling.
- Area for dry storage with an 8' tall, 4' wide door and movable metal shelving.
- Dish washing area with adequate ventilation and make-up air interlocked with the dishwasher operation. Wall space in dish wash area for four (4) 2' x 4' rolling racks.
- Locker room with four (4) 12" wide, 15" deep, 36" tall metal lockers.
- Washer/dryer unit with appropriate water, power, and drainage located in the custodial area.
- Walk-in freezer and refrigerator with concrete floor, each unit - 120 sq. feet with 4' x 8' adjustable shelving racks along walls.
- One (1) convection oven, one (1) self-cook center, and space for 3' x 4' stainless steel table with shelves for hot plate.
- Space for four (4) warming carts (3' x 5' each) with power outlets at 5' in height.
- Receiving area for one (1) truck to park with bumpers.
- Vinyl tackable wall surface on one (1) wall.

**ROOM: STAFF DINING ROOM**

*Square Footage: 400*

**Occupants:**

**KEYPLAN**



**FUNCTION**

To provide space and facilities for staff dining and small group meetings.

**INTERNAL RELATIONSHIPS**

- Adjacent to Kitchen, MPR, and Staff Restrooms.



## **BUILDING SYSTEMS CRITERIA**

### **Mechanical**

- Fire/alarm suppression as required.
- Independent HVAC controls within flexible range set by District's EMS system.

### **Plumbing**

- Sink with garbage disposal, swivel faucet and hot water.

### **Electrical / Lighting**

- Data, phone, clock and PA included.

### **Technology /Low Voltage**

- Outside phone line, data jack and local telephone service only.
- Telephone/Intercom handset at office, VoIP.
- Intercom speakers at lounge.
- Fire alarm per NFPA-72.

## **DOORS / WINDOWS**

- One (1) Dutch door to kitchen area.

## **MISCELLANEOUS**

- Two (2) Staff only restrooms.
- Hard surface flooring at sink, refrigerator and vending machines. Carpet in all other areas.
- Walk-off carpet at exit door to outdoors.

## **FURNITURE / EQUIPMENT / CASEWORK**

- A counter with a minimum of six (6) linear feet of upper and lower casework.
- Open space for a refrigerator and two (2) vending machines. Stub out refrigerator area for icemaker.
- Vinyl tackboard, with chair rail, on 50% of the walls.

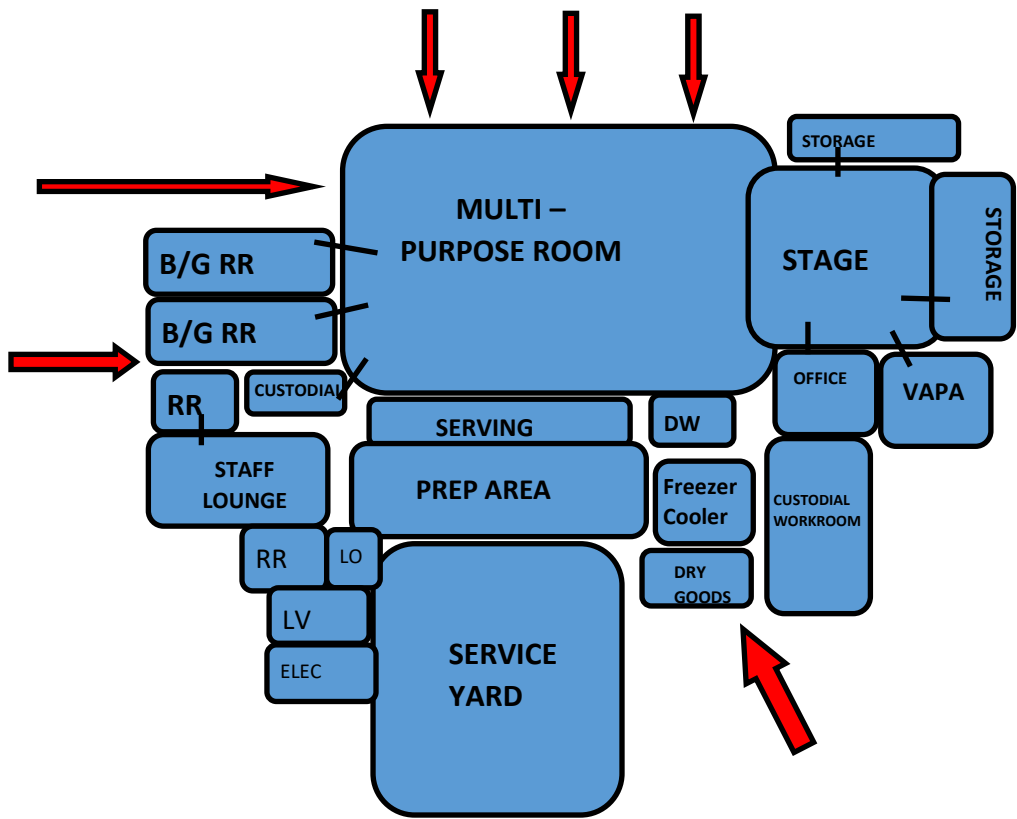
- Infrastructure and support for a 42" wall mounted television.
- Ice maker (either in lounge or kitchen area dependent on the building design. (funded by site/F&E)
- Clock

**ROOM: CUSTODIAL WORKROOM / SERVICE AREA**

*Square Footage:* 600

**Occupants:** 1

**KEYPLAN**



**FUNCTION**

Space for coordination of overall custodial program and central storage of supplies

**INTERNAL RELATIONSHIPS**

- Adjacent to Multipurpose Room, delivery access point and service work yard.
- Mop sink located inside a closet near entrance door to MPR.
- Double doors into work area from exterior.

## **BUILDING SYSTEMS CRITERIA**

### **Mechanical**

- Provide self-contained HVAC.

### **Plumbing**

- Hot and cold water with drain at can wash area (exterior).
- Hot water access at custodial closet/sink.

### **Electrical / Lighting**

- Minimum of six (6) outlets in workroom areas for charging purposes.
- Lighting per IES recommendation.
- Room occupancy sensor.
- Exterior lighting EMS override switch in office/electrical room.

### **Technology /Low Voltage**

- An office with desk- power, telephone, data, and PA.
- EMS control station, video and HVAC controls should be at desk.
- Fire alarm per NFPA-72.

## **21st CENTURY LEARNING**

- Natural daylight into the space.

## **DOORS / WINDOWS**

- Double doors into work area from exterior for transporting large equipment.

## **MISCELLANEOUS**

- Staircase to an upper storage area with standard stairs.
- Provide 20 LF of 7' tall lockable storage cabinets.
- Concrete floor with drains.
- A solid metal gate at entry to service yard area.
- Service area must be designed to handle five (5) three-yard trash bins on wheels.
- Provide concrete curb in interior of trash bin area to prevent bins from damaging wall.

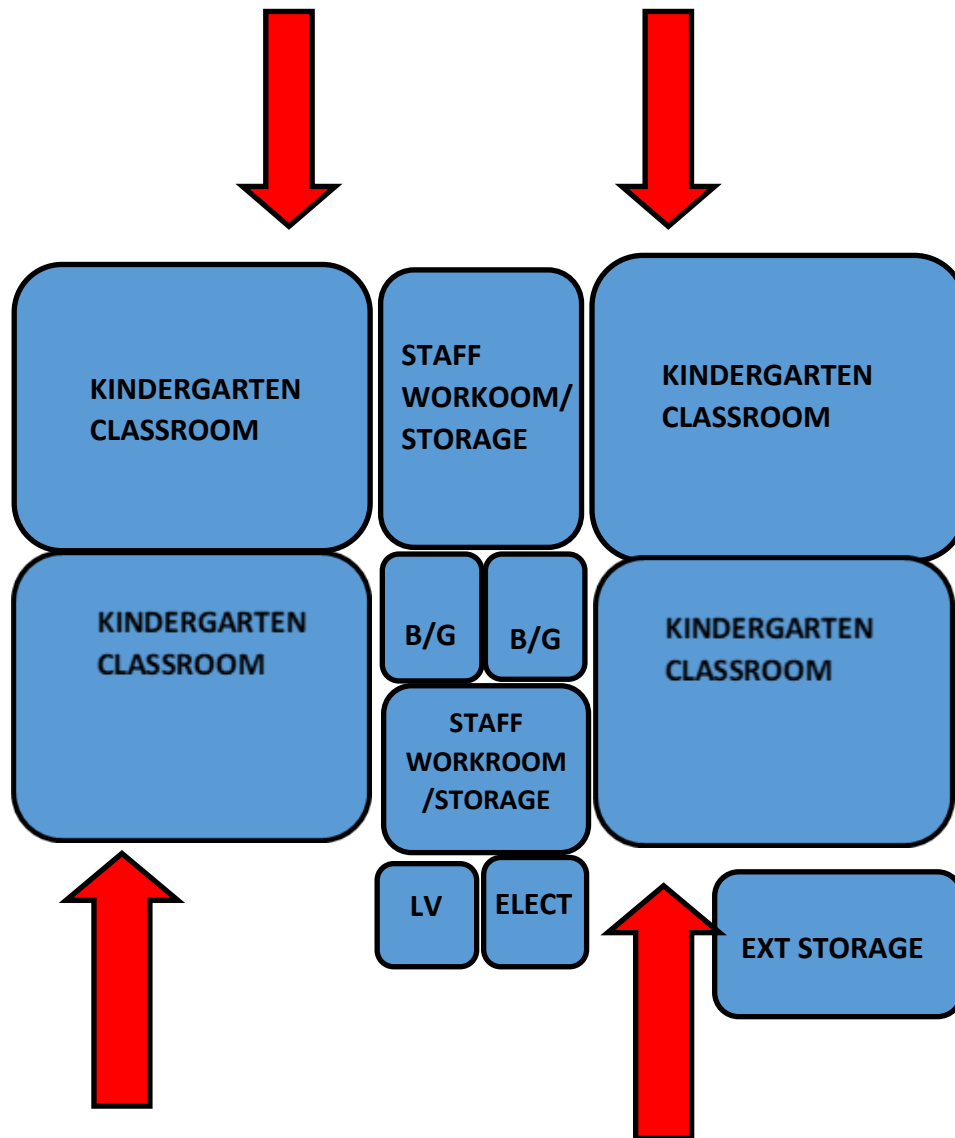
- Locate as to provide access by garbage trucks.
- Provide enclosed area for transformer, main electrical distribution panel, gas regulator and gas meter. Include housekeeping pads and concrete pad sloped to drain.
- Allow space for booster pump and irrigation controls, with power. Provide power for pump and controls.
- A minimum of 12 linear feet of work bench surface – combination metal foundation and sturdy wood block surface with deep sink and drawers.

#### **FURNITURE / EQUIPMENT / CASEWORK**

- Standard desk and file cabinet in office.
- See Miscellaneous for more casework information.
- Walk-off carpet at exterior door
- Clock

## KINDERGARTEN CLASSROOM BUILDING

### Adjacency Diagram



### Specific Features/Site

- To provide a variety of learning experiences for kindergarten age students in both large and small group settings.
- To provide restroom facility for students accessed from interior.

- To provide teachers an area for administration work as well as classroom prep functions.
- To provide area for storage of teaching materials, art supplies, and file storage.
- To provide exterior storage for play equipment.

#### **Spatial Relationships**

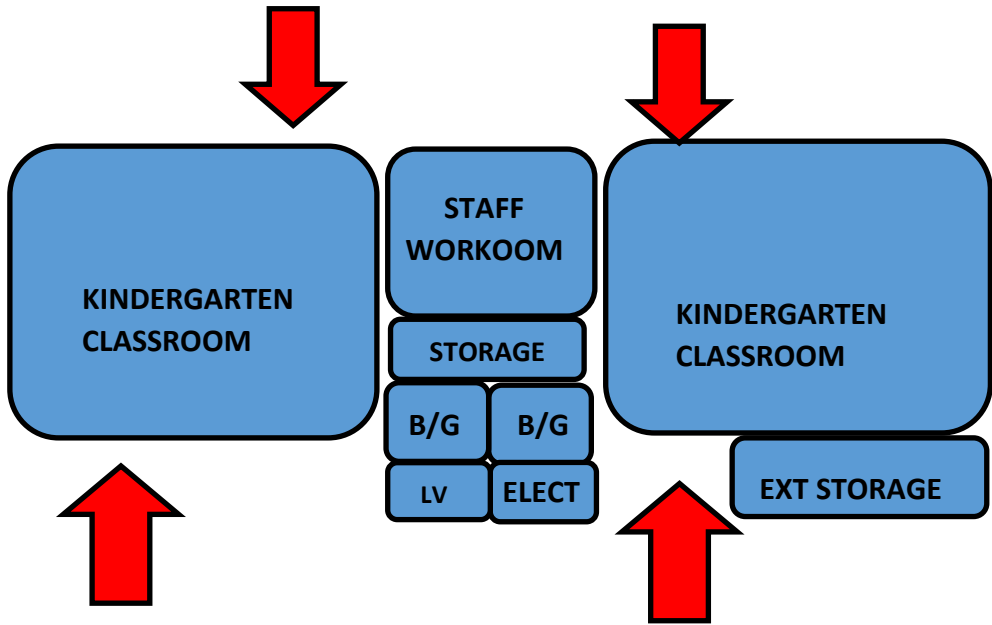
- Within  $\pm 200'$  of and within sight lines of the Administration Office.
- Adjacent to public auto drop-off area and parking.
- Adjacent to secure playground area surrounded by 6' tall fencing at exterior of campus and 4' at interior campus areas. May share with after school child development programs.
- A shared workroom (with windows) and storage separating classrooms.

**ROOM: KINDERGARTEN CLASSROOM**

*Square Footage: 3,000 per pair*

**Occupants: 1 Teacher, 27 Students**

**KEYPLAN**



**FUNCTION**

Whole group and small group learning/discussion. Individual, small group and whole group cooperative and collaborative teaching/ learning activities, instructor group, peer tutoring, and student testing.

**INTERNAL RELATIONSHIPS**

- Student Restroom with direct access from each classroom.
- Teacher workroom adjacent with views from workroom.
- Supply storage easily accessible.



## **BUILDING SYSTEMS CRITERIA**

### **Mechanical**

- Fire/alarm suppression as required.
- Independent HVAC controls within flexible range set by District's EMS system.
- Room temperature sensor connected to campus EMS.

### **Plumbing**

- Student restroom should include one toilet fixture, no sink, with resinous flooring.
- Student toilet should be placed at 15" (seat height).
- 1 student sink and 1 adult sink in classroom adjacent to restroom with bubbler.

### **Electrical / Lighting**

- Lighting: per IES Lighting Handbook guidelines.
- Glare reduction lenses.
- Electrical outlets for general room use and TV monitor display screen on front wall.
- Clean segregated power distribution with surge suppression.
- Direct/Indirect dimmable LED light fixtures.
- Room occupancy and daylight sensors.
- Adjustable lighting levels with independently controlled banks of lights.

### **Technology /Low Voltage**

- Telephone/intercom handset, VoIP.
- Wireless access capability for computer communication/ applications.
- Hardwired outlet to receive transmission from on-campus distribution system at TV monitor display.
- Fire alarm devices per NFPA-72.
- A/V projector system and infrastructure.

## **21st CENTURY LEARNING**

- Natural daylight into the space.

## **DOORS / WINDOWS**

- Doors with view panels into classrooms.
- Natural light is desirable (with ability to blackout).
- Internal door locking mechanism.

## **MISCELLANEOUS**

- Minimum of 6' x 12' of hard rubber surface flooring adjacent to student sink.
- Carpet flooring for the balance of the classroom. Walk-off carpet at entry and exit doors.
- American flag holder.

## **FURNITURE / EQUIPMENT / CASEWORK**

- One (1) teacher sink with swivel faucet with 10 LF of upper and lower cabinets.
- One (1) student sink with stationary faucet and bubbler near restroom and playground door with 12 LF of lower cabinet. Casework at student sink to be 24" in height.
- Paper towel (manual) and soap dispenser to be placed where students can effectively operate both.
- Student faucet to have reduced water pressure to prevent damage to casework, student projects and teacher items.
- Minimum of 8' high tackable wall surface on all walls.
- Wall-talker 8' tall from ground
- Teaching wall should be centered on carpet area away from vinyl flooring.
- Minimum of sixty (60) student boxes with adjustable shelving, 12" x 12" x 21" placed in a location to not block teacher's view of any portion of the classroom.
  - Rack/shelf to be placed at 3' in height.

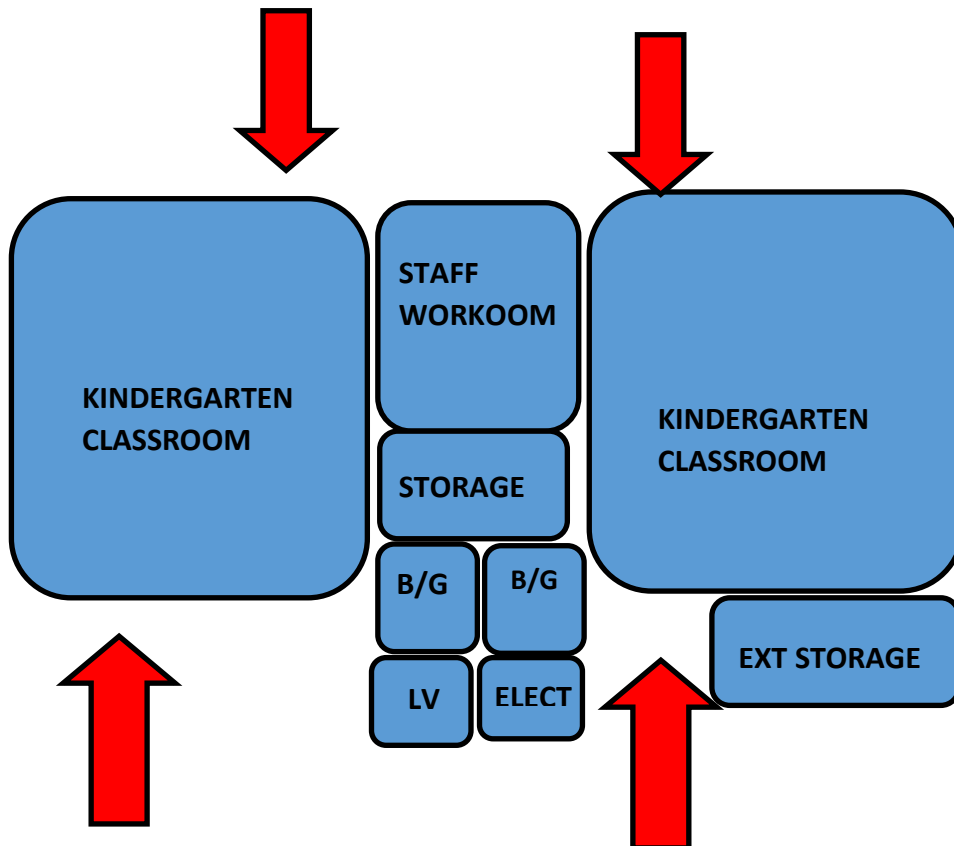
- A minimum of 8 LF of 7' tall cabinets.
- Round corners on all casework, where possible, to prevent injuries.
- Clock
- Laptop towers

**ROOM: KINDERGARTEN WORKROOM**

*Square Footage: 400 per pair*

**Occupants: 4**

**KEYPLAN**



**FUNCTION**

Teacher work area, collaboration space and centralized storage of shared resource materials.

**INTERNAL RELATIONSHIPS**

- A large window opening to see into the classrooms.
- Located between kindergarten classrooms.
- Supply storage immediately adjacent.

## **BUILDING SYSTEMS CRITERIA**

### **Mechanical**

- Fire/alarm suppression as required.
- Automatic smoke vents as required.

### **Plumbing**

- One (1) sink with swivel faucet.
- Hot water access at sink.

### **Electrical / Lighting**

- Lighting: per IES Lighting Handbook guidelines.
- Glare reduction lenses.
- Electrical outlets for general room use and TV monitor display screen on front wall.
- Clean segregated power distribution with surge suppression.
- Direct/Indirect dimmable LED light fixtures.
- Room occupancy and daylight sensors.

### **Technology /Low Voltage**

- Data port, telephone and electrical at each workstation.
- 4' x 8' center-island with power and data at both ends.
- Fire alarm devices per NFPA-72.

## **21st CENTURY LEARNING**

- Natural daylight into the space.

## **DOORS / WINDOWS**

- An unobstructed view of the classroom through a window from teacher workstations (ability to see standing or sitting).

## **MISCELLANEOUS**

- Vinyl flooring throughout space.

## **FURNITURE / EQUIPMENT / CASEWORK**

- 10 LF of upper and lower cabinets at sink area.
- Counter space for microwave.
- Tackable wall surface on all open walls in workroom (not storage area).
- Provide space above casework for additional storage.
- Four workstations each with drawers and file storage.
- Provide 40 LF of lower cabinets and 12 LF of upper cabinets.
- A 4' x 8' center-island with power and data at both ends.
- A minimum of 12 LF x 7' high open shelving with adjustable shelves in storage room. A minimum of 18 LF of base and upper cabinet in storage room.
- Space for four (4) file cabinets or two (2) lateral file cabinets in storage room
- Clock

**ROOM: KINDERGARTEN PLAY AREA**

*Square Footage: 75 per student*

**Occupants: Varies**

**FUNCTION**

Area for students to gather for outside learning activities, art projects and recreational activities.

**INTERNAL RELATIONSHIPS**

- Located adjacent to kindergarten classrooms.
- Share with Child Development program.

**BUILDING SYSTEMS CRITERIA**

**Mechanical**

- No mechanical required.

**Plumbing**

- Four (4) drinking fountains, no higher than 30" high and ADA compliant.
- Provide domestic water, and sewer for two (2) Child Development portables.

**Electrical / Lighting**

- Outdoor lighting for this area.

**Technology / Low Voltage**

- Fire alarm devices per NFPA-72.

**DOORS / WINDOWS**

- Accessible door to and from both classrooms.

**FURNITURE / EQUIPMENT / CASEWORK**

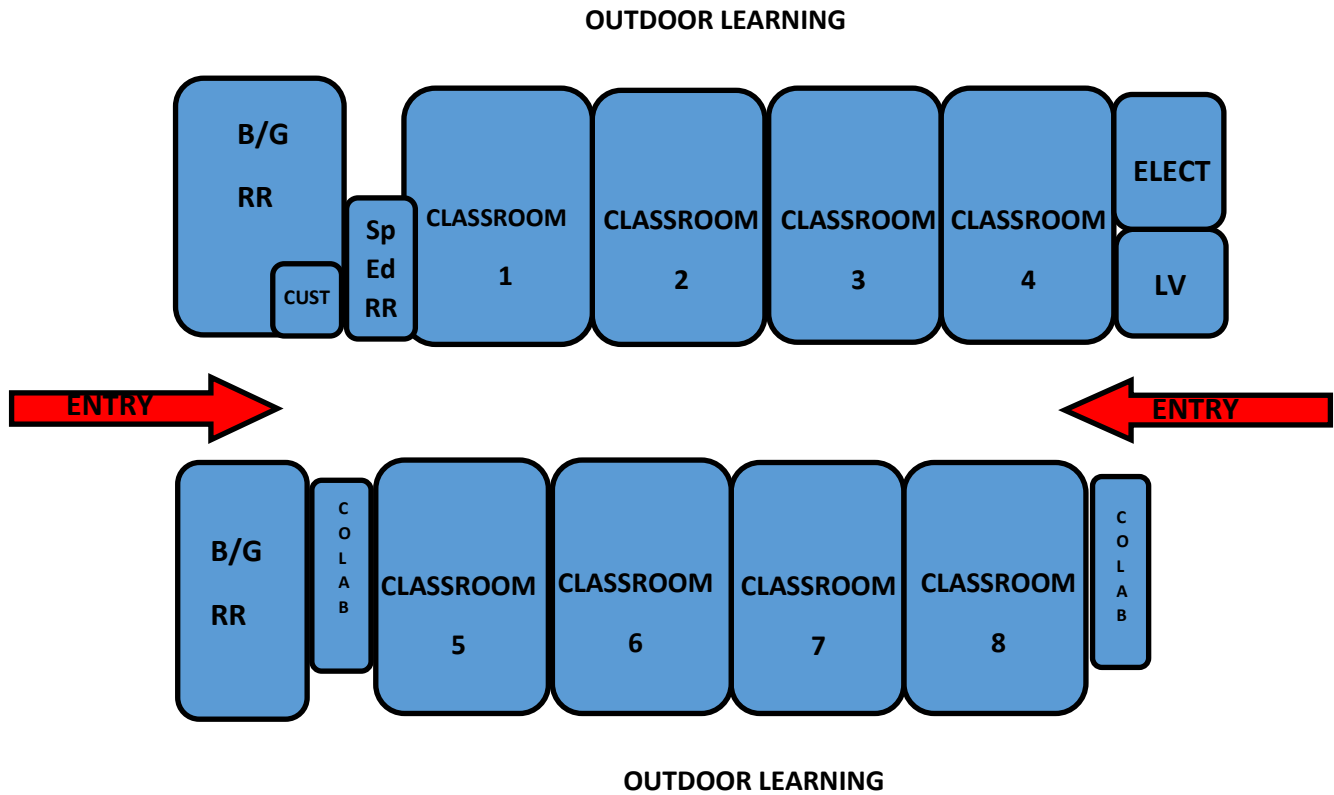
- Provide recessed area with curbing, storm drainage and 36" pathway to playground equipment. Modular playground equipment with tumbled fiber beneath.
- Playground equipment to be rated for 4 year olds

- Provide shade structure at play area.
- Outside storage room, attached to building and accessible from play area, for play equipment.
- Provide pedestrian gate with 36" pathway from front of building to play area.
- Provide 10' wide gate to play area for equipment and emergency access.
- Coordination of triple-wide portable for Child Development.
- Provide domestic water, sewer, telephone, data, power, fire alarm, PA and clock for two (2) Child Development portables.
- Placement of Child Development portables will ensure direct play area access.
- Include concrete hard surface areas.
- Install age-appropriate basketball pole and backboard with removable rim.



## PRIMARY GRADES & SPECIAL EDUCATION CLASSROOM BUILDING

### Diagram



### *Specific Features/Site*

- To provide a variety of learning experiences for students in both large and small group settings.
- To provide flexible learning spaces within each classroom to promote 21st Century Learning opportunities.
- To provide interior access to all classrooms.
- To provide “pull out” space for flexible learning situations.
- To provide easy access to student restrooms.
- To provide easy access to outdoor learning areas.

***Spatial Relationships***

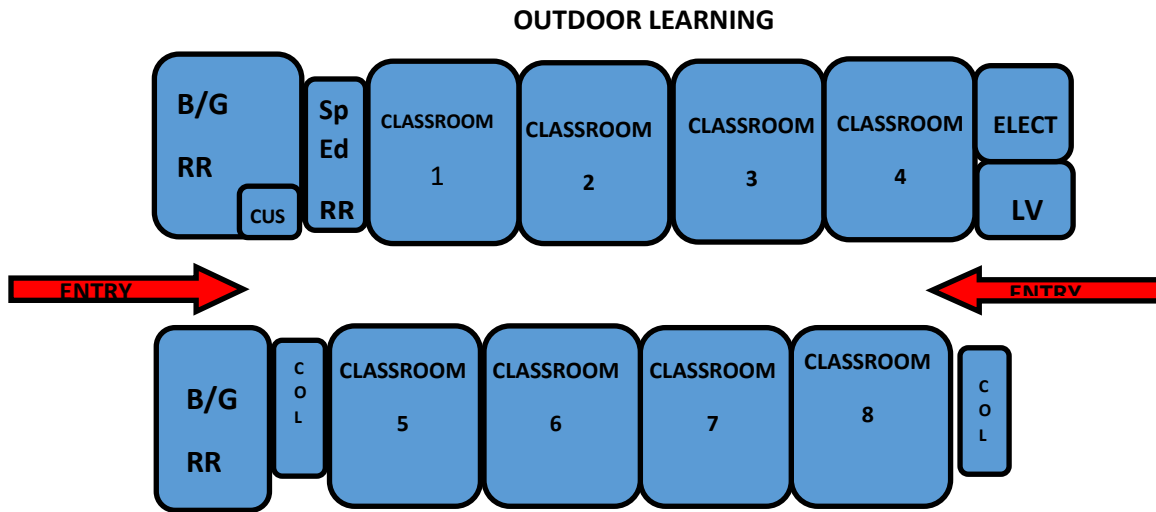
- In close proximity to Administration Office, Library Media Center and Multi-purpose Room.
- Adjacent to other classrooms and pull-out spaces for small group instruction, collaboration or parent-teacher meetings.
- No shared classroom walls with restrooms.
- Adjacent outdoor learning areas.
- Easy access to central amphitheater space and outdoor play areas.

**ROOM: PRIMARY GRADES & SPECIAL EDUCATION CLASSROOM**

*Square Footage: 9,835 (8 CLASSROOMS @ 870 SF)*

**Occupants: 1 Teacher, 27 Students per Classroom/12 Students in S.E. Classroom**

**KEYPLAN**



**FUNCTION OUTDOOR LEARNING**

Area for students to gather for outside learning activities, art projects and recreational activities.

**INTERNAL RELATIONSHIPS**

- In close proximity to Administration Office, Library Media Center and Multi-Purpose Room, and special education bus loading zone.
- Adjacent to other classrooms and pull-out spaces for small group instruction, collaboration or parent- teacher meetings.
- No shared classroom walls with restrooms.
- 200 square feet of collaboration spaces per wing.
- 2 specified classrooms for special education to be near restroom and have second door for direct exterior access.

## **BUILDING SYSTEMS CRITERIA**

### **Mechanical**

- Fire/alarm suppression as required.
- Independent HVAC controls within flexible range set by District's EMS system.

### **Plumbing**

- One (1) sink with swivel faucet, bubbler and seven (7) linear feet of upper and lower cabinets.
- Faucet to have reduced water pressure to prevent damage to casework, student projects and teacher items.
- Sink and Faucet to be located by entry and have hard surface flooring adjacent.
- One (1) restroom adjacent Special Education Classrooms.

### **Electrical / Lighting**

- A minimum of one (1) power supply and data supply located in the floor, and one (1) in the wall in the front of the classroom near the designated teaching wall.
- Light switches to be located by the playground door and on teaching wall.
- A/V infrastructure (see Building Standards)
- Outlets for general room, instructor workstation, laptop computer charging and student computer workstations, TV monitor display location.
- Direct/Indirect dimmable LED light fixtures. Room occupancy and daylight sensors.
- Adjustable lighting levels independently controlled banks of lights.
- Lighting per IES recommendations.

### **Technology /Low Voltage**

- Power and data ports located every 10 LF of casework.
- Power for 30 device storage to charge overnight.
- Telephone/intercom handset, VoIP.
- Intercom speaker.
- Wireless access capability for computer communication/ applications.
- Hardwired outlet to receive transmission from on-campus distribution system at TV monitor display.

- Overhead projector capability.
- Fire alarm devices per NFPA-72.
- AV projector system and infrastructure (see Building Standards).

### **21st CENTURY LEARNING**

- Natural daylight into the space.

### **DOORS / WINDOWS**

- Door and window looking into supplementary teaching spaces.
- Internal door locking mechanism for quick lock down.
- Doors to have view windows.
- Natural light is desirable (with blackout capability).
- Windows into interior corridor for views and natural light.

### **MISCELLANEOUS**

- Minimum of 6' x 6' of hard rubber surface flooring adjacent to classroom sink.
- Carpet flooring for the balance of the classroom. Walk-off carpet at entry and exit doors.
- Provide small group instruction area within class by lowering ceiling and/or lighting configuration.
- Supplementary teaching spaces to hold 10+ students (RSP). Shall be directly adjacent to Speech and Special Education spaces.
- Special Education rooms 1/2 hard rubber flooring, 1/2 carpet.

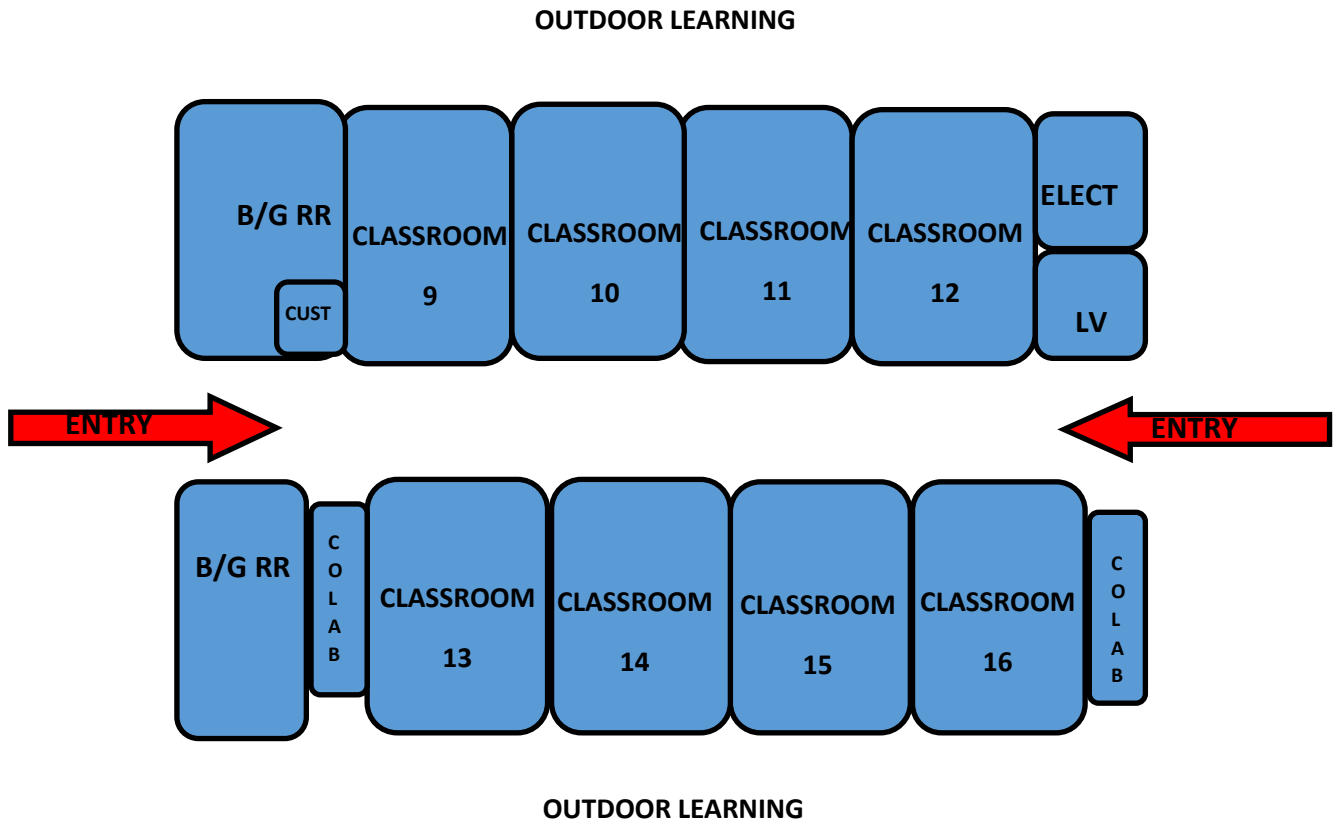
### **FURNITURE / EQUIPMENT / CASEWORK**

- 7 LF of upper and lower cabinets at sink area. (minimum 14" in depth)
- Paper towel (manual) and soap dispenser to be placed where students can effectively operate both.
- Minimum of 8' high tackable wall surface on all walls.

- Three whiteboards on teaching wall (4'x5', 8'x5', 4'x5').
- Teaching wall should be centered in classroom. Board seams should not interfere with AV projection area
- Minimum of 25 LF of adjustable shelf, open casework, located on only one (1) side of the classroom. Casework to be 30" in height and 18" in depth.
- An 8" overhang on the 25 LF of casework for technology stations.
- Minimum of 8 LF of 7' in height, adjustable shelf, lockable storage cabinets. No wardrobe closet.
- Provide space above casework for additional storage.
- Round corners on all casework to prevent injuries.
- American flag holder.
- Clock
- Laptop towers

## UPPER GRADES CLASSROOM BUILDING

### Adjacency Diagram



#### *Specific Features/Site*

- To provide a variety of learning experiences for students in both large and small group settings.
- To provide flexible learning spaces within each classroom to promote 21st Century Learning opportunities.
- To provide interior access to all classrooms.
- To provide “pull out” space for flexible learning situations.
- To provide easy access to student restrooms.
- Locate this wing centrally.
- To provide space and facilities for counseling, psychologist and other support team members to carry out assigned duties and to meet with students, staff and parents.

***Spatial Relationships***

- In close proximity to Administration Office, Library Media Center and Multi-purpose Room.
- Adjacent to other classrooms and pull-out spaces for small group instruction, collaboration or parent-teacher meetings.
- No shared classroom walls with restrooms.
- Three whiteboards on teaching wall (4'x5', 8'x5', 4'x5').

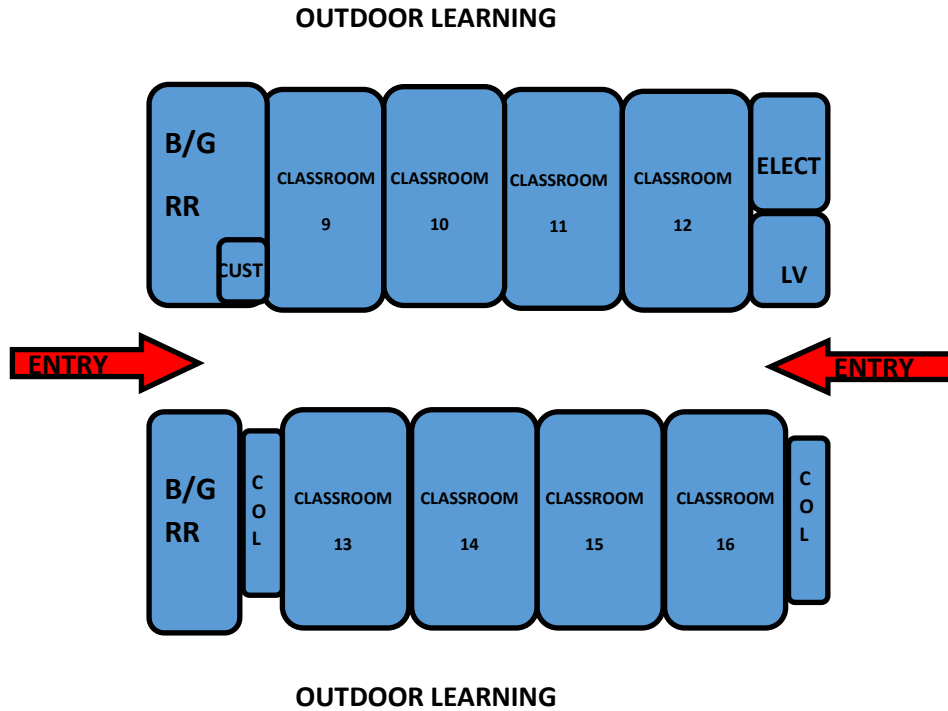


**ROOM: UPPER GRADES CLASSROOM**

*Square Footage: 10,580 (8 CLASSROOMS @ 960 SQ. FT.)*

**Occupants: 1 Teacher, 34 Students**

**KEYPLAN**



**FUNCTION**

Classroom provides a variety of learning experiences for students in both large and small group settings.

**INTERNAL RELATIONSHIPS**

- In close proximity to Administration Office, Library Media Center and Multi-purpose Room.
- Collaboration spaces are adjacent to other classrooms and pull-out spaces for small group instruction, collaboration or parent- teacher meetings.
- No shared classroom walls with restrooms.
- 200 square feet of collaboration spaces per wing.

## **BUILDING SYSTEMS CRITERIA**

### **Mechanical**

- Fire/alarm suppression as required.
- Independent HVAC controls within flexible range set by District's EMS system.

### **Plumbing**

- Restroom: one (1) boys, one (1) girls.
- One (1) sink with swivel faucet and bubbler.
- Faucet to have reduced water pressure to prevent damage to casework, student projects and teacher items.
- Sink and faucet to be located by entry to maximize teaching space.

### **Electrical / Lighting**

- A minimum of one (1) power and data supply located in the floor, and one (1) in the wall in the front of the classroom near the designated teaching wall.
- Light switches to be located by the entry door and on teaching wall.
- A/V infrastructure (see Building Standards)
- Outlets for general room, instructor workstation, laptop computer charging and student computer workstations, TV monitor display location.
- Direct/Indirect dimmable LED light fixtures. Room occupancy and daylight sensors.
- Adjustable lighting levels independently controlled banks of lights. Lighting per IES recommendations.

### **Technology /Low Voltage**

- Power and data ports located every 25 LF of casework.
- Telephone/intercom handset, VoIP.
- Intercom speaker.
- Wireless access capability for computer communication/ applications.
- Hardwired outlet to receive transmission from on-campus distribution system at TV monitor display.
- Overhead projector capability.
- Fire alarm devices per NFPA-72.

## **21st CENTURY LEARNING**

- Natural daylight into the space.

## **DOORS / WINDOWS**

- Door and window looking into supplementary teaching spaces.
- Internal door locking mechanism for quick lock down.
- Doors to have view windows.
- Natural light is desirable (with blackout capability).

## **MISCELLANEOUS**

- Minimum of 6' x 6' of hard rubber surface flooring adjacent to classroom sink.
- Carpet flooring for the balance of the classroom. Walk-off carpet at entry and exit doors.
- Form small group instruction area within class by lowering ceiling and/or lighting configuration.

## **FURNITURE / EQUIPMENT / CASEWORK**

- 7 LF of upper and lower cabinets at sink area. (minimum 14" in depth)
- Paper towel (manual) and soap dispenser to be placed where students can effectively operate both.
- Minimum of 8' high tackable wall surface on all walls.
- Three whiteboards on teaching wall (4'x5', 8'x5', 4'x5').
- Teaching wall should be centered in classroom. Board seams not to interfere with AV projection area.
- Minimum of 25 LF of adjustable shelf, open casework, located on only one (1) side of the classroom. Casework to be 30" in height and 18" in depth.
- An 8" overhang on the 25 LF of casework for technology stations.

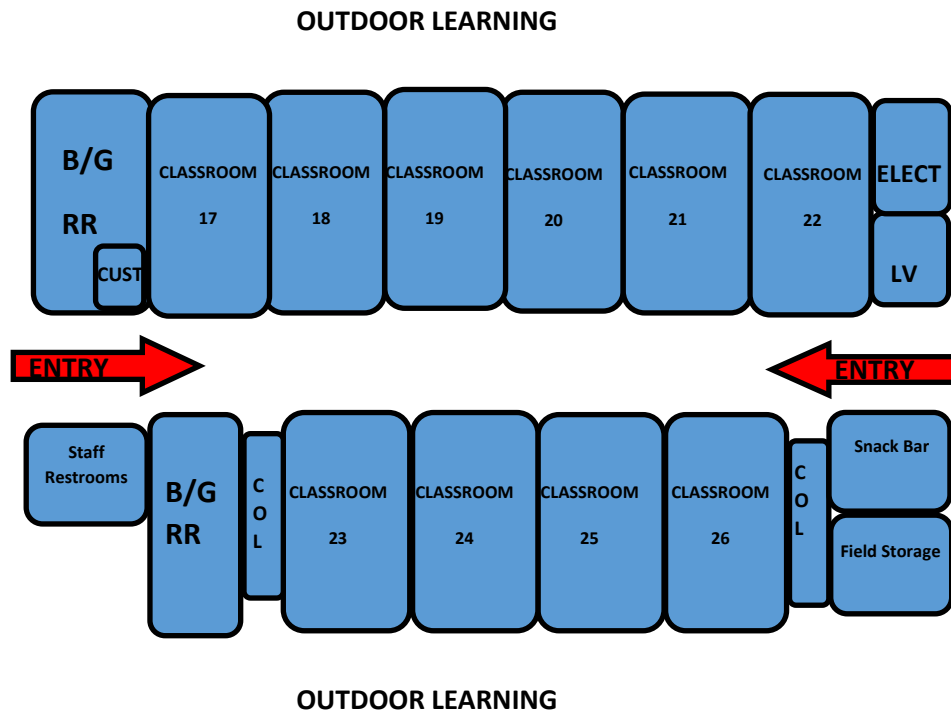
- Minimum of 8 LF of 7' in height, adjustable shelf, lockable storage cabinets. No wardrobe closet.
- Provide space above casework for additional storage.
- Round corners on all casework to prevent injuries.
- American flag.
- Clock
- Laptop Towers

**ROOM: UPPER & PRIMARY GRADES CLASSROOM**

*Square Footage: 13,170 (7 primary @ 870 and 3 upper @ 960 per classroom)*

**Occupants: 1 Teacher, 27-34 Students**

**KEYPLAN**



**FUNCTION**

Classroom provides a variety of learning experiences for students in both large and small group settings.

**INTERNAL RELATIONSHIPS**

- In close proximity to Administration Office, Library Media Center and Multi-purpose Room.
- Collaboration spaces are adjacent to other classrooms and pull-out spaces for small group instruction, collaboration or parent- teacher meetings.
- No shared classroom walls with restrooms.
- 200 square feet of collaboration spaces per wing.

## **BUILDING SYSTEMS CRITERIA**

### **Mechanical**

- Fire/alarm suppression as required.
- Independent HVAC controls within flexible range set by District's EMS system.

### **Plumbing**

- Restroom: one (1) boys, one (1) girls.
- One (1) sink with swivel faucet and bubbler.
- Faucet to have reduced water pressure to prevent damage to casework, student projects and teacher items.
- Sink and faucet to be located by entry to maximize teaching space.

### **Electrical / Lighting**

- A minimum of one (1) power and data supply located in the floor, and one (1) in the wall in the front of the classroom near the designated teaching wall.
- Light switches to be located by the entry door and on teaching wall.
- A/V infrastructure (see Building Standards).
- Outlets for general room, instructor workstation, laptop computer charging and student computer workstations, TV monitor display location.
- Direct/Indirect dimmable LED light fixtures. Room occupancy and daylight sensors.
- Adjustable lighting levels independently controlled banks of lights. Lighting per IES recommendations.

### **Technology /Low Voltage**

- Power and data ports located every 25 LF of casework.
- Telephone/intercom handset, VoIP.
- Intercom speaker.
- Wireless access capability for computer communication/ applications.
- Hardwired outlet to receive transmission from on-campus distribution system at TV monitor display.
- Overhead projector capability.
- Fire alarm devices per NFPA-72.

## **21st CENTURY LEARNING**

- Natural daylight into the space.

## **DOORS / WINDOWS**

- Door and window looking into supplementary teaching spaces.
- Internal door locking mechanism for quick lock down.
- Doors to have view windows.
- Natural light is desirable (with blackout capability).

## **MISCELLANEOUS**

- Minimum of 6' x 6' of hard rubber surface flooring adjacent to classroom sink.
- Carpet flooring for the balance of the classroom. Walk-off carpet at entry and exit doors.
- Form small group instruction area within class by lowering ceiling and/or lighting configuration.

## **FURNITURE / EQUIPMENT / CASEWORK**

- 7 LF of upper and lower cabinets at sink area. (minimum 14" in depth)
- Paper towel (manual) and soap dispenser to be placed where students can effectively operate both.
- Minimum of 8' high tackable wall surface on all walls.
- Three whiteboards on teaching wall (4'x5', 8'x5', 4'x5').
- Teaching wall should be centered in classroom. Board seams not to interfere with AV projection area.
- Minimum of 25 LF of adjustable shelf, open casework, located on only one (1) side of the classroom. Casework to be 30" in height and 18" in depth.
- An 8" overhang on the 25 LF of casework for technology stations.

- Minimum of 8 LF of 7' in height, adjustable shelf, lockable storage cabinets. No wardrobe closet.
- Provide space above casework for additional storage.
- Round corners on all casework to prevent injuries.
- American flag.
- Clock
- Laptop lockers



## **ROOM: PORTABLE BUILDING**

**Square Footage:** 960 Each Classroom  
**Occupants:** 1 Teacher, 27-34 Students

### **FUNCTION**

Portable building to be planned for daycare and future classroom expansion.

### **INTERNAL RELATIONSHIPS**

- Classrooms: in close proximity to classroom buildings
- Child Development: adjacent to Kindergarten building
- Playground structure nearby

### **BUILDING SYSTEMS CRITERIA**

#### **Mechanical**

- Each classroom to have a standalone system - most likely a heat pump type.

#### **Plumbing**

- Re-route charged water lines if location of new portable site is over existing line.
- Toilet/Wash sink with hot water in child development. (licensing requirement)

#### **Electrical / Lighting**

- Power supply along perimeter walls in raceway boxes.
- Light switches to be located by the entry door and on teaching wall.
- Outlets for general room, instructor workstation, laptop computer charging and student computer workstations, TV monitor display location.

#### **Technology /Low Voltage**

- No AV units.
- Fire Alarm/Sprinklers as required (all post Fugman era portables).
- PA to tie into rest of campus.

- IDF cabinet over permanent counter when possible.
- Telephone/intercom handset, VoIP.
- Intercom speaker.
- Fire alarm devices per NFPA-72.

## **DOORS / WINDOWS**

- Hollow metal door and frame.
- Natural light is desirable (with blackout capability).

## **MISCELLANEOUS**

- 2" Rat Slab designed with adequate drainage to drywell or site storm.
- Signage to be ADA compliant.
- Foundation to be pit set when possible.

## **FURNITURE / EQUIPMENT / CASEWORK**

- 7 LF of upper and lower cabinets at sink area.
- Paper towel (manual) and soap dispenser to be placed where students can effectively operate both.
- Minimum of 8' high tackable wall surface on all walls.
- One 8' and two 4' whiteboards
- Teaching wall should be centered in classroom. Board seams should not interfere with AV projection area.
- Minimum of 25 LF of adjustable shelf, open casework, located on only one (1) side of the classroom. Casework to be 30" in height and 18" in depth.
- An 8" overhang on the 25 LF of casework for technology stations.
- Minimum of 8 LF of 7' in height, adjustable shelf, lockable storage cabinets. No wardrobe closet.
- Provide space above casework for additional storage.

- Round corners on all casework to prevent injuries.
- American flag holder.
- Clock

**ROOM: SNACK BAR & ATHLETIC EQUIPMENT STORAGE**

*Square Footage: 550 Snack Bar/Storage,  
500 Athletic Equipment Storage*

**Occupants: vary**

**FUNCTION**

To provide area for booster groups to sell snacks and drinks for student activities.  
To provide staff a secured location to store athletic and playground equipment.

**INTERNAL RELATIONSHIPS**

- Located adjacent to playground/athletic fields.

**BUILDING SYSTEMS CRITERIA**

**Mechanical**

- Fire/alarm suppression as required.
- Provide evaporative cooling system. (Snack bar)

**Plumbing**

- Provide dual sink or large sink basin and a small hand wash station.
- Hot water access at sink.

**Electrical / Lighting**

- Light switches to be located by the entry door. Coordinate with Sonitrol alarm location.
- Outdoor lighting adjacent to the area.
- Lighting: per IES Lighting Handbook guidelines.
- Glare reduction lenses.
- Clean segregated power distribution with surge suppression.

**Technology /Low Voltage**

**Snack Bar**

- Provide data, phone, PA, Clock and power - minimum three (3) electrical quad outlet boxes on separate breakers.

- Fire alarm devices per NFPA-72.

### **DOORS / WINDOWS**

- Two (2) coiling roll-up doors with secure pins on both sides of each door.
- Screen openings with self-closing windows (per Health Dept. guidelines)
- One (1) 3' swing door for entry.

### **MISCELLANEOUS**

#### Snack Bar/Equipment Storage Floors

- Sealed concrete flooring.
- Clock

### **FURNITURE / EQUIPMENT / CASEWORK**

#### Snack Bar

- Provide a minimum of 16 LF of ADA compliant stainless steel serving area with open storage beneath the counter.
- Provide infrastructure for full-size refrigerator, ice machine, tankless water heater, and soda dispenser.
- Sixteen (16) LF of open shelving.
- Ten (10) LF of upper and lower lockable storage cabinets.
- FRP wall covering.
- Clock

#### Equipment Room

- Thirty (30) LF of tall storage - lockable cabinets.
- Thirty (30) LF of open, above cabinet storage.
- Upper storage for large equipment.
- Electrical access at open shelving near door for pump.

- Open floor storage for large equip